



US00D544182S

(12) **United States Design Patent**
McClaskie

(10) **Patent No.:** **US D544,182 S**
(45) **Date of Patent:** **** Jun. 12, 2007**

- (54) **OUTSOLE FOR A SHOE**
- (75) Inventor: **Thomas E. McClaskie**, Bethlehem, PA (US)
- (73) Assignee: **Columbia Insurance Company**, Omaha, NE (US)
- (**) Term: **14 Years**
- (21) Appl. No.: **29/215,485**
- (22) Filed: **Oct. 20, 2004**
- (51) **LOC (8) Cl.** **02-04**
- (52) **U.S. Cl.** **D2/952; D2/954; D2/956**
- (58) **Field of Classification Search** D2/902, D2/946-949, 951-960; 36/3 B, 22 R, 24.5, 36/25 R, 28, 32 R, 34 R, 67 A, 59 C
See application file for complete search history.

5,185,944 A	2/1993	Okajima	36/45
5,499,459 A	3/1996	Tomaro	36/10
5,526,584 A	6/1996	Bleimhofer et al.	36/10
5,738,937 A	4/1998	Baychar	428/316.6
D423,489 S *	4/2000	Pesco	D14/403
D426,946 S *	6/2000	Debiase	D2/954
D475,715 S *	6/2003	Shah	D14/454
D495,856 S *	9/2004	McClaskie	D2/952
D509,647 S *	9/2005	McClaskie	D2/952
D512,137 S *	11/2005	Chen	D23/367
D520,245 S *	5/2006	Huller	D4/125
2002/0007888 A1 *	1/2002	Gregorek	150/166
2002/0190952 A1 *	12/2002	Shah	345/163
2005/0110309 A1 *	5/2005	Cziraky et al.	297/181
2006/0022835 A1 *	2/2006	Rice	340/602

* cited by examiner

Primary Examiner—Celia A. Murphy

(74) *Attorney, Agent, or Firm*—St. Onge Steward Johnston & Reens LLC

(56) **References Cited**

U.S. PATENT DOCUMENTS

1,974,543 A	9/1934	Reymond	
2,046,217 A	6/1936	Strauss	
2,079,237 A	5/1937	Allard	
2,160,768 A	5/1939	Wasser	
2,344,069 A	3/1944	Wasser	
3,091,871 A	6/1963	Tronche	
3,175,310 A	3/1965	MacQuaid	
3,175,311 A	3/1965	MacQuaid	
3,191,321 A	6/1965	Brutting	
3,213,551 A	10/1965	Krauss	
3,407,518 A	10/1968	MacQuaid et al.	
3,525,165 A	8/1970	Randall, Jr.	
3,561,142 A	2/1971	Streit, Sr. et al.	
4,231,170 A	11/1980	Griswold	36/72
4,366,629 A	1/1983	Scherz	36/4
4,562,652 A	1/1986	Hensler	36/102
4,908,963 A	3/1990	Krajcir et al.	36/77
4,995,174 A	2/1991	Hong et al.	36/72
5,048,203 A	9/1991	Kling	36/32

(57) **CLAIM**

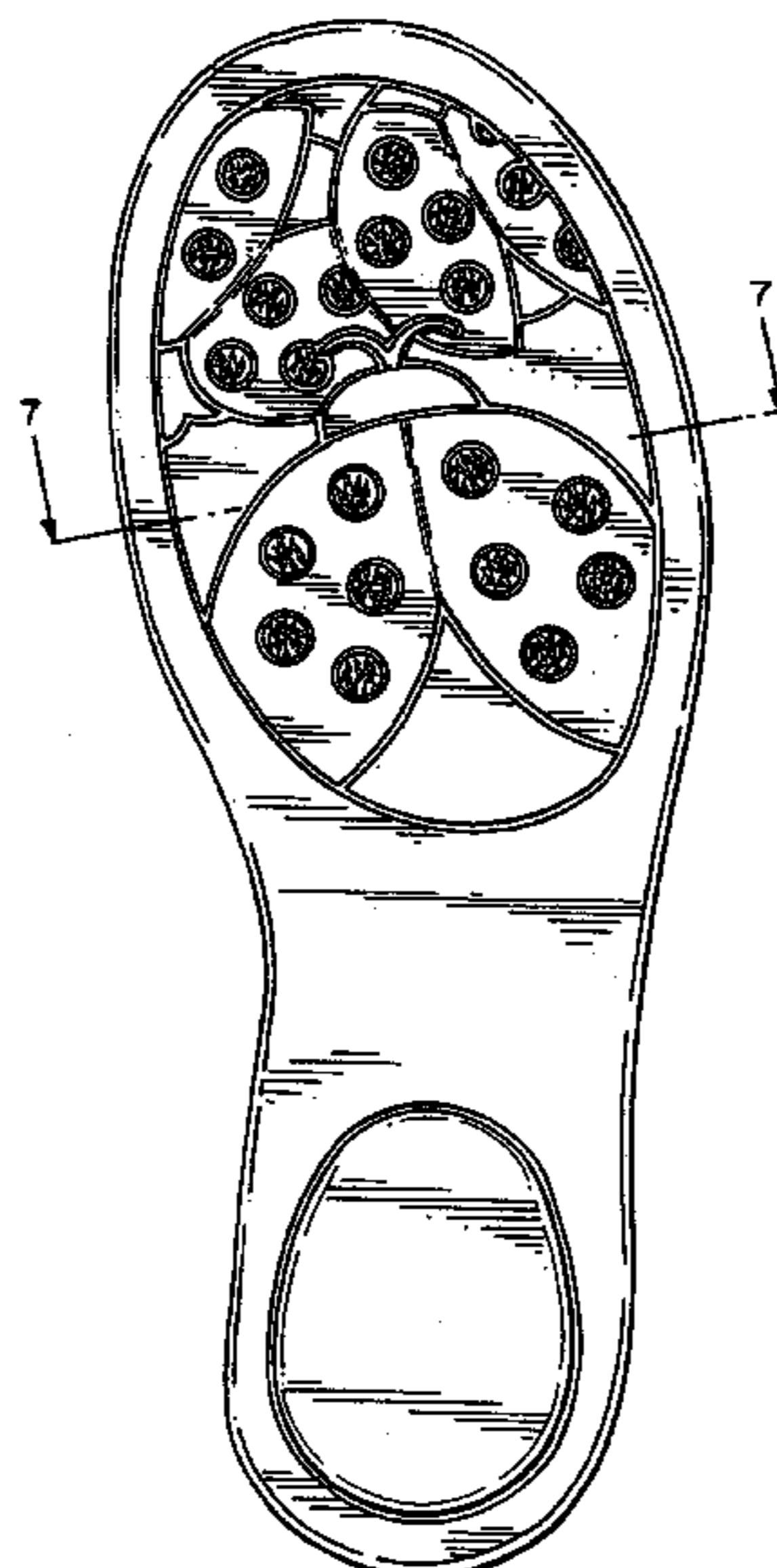
I claim the ornamental design for an outsole for a shoe, as shown and described.

DESCRIPTION

FIG. 1 is a bottom plan view of an outsole for a shoe showing my new design;
 FIG. 2 is a perspective view thereof;
 FIG. 3 is a left side view thereof;
 FIG. 4 is a right side view thereof;
 FIG. 5 is a front view thereof;
 FIG. 6 is a rear view thereof; and,
 FIG. 7 is an enlarged cross sectional view taken along line 7—7 of FIG. 1.

The broken line showing a footwear-upper in FIGS. 2-6 illustrates the portion of the design that forms no part of the claim.

1 Claim, 4 Drawing Sheets



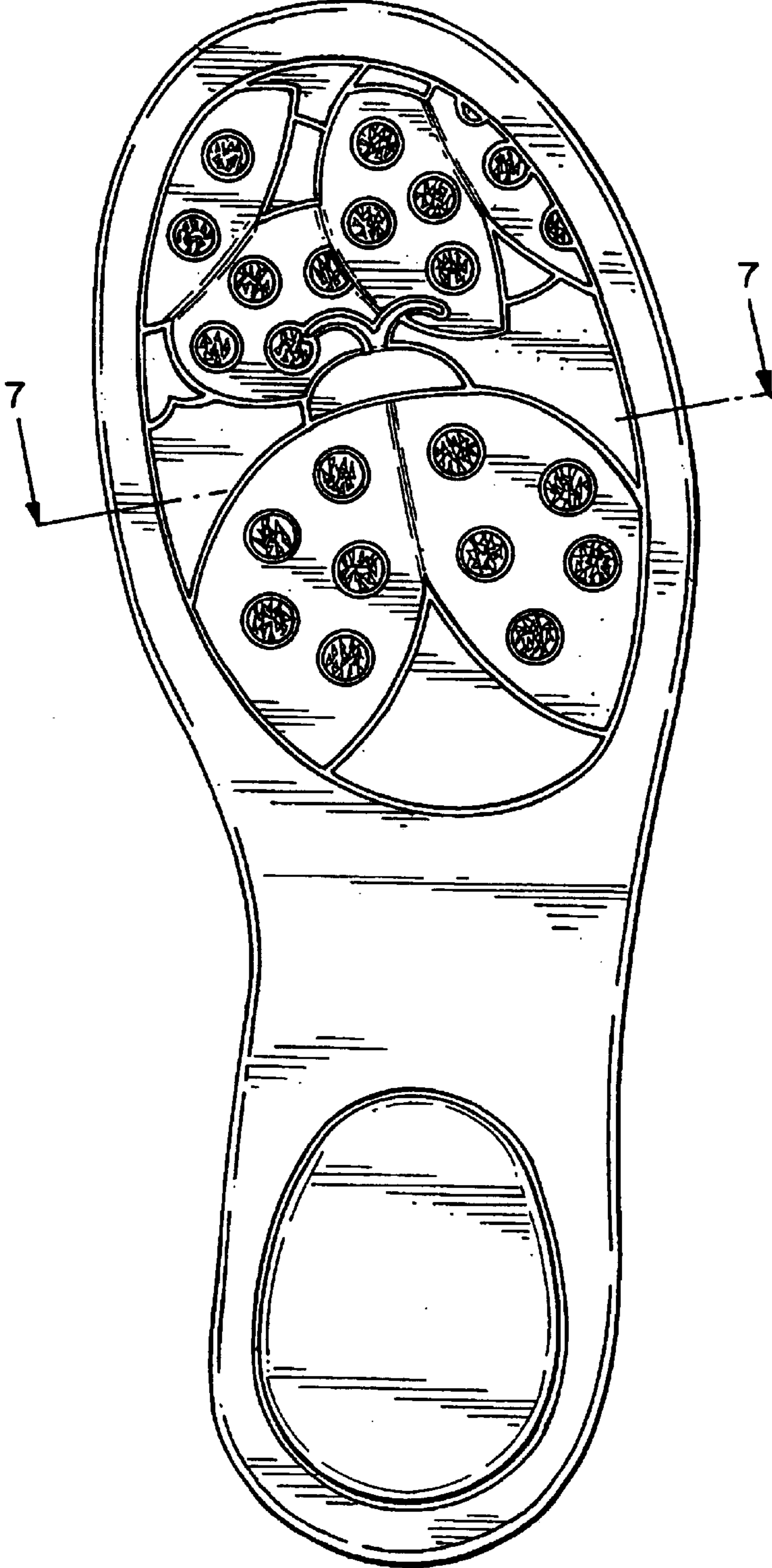
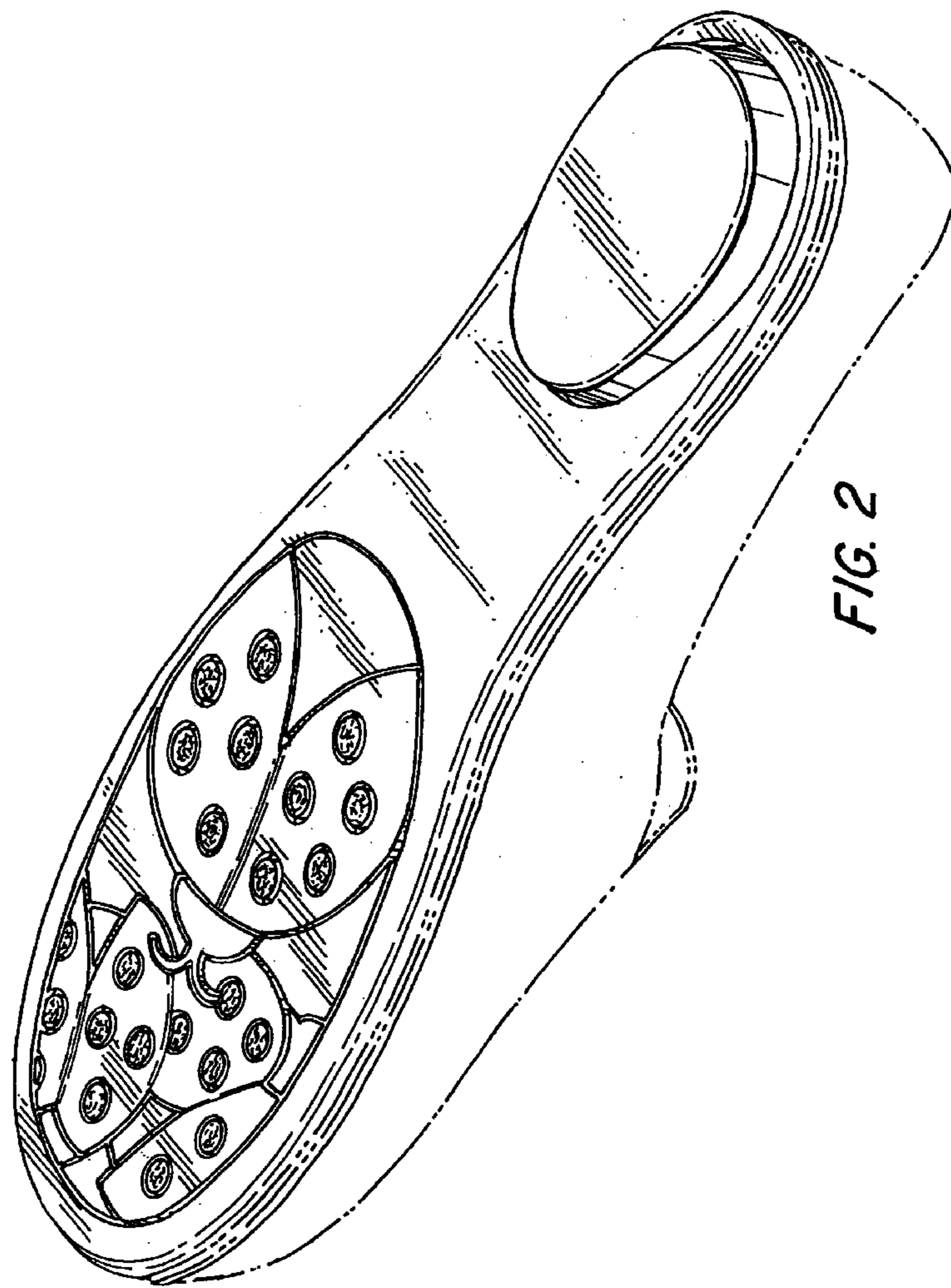


FIG. 1



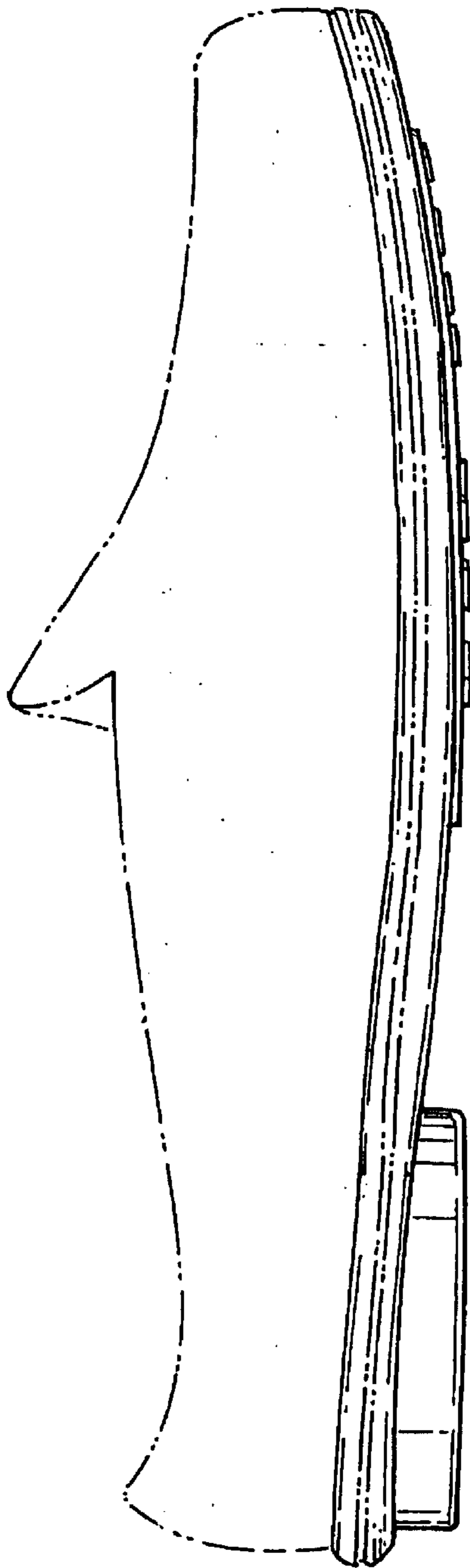


FIG. 3

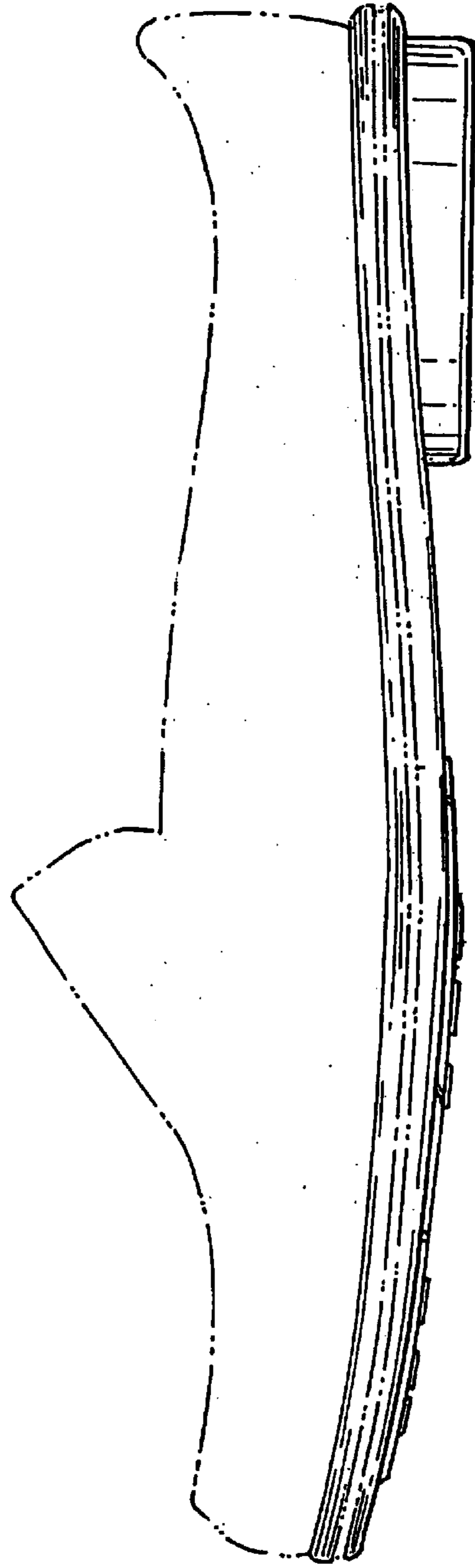


FIG. 4

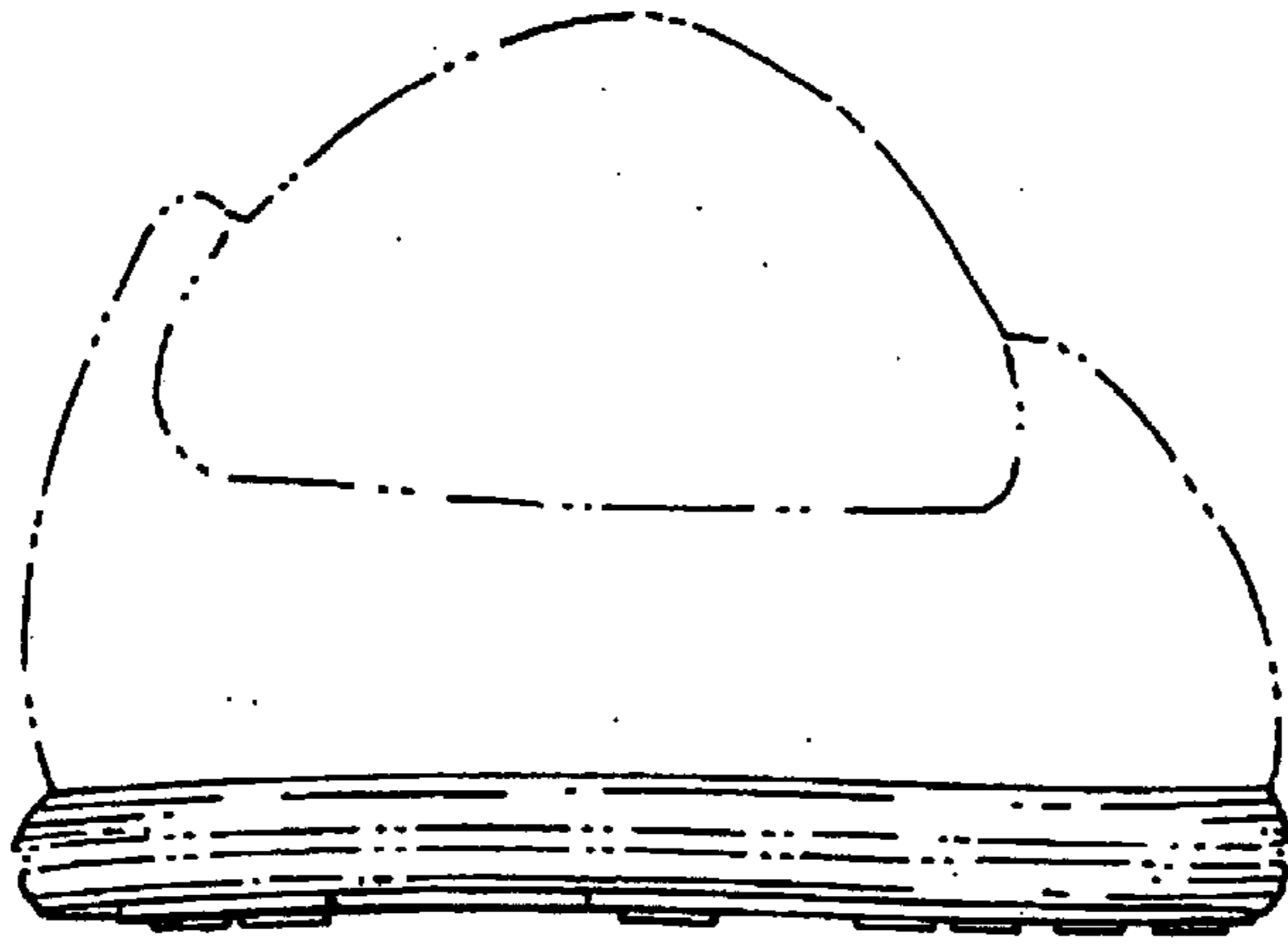


FIG. 5

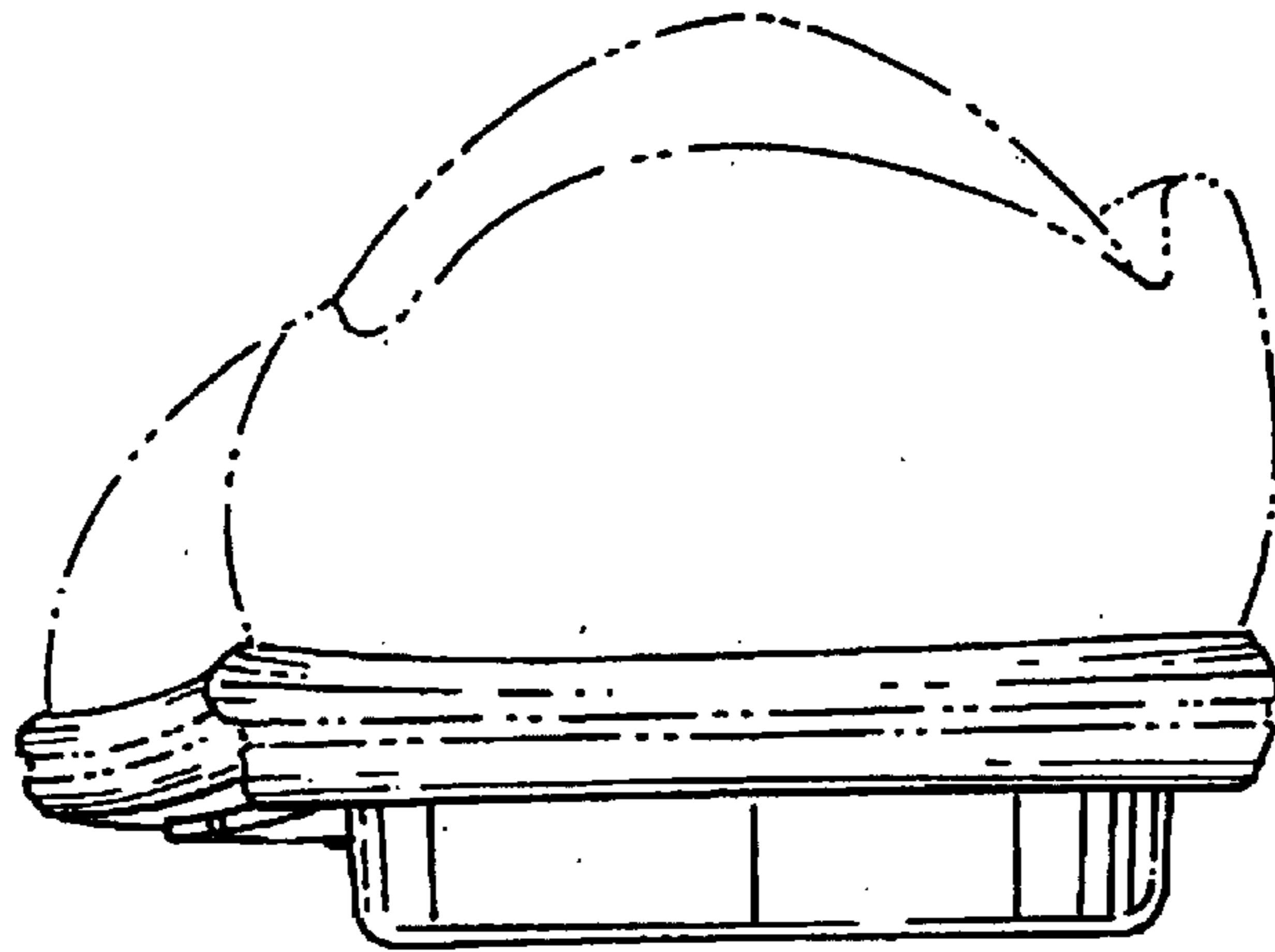


FIG. 6



FIG. 7