



US00D544175S

(12) **United States Design Patent**  
**Valentinsson**

(10) **Patent No.:** **US D544,175 S**  
(45) **Date of Patent:** **\*\* Jun. 5, 2007**

(54) **TRANSPORT PALLET**  
(75) Inventor: **Anders Lenart Valentinsson, Färlöv**  
(SE)  
(73) Assignee: **Schoeller Arca Systems Services**  
**GmbH, Pullach (DE)**  
(\*\*) Term: **14 Years**

6,584,914 B1 7/2003 Koefeld  
D479,379 S 9/2003 Yamanouchi et al.  
D485,659 S 1/2004 Medoff et al.  
D494,337 S \* 8/2004 Carpenter et al. .... D34/38  
D495,460 S 8/2004 Apps et al.  
6,840,181 B2 1/2005 Smyers  
6,955,128 B2 10/2005 Apps  
2002/0134284 A1 9/2002 Apps  
2005/0145144 A1 7/2005 Gab

(21) Appl. No.: **29/247,663**  
(22) Filed: **Jun. 30, 2006**

**FOREIGN PATENT DOCUMENTS**

EP 0 572 946 A3 5/1993  
JP 57165213 A 10/1982  
WO WO 95/29102 11/1995  
WO WO 97/39956 10/1997  
WO WO 2003/051726 A3 6/2003

(51) **LOC (8) Cl.** ..... **09-08**  
(52) **U.S. Cl.** ..... **D34/38**  
(58) **Field of Classification Search** ..... D34/38;  
D9/456; 108/51.1, 51.3, 52.1, 53.1, 53.3,  
108/55.3, 56.1, 57.1; 248/346.1  
See application file for complete search history.

\* cited by examiner

*Primary Examiner*—Cynthia E. Ramirez  
(74) *Attorney, Agent, or Firm*—Sheridan Ross P.C

(56) **References Cited**

(57) **CLAIM**

**U.S. PATENT DOCUMENTS**

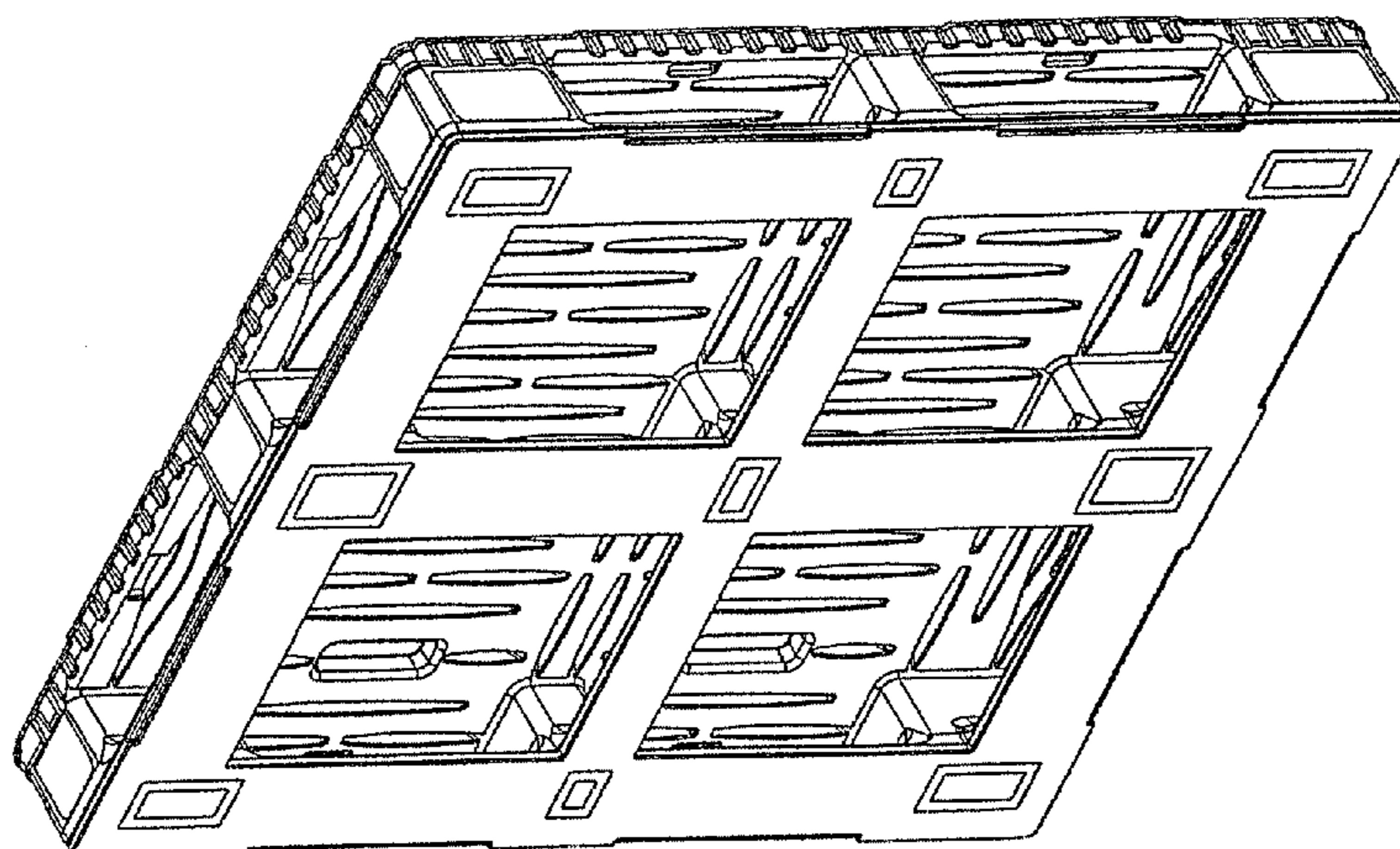
The ornamental design for a transport pallet, as shown and described.

3,269,336 A 8/1966 Naylor et al.  
3,606,844 A 9/1971 Lubker et al.  
3,610,173 A 10/1971 McIlwraith  
3,667,403 A 6/1972 Angelbeck, Jr.  
3,759,194 A 9/1973 Fujii et al.  
3,814,778 A 6/1974 Hosoda et al.  
4,051,787 A 10/1977 Nishitani et al.  
5,343,814 A 9/1994 Pigott et al.  
D357,108 S \* 4/1995 Hutchison ..... D34/38  
5,687,652 A \* 11/1997 Ruma ..... 108/57.25  
D403,830 S 1/1999 Apps et al.  
D409,814 S 5/1999 Herring  
D410,786 S 6/1999 Favaron et al.  
D411,682 S 6/1999 Edwards et al.  
D428,679 S 7/2000 Bridge  
D436,709 S \* 1/2001 Lux, Jr. .... D34/38  
6,199,487 B1 3/2001 Coddington  
D443,969 S 6/2001 Apps  
6,446,563 B1 9/2002 Ohanesian  
D476,789 S 7/2003 Apps et al.

**DESCRIPTION**

FIG. 1 is a bottom perspective view of a transport pallet showing the new design;  
FIG. 2 is a left elevation view of the invention design in FIG. 1, the right elevation view being identical thereto;  
FIG. 3 is a front elevation view of the design illustrated in FIG. 1; the rear elevation view being identical thereto;  
FIG. 4 is a top plan view of the design illustrated in FIG. 1;  
FIG. 5 is a bottom plan view of the design illustrated in FIG. 1; and,  
FIG. 6 is a top perspective view of a transport pallet showing the new design.

**1 Claim, 5 Drawing Sheets**



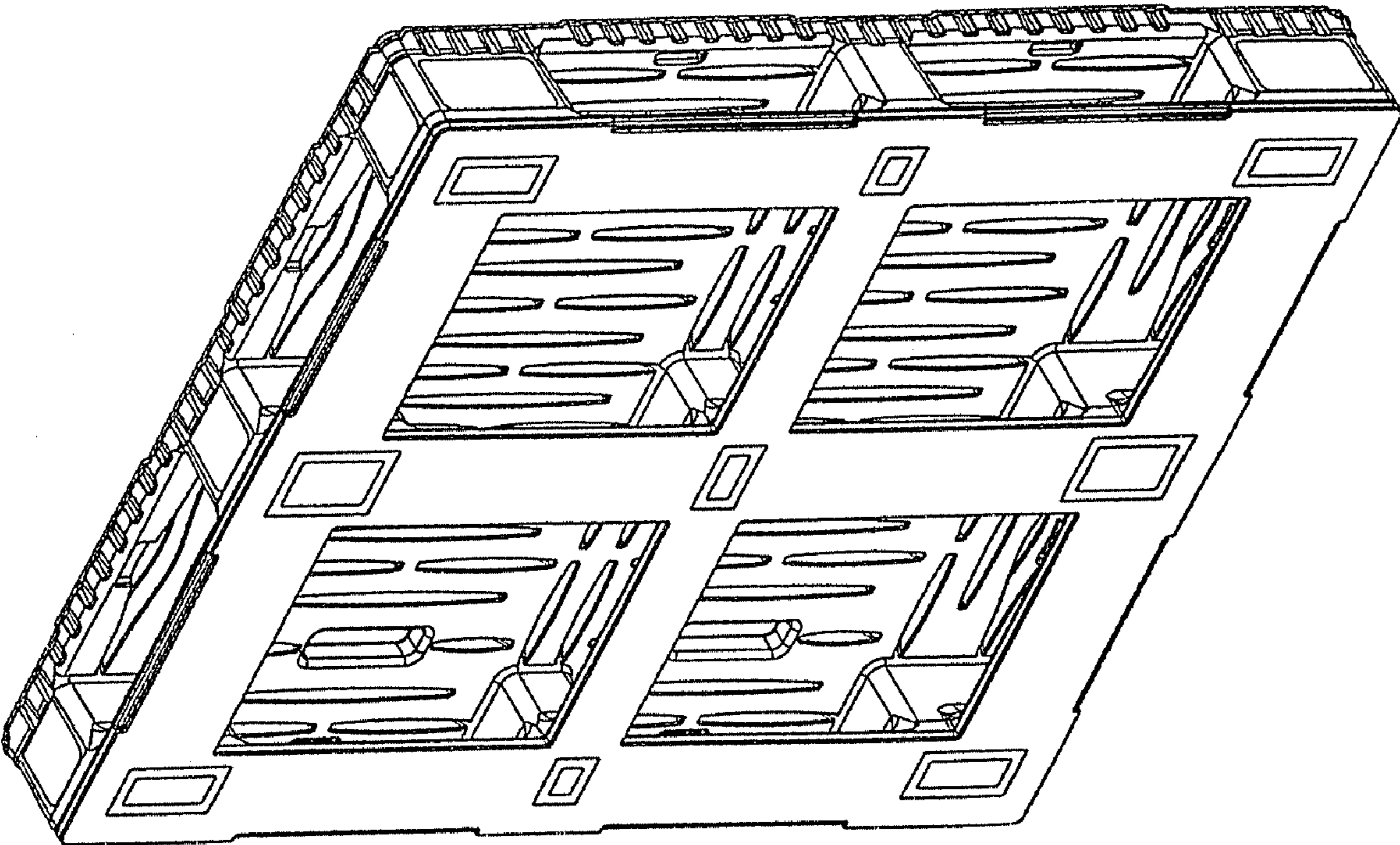


Fig. 1




Fig. 2




Fig. 3

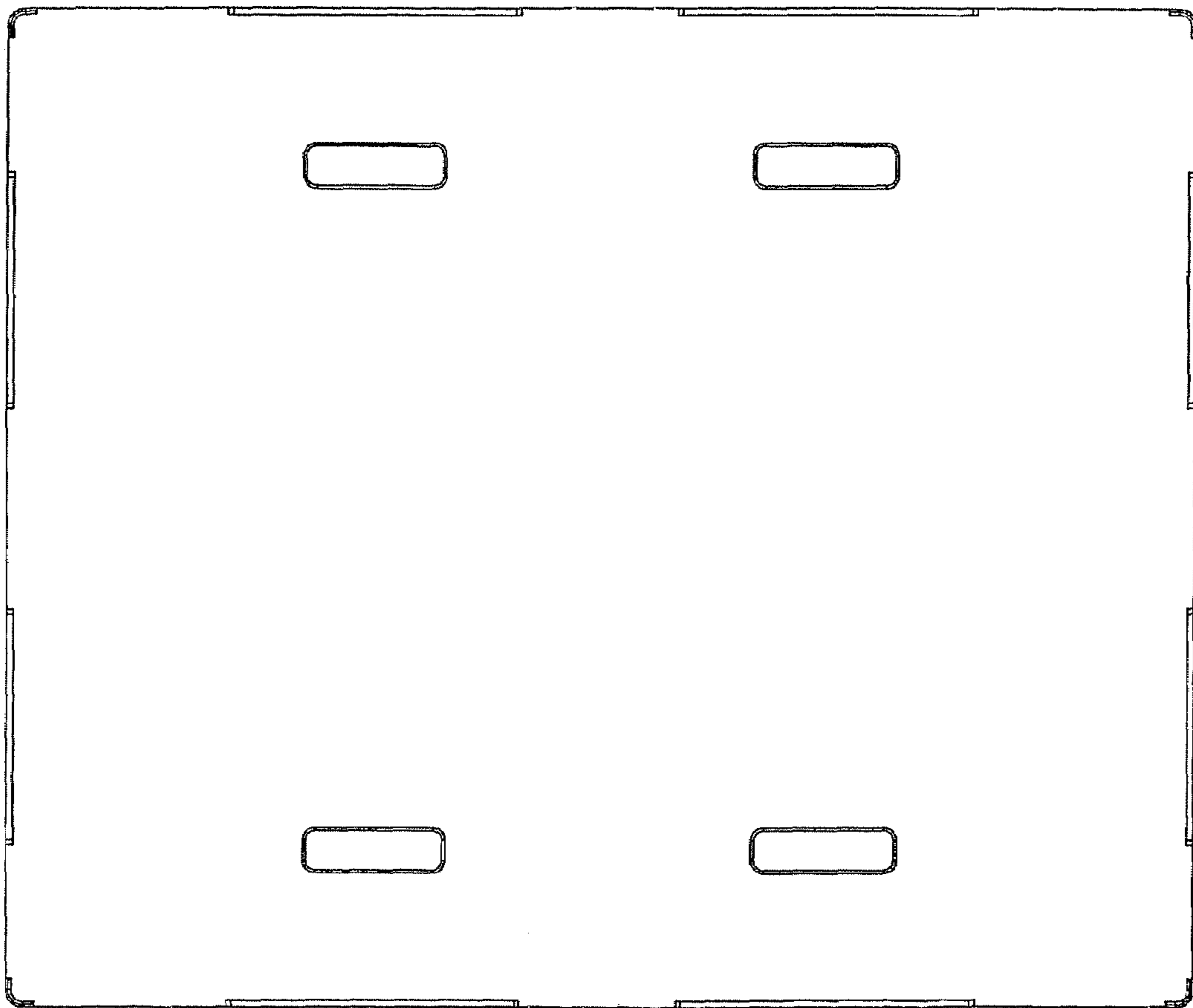


Fig. 4

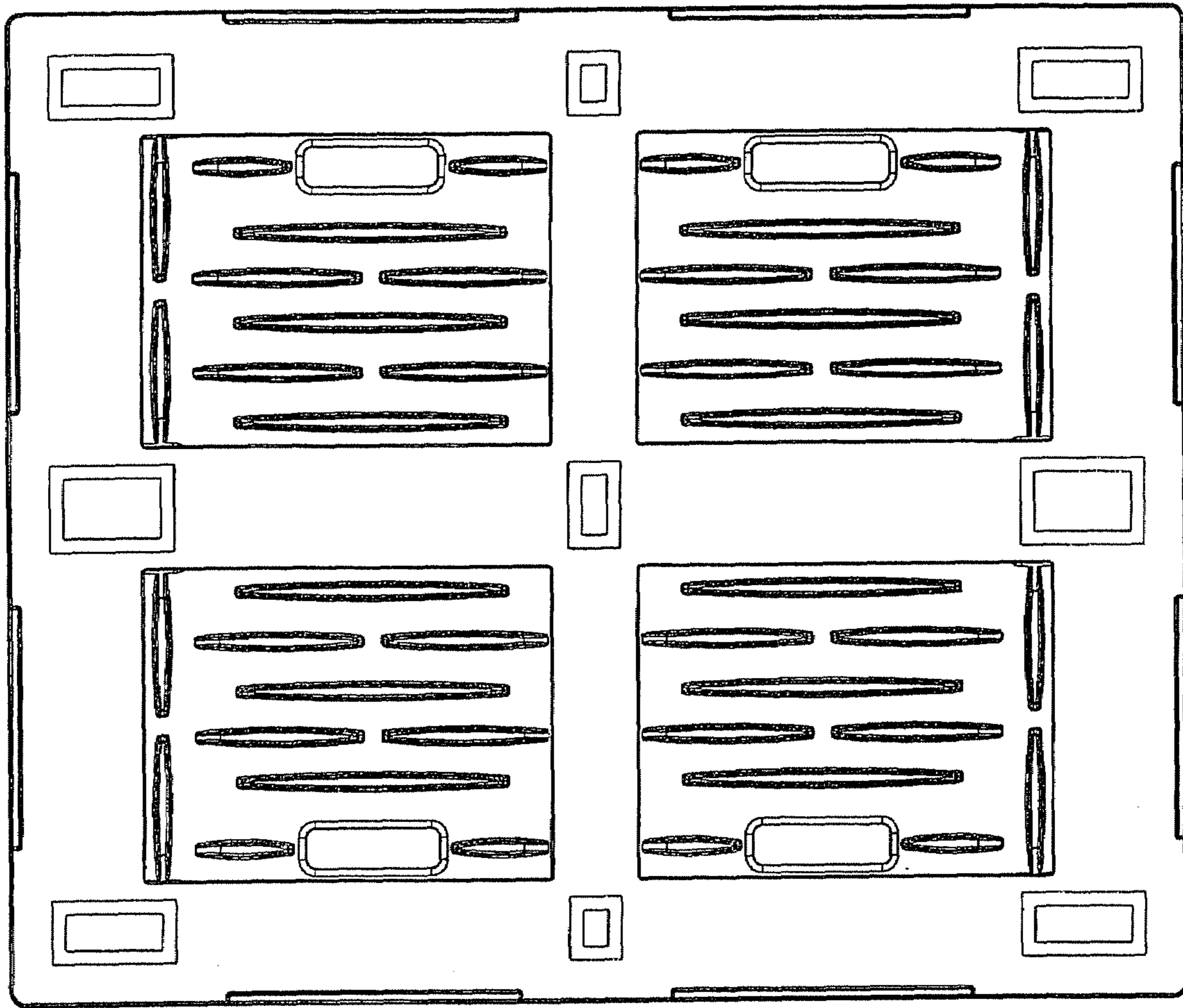


Fig. 5

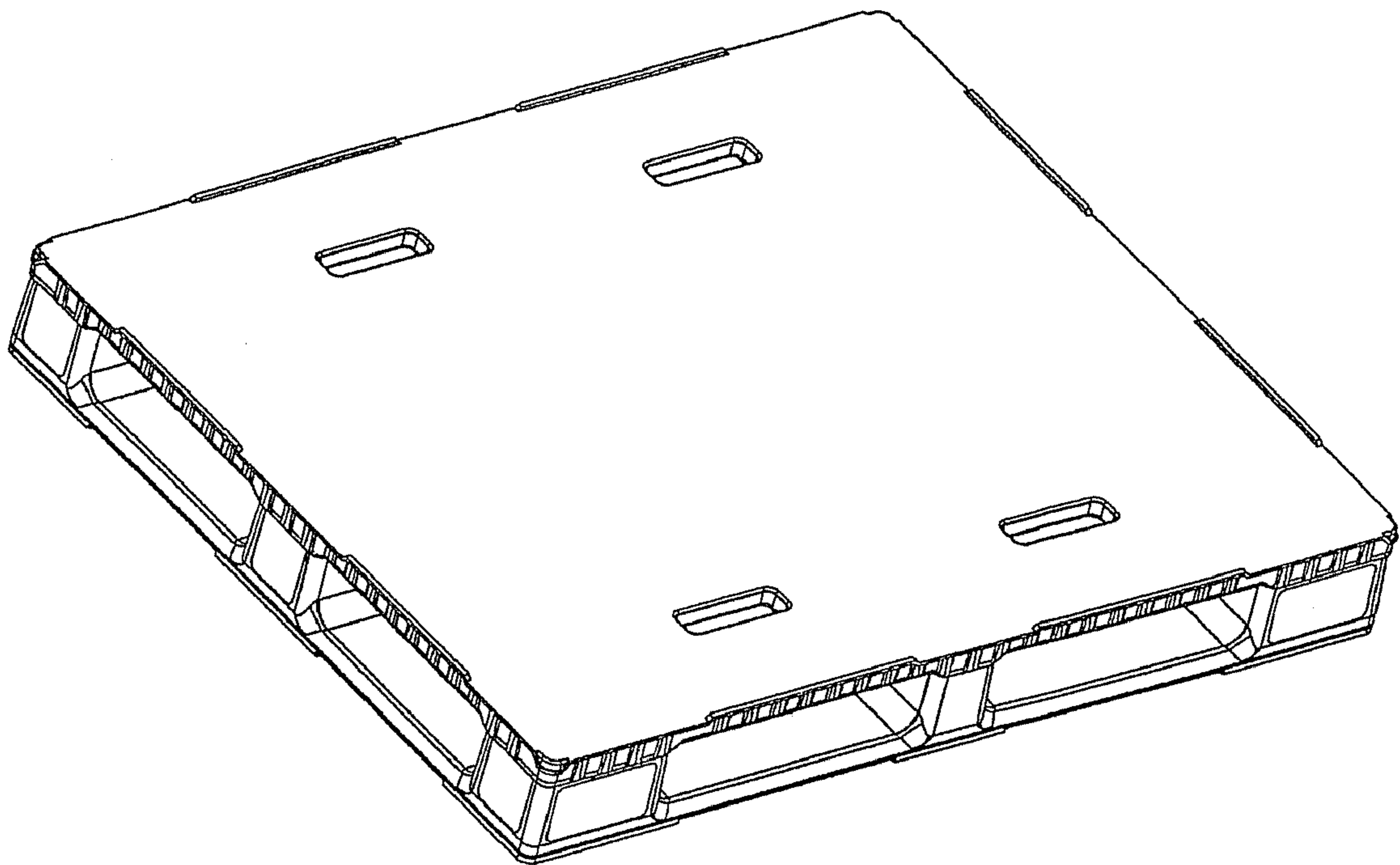


Fig. 6