



US00D544141S

(12) **United States Design Patent**  
**Elwell et al.**

(10) **Patent No.:** **US D544,141 S**

(45) **Date of Patent:** **\*\* Jun. 5, 2007**

(54) **HEAD LAMP COVER**

(75) Inventors: **James P. Elwell**, Johnston, IA (US);  
**Adam Robert Koesters**, Ames, IA (US)

(73) Assignee: **Putco, Inc.**, Story City, IA (US)

(\*\*) Term: **14 Years**

(21) Appl. No.: **29/248,405**

(22) Filed: **Aug. 15, 2006**

(51) **LOC (8) Cl.** ..... **26-99**

(52) **U.S. Cl.** ..... **D26/139**

(58) **Field of Classification Search** ..... D26/28-36,  
D26/139; 362/61, 80, 80.1, 80.2, 82, 325,  
362/376

See application file for complete search history.

(56) **References Cited**

**U.S. PATENT DOCUMENTS**

D485,934 S \* 1/2004 Tsai ..... D26/139

D499,202 S \* 11/2004 Tsai ..... D26/139

D502,923 S \* 3/2005 Thompson et al. .... D13/150

\* cited by examiner

*Primary Examiner*—Marcus A. Jackson

(74) *Attorney, Agent, or Firm*—McKee, Voorhees & Sease, P.L.C.

(57) **CLAIM**

The ornamental design for a head lamp cover, as shown and described.

**DESCRIPTION**

FIG. 1 is a perspective view of the present invention.

FIG. 2 is a front elevational view thereof.

FIG. 3 is a rear elevational view thereof.


FIG. 4 is a top plan view thereof.


FIG. 5 is a bottom plan view thereof.

FIG. 6 is an end elevational view as viewed from the right of FIG. 2; and,

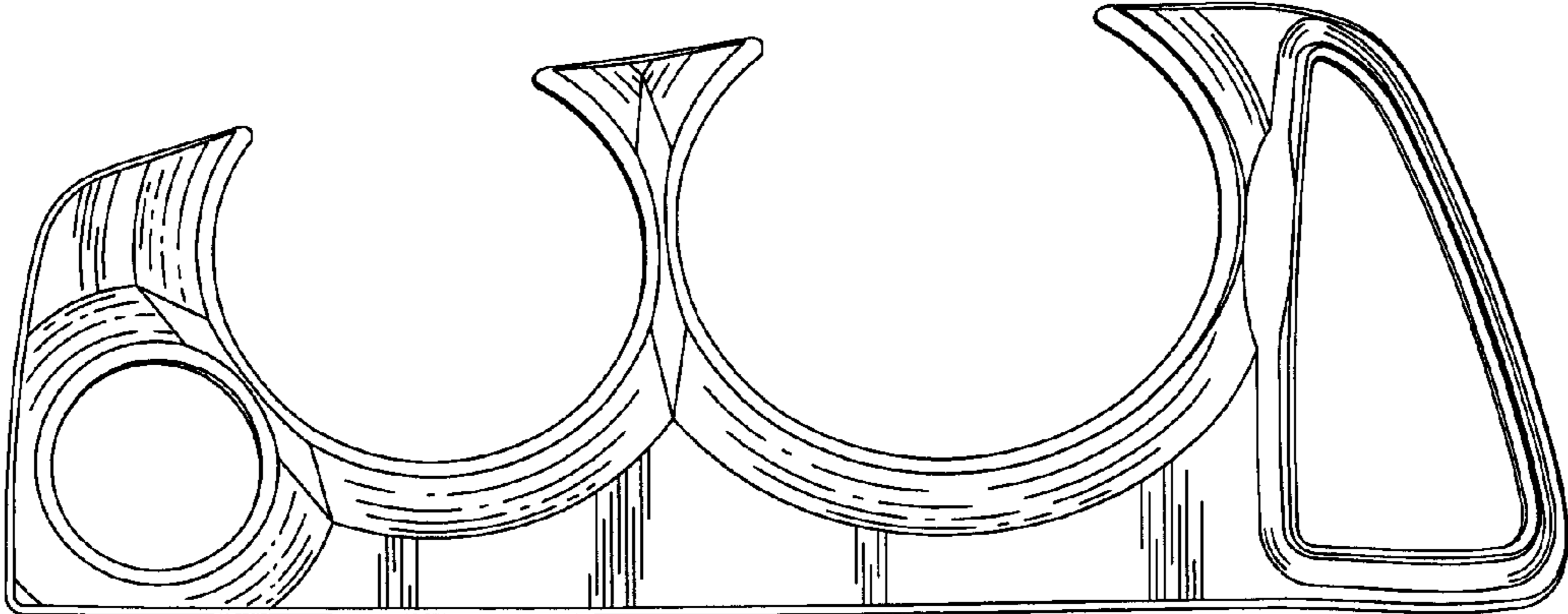
FIG. 7 is an end elevational view as viewed from the left of FIG. 2.

**1 Claim, 2 Drawing Sheets**

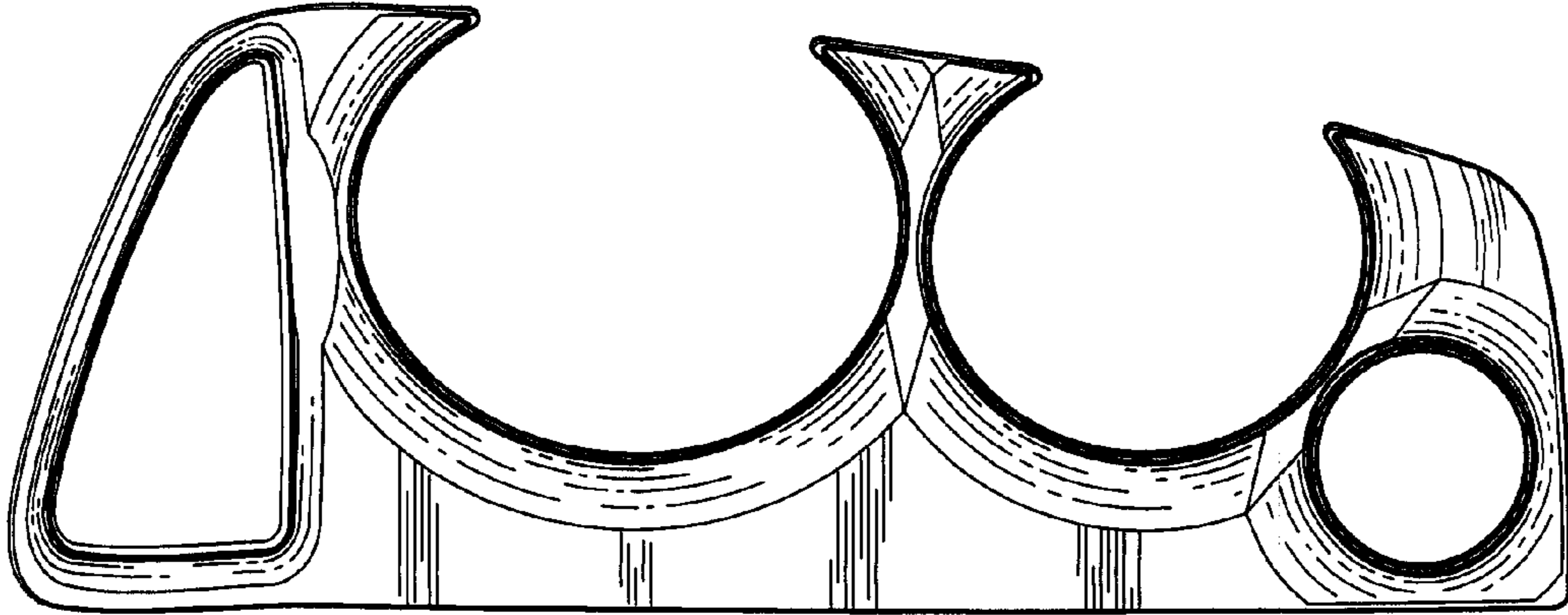




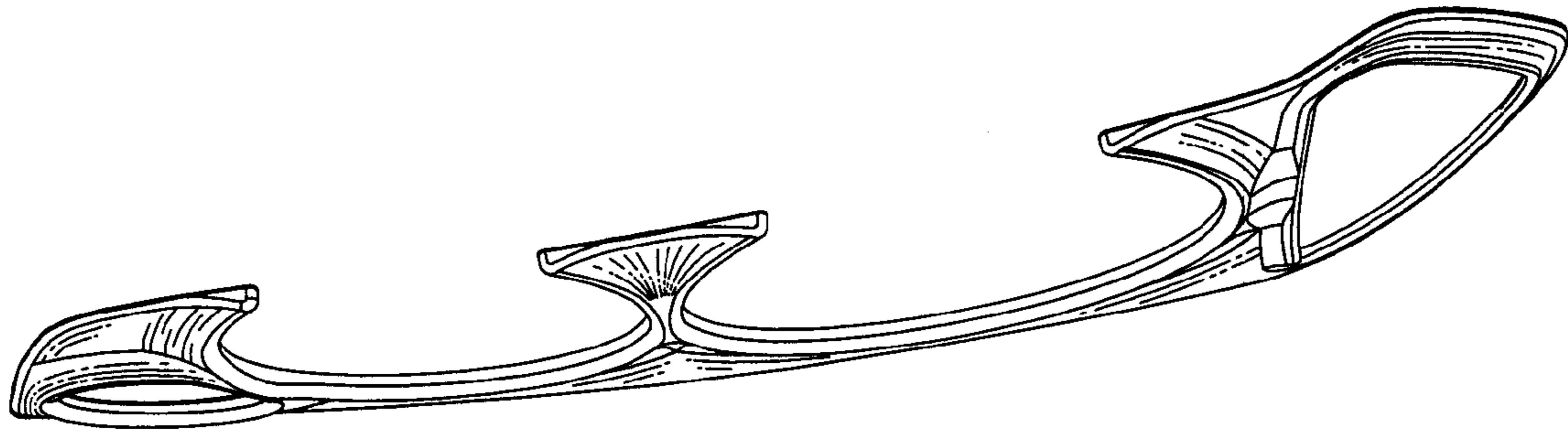
*Fig. 1*




*Fig. 2*




*Fig. 3*




*Fig. 4*



*Fig. 5*



*Fig. 6*



*Fig. 7*