



US00D544132S

(12) **United States Design Patent**
Curtin

(10) **Patent No.:** **US D544,132 S**

(45) **Date of Patent:** **** Jun. 5, 2007**

(54) **LIGHTING FIXTURE**

D491,261 S * 6/2004 Curtin D23/411
D493,567 S * 7/2004 Girard D26/131

(75) Inventor: **Brett Curtin**, Phoenix, AZ (US)

* cited by examiner

(73) Assignee: **Craftmade International, Inc.**,
Coppell, TX (US)

Primary Examiner—Clare E Heflin

(74) *Attorney, Agent, or Firm*—Haynes and Boone, LLP

(**) Term: **14 Years**

(57) **CLAIM**

(21) Appl. No.: **29/230,566**

The ornamental design for a lighting fixture, as shown and described.

(22) Filed: **May 24, 2005**

(51) **LOC (8) Cl.** **26-03**

(52) **U.S. Cl.** **D26/89; D26/59; D26/131**

(58) **Field of Classification Search** D26/59,
D26/72, 84, 85, 88, 89, 128, 130–136; D23/377,
D23/379, 411; 416/5; 362/96, 147, 312,
362/404–408

See application file for complete search history.

DESCRIPTION

FIG. 1 is a perspective view of the lighting fixture showing my new design;

FIG. 2 is a front elevational view thereof;

FIG. 3 is a right side elevational view thereof, the left side elevational view being a mirror image;

FIG. 4 is a rear elevational view thereof;

FIG. 5 is a top plan view thereof; and,

FIG. 6 is a bottom plan view thereof.




Any broken line illustration of environmental structure in the drawings is not part of the design sought to be patented.

(56) **References Cited**

U.S. PATENT DOCUMENTS

D79,229 S * 8/1929 Foster D26/88
D79,375 S * 9/1929 Lazerson D26/88
D86,461 S * 3/1932 Lamberth D26/88
D427,366 S * 6/2000 Chen D26/134

1 Claim, 4 Drawing Sheets






Fig. 1




Fig. 2

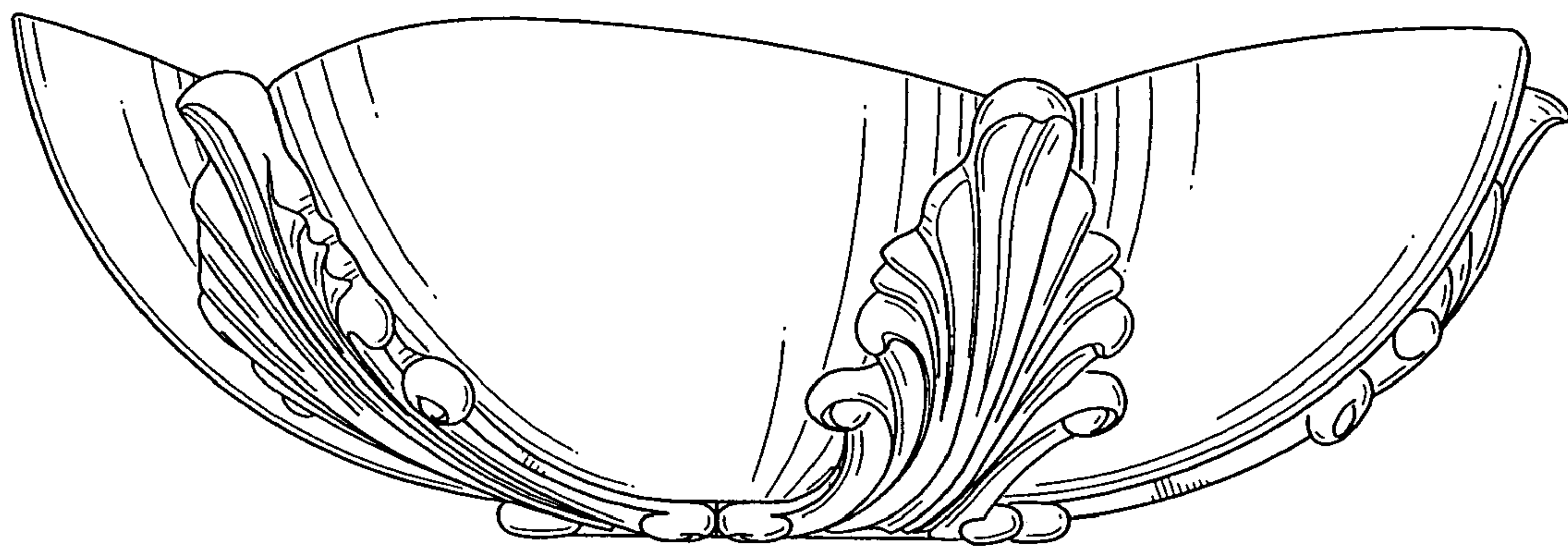


Fig. 3

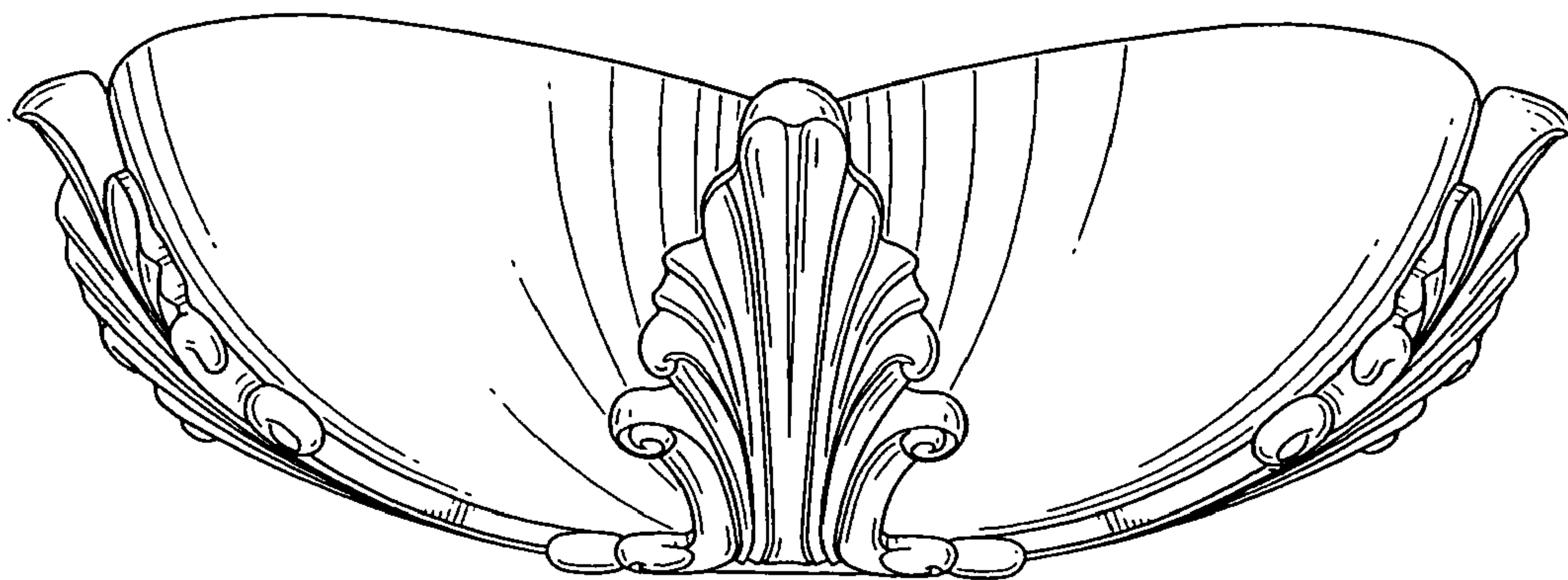


Fig. 4

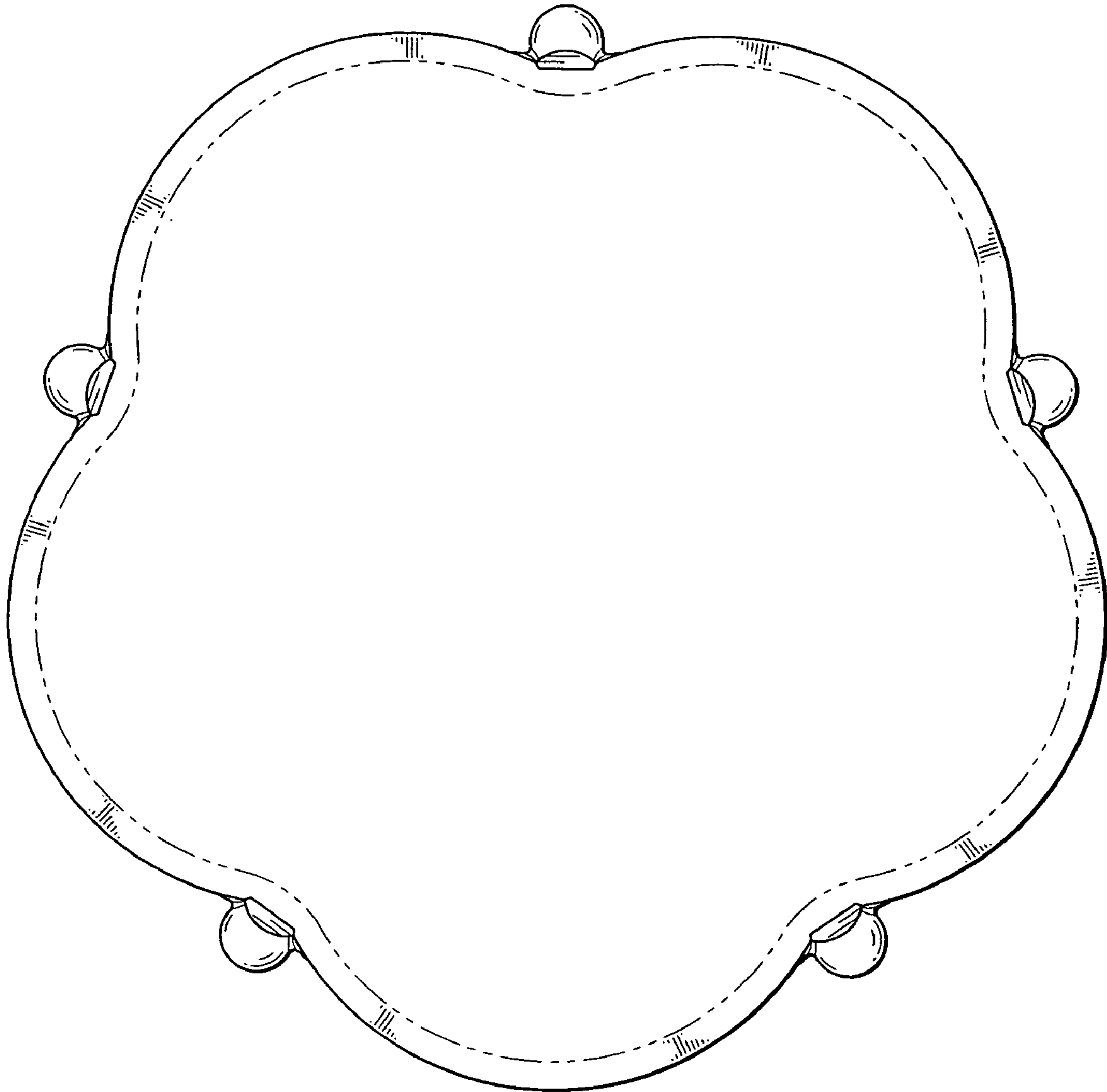


Fig. 5




Fig. 6