

US00D544116S

(12) **United States Design Patent**  
**Wai**

(10) **Patent No.:** **US D544,116 S**

(45) **Date of Patent:** **\*\* Jun. 5, 2007**

(54) **FLASHLIGHT**

(75) Inventor: **Ho Hiu Wai**, Kowloon (HK)

(73) Assignee: **Eric Beare Associates Ltd.**, Kowloon (HK)

(\*\*) Term: **14 Years**

(21) Appl. No.: **29/248,173**

(22) Filed: **Aug. 1, 2006**

(51) **LOC (8) Cl.** ..... **26-02**

(52) **U.S. Cl.** ..... **D26/37**

(58) **Field of Classification Search** ..... D26/37-50;  
362/157, 158, 171-174, 183-208

See application file for complete search history.

(56) **References Cited**

**U.S. PATENT DOCUMENTS**

|              |        |                |       |        |
|--------------|--------|----------------|-------|--------|
| D468,464 S * | 1/2003 | Galli          | ..... | D26/37 |
| D501,054 S * | 1/2005 | Galli          | ..... | D26/37 |
| D504,529 S * | 4/2005 | Vickers et al. | ..... | D26/37 |
| D526,730 S * | 8/2006 | Galli          | ..... | D26/37 |

\* cited by examiner

*Primary Examiner*—Marcus A. Jackson

(74) *Attorney, Agent, or Firm*—Perkins Coie LLP

(57) **CLAIM**

The ornamental design for a flashlight, as shown and described.

**DESCRIPTION**

FIG. 1 is a front and top perspective view.

FIG. 2 is a back and top view.

FIG. 3 is a back and right side view.

FIG. 4 is a back and bottom view.

FIG. 5 is a right side view.

FIG. 6 is a top view.


FIG. 7 is a left side view.

FIG. 8 is a bottom view.

FIG. 9 is a back view; and,

FIG. 10 is a front view.

**1 Claim, 3 Drawing Sheets**






FIG. 1




FIG. 2




FIG. 3




FIG. 4

FIG. 5

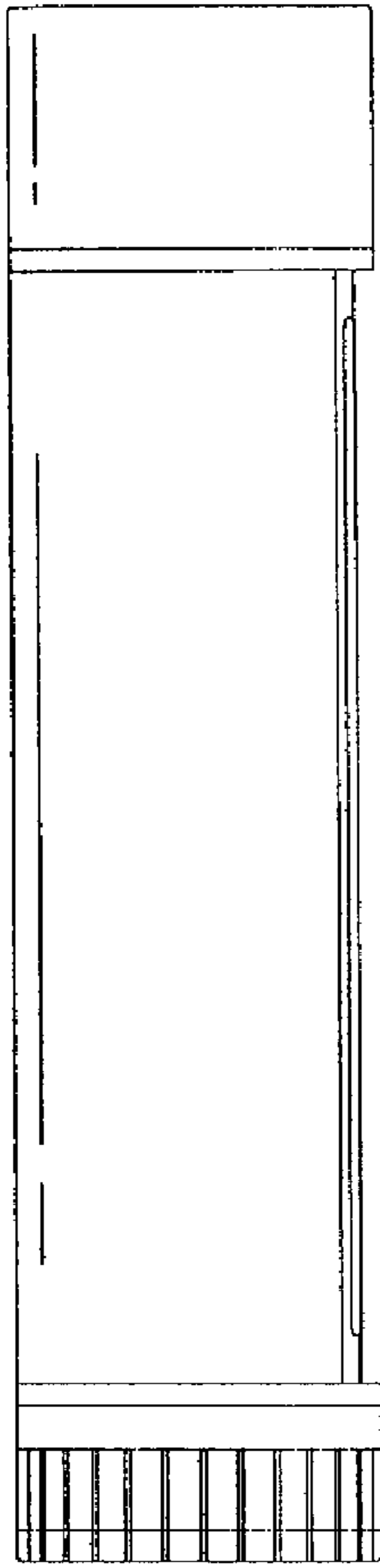


FIG. 6




FIG. 7

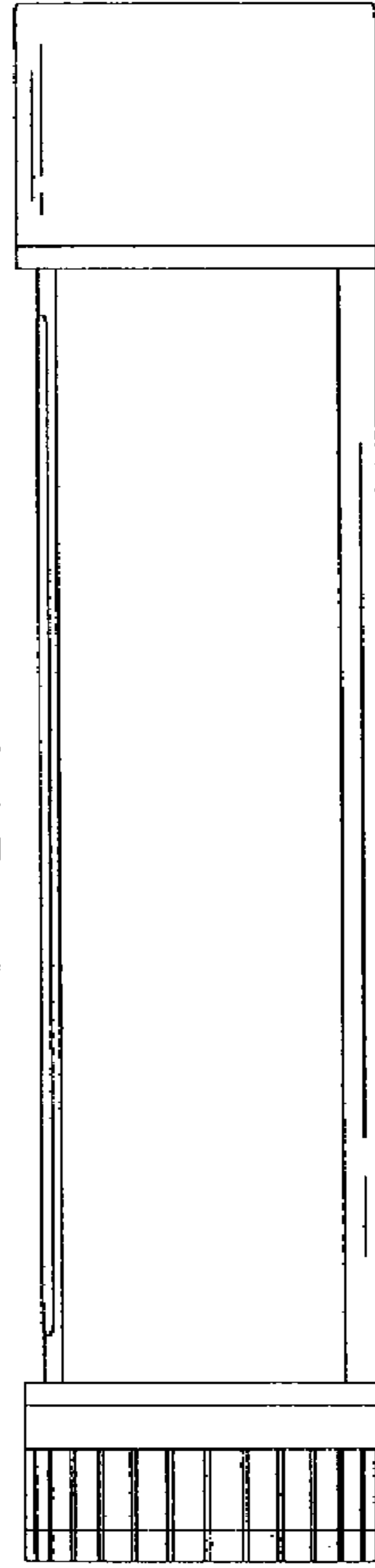


FIG. 8

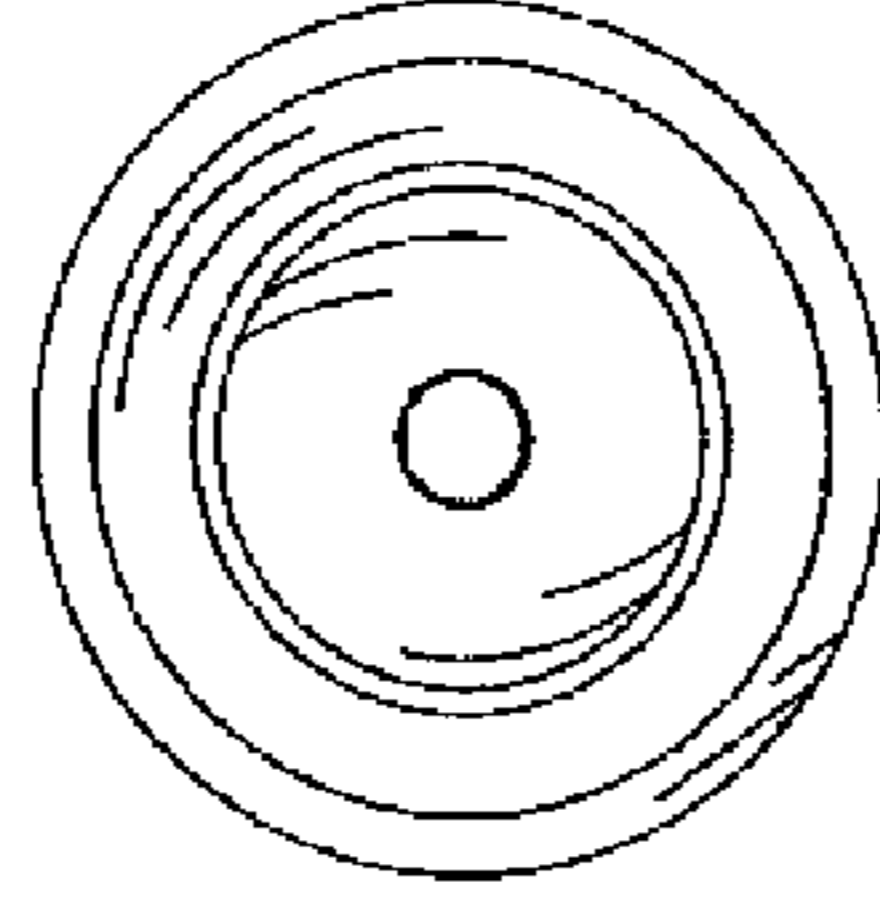



FIG. 10




FIG. 9