



US00D544101S

(12) **United States Design Patent**
Kistner

(10) **Patent No.:** **US D544,101 S**

(45) **Date of Patent:** **** Jun. 5, 2007**

(54) **HEEL AND ANKLE PROTECTOR CUP**

6,517,505 B1 * 2/2003 Veldman 602/27

(76) Inventor: **David Kistner**, 4028 Mohegan Ave.,
Huber Heights, OH (US) 45424

* cited by examiner

(**) Term: **14 Years**

Primary Examiner—Louis S. Zarfes

Assistant Examiner—Susan E Krakower

(21) Appl. No.: **29/224,677**

(74) *Attorney, Agent, or Firm*—Jacox, Meckstroth &
Jenkins

(22) Filed: **Mar. 7, 2005**

(57) **CLAIM**

(51) **LOC (8) Cl.** **24-01**

The ornamental design for heel and ankle protector cup, as
shown and described.

(52) **U.S. Cl.** **D24/192**

(58) **Field of Classification Search** D24/190–192,
D24/64; 602/16, 22–3, 26–9, 65, 5–6, 60–4;
128/80, 87, 88, 153, 583; 36/44, 68, 69,
36/115–7, 140; D2/961

DESCRIPTION

See application file for complete search history.

FIG. 1 is a perspective view of a heel and ankle protector cup
and showing my new design;

FIG. 2 is a side view thereof, the opposite side view being
a minor image;

(56) **References Cited**

U.S. PATENT DOCUMENTS

| | | | | | |
|-----------|-----|---------|----------------|-------|---------|
| 1,585,938 | A * | 5/1926 | Pease | | 602/65 |
| 3,333,353 | A * | 8/1967 | Garcia | | 36/68 |
| D225,472 | S * | 12/1972 | Lowrey et al. | | D24/192 |
| D239,058 | S * | 3/1976 | Gaylord, Jr. | | D24/192 |
| D268,365 | S * | 3/1983 | Malkin | | D24/192 |
| 4,998,537 | A * | 3/1991 | Rau | | 602/27 |
| D328,967 | S * | 9/1992 | Brown | | D2/961 |
| D402,036 | S * | 12/1998 | Parsley et al. | | D24/192 |

FIG. 3 is a front view thereof;

FIG. 4 is a rear view thereof;

FIG. 5 is a top view thereof; and,

FIG. 6 is a bottom view thereof.

The broken lines in FIG. 2 showing a foot are for illustrative
purposes only and form no part of the claimed design.

1 Claim, 1 Drawing Sheet

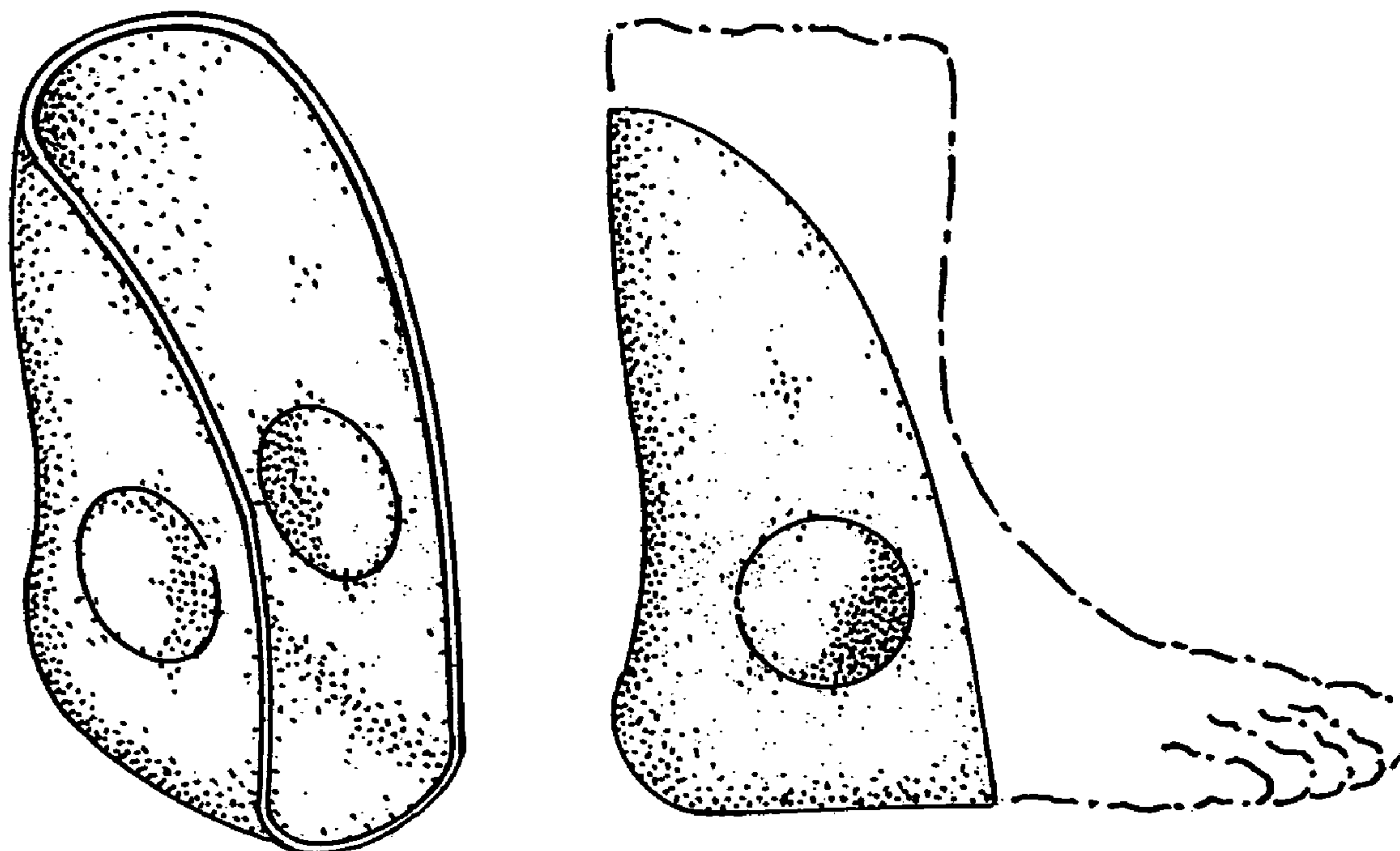


FIG-1

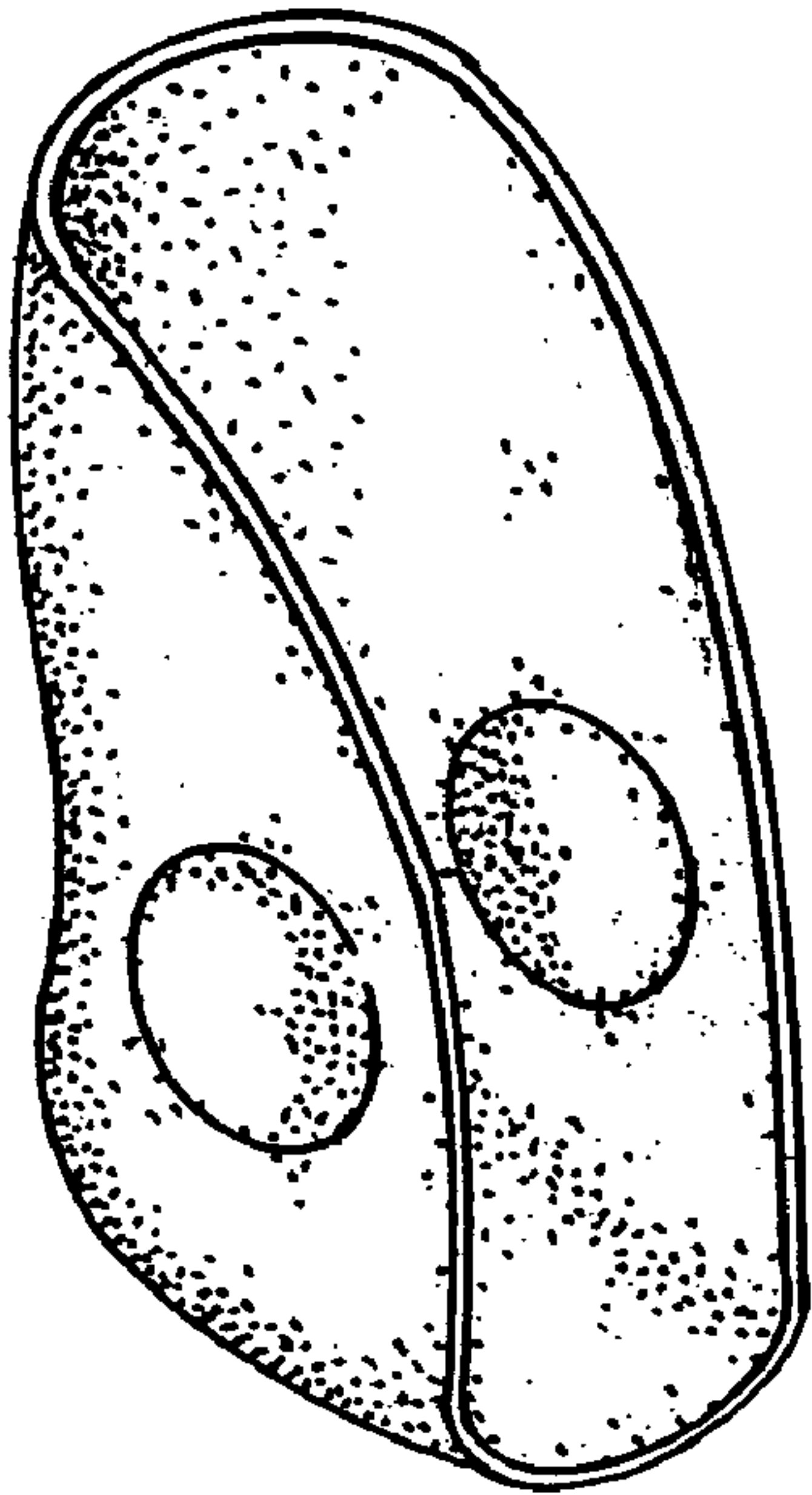


FIG-2

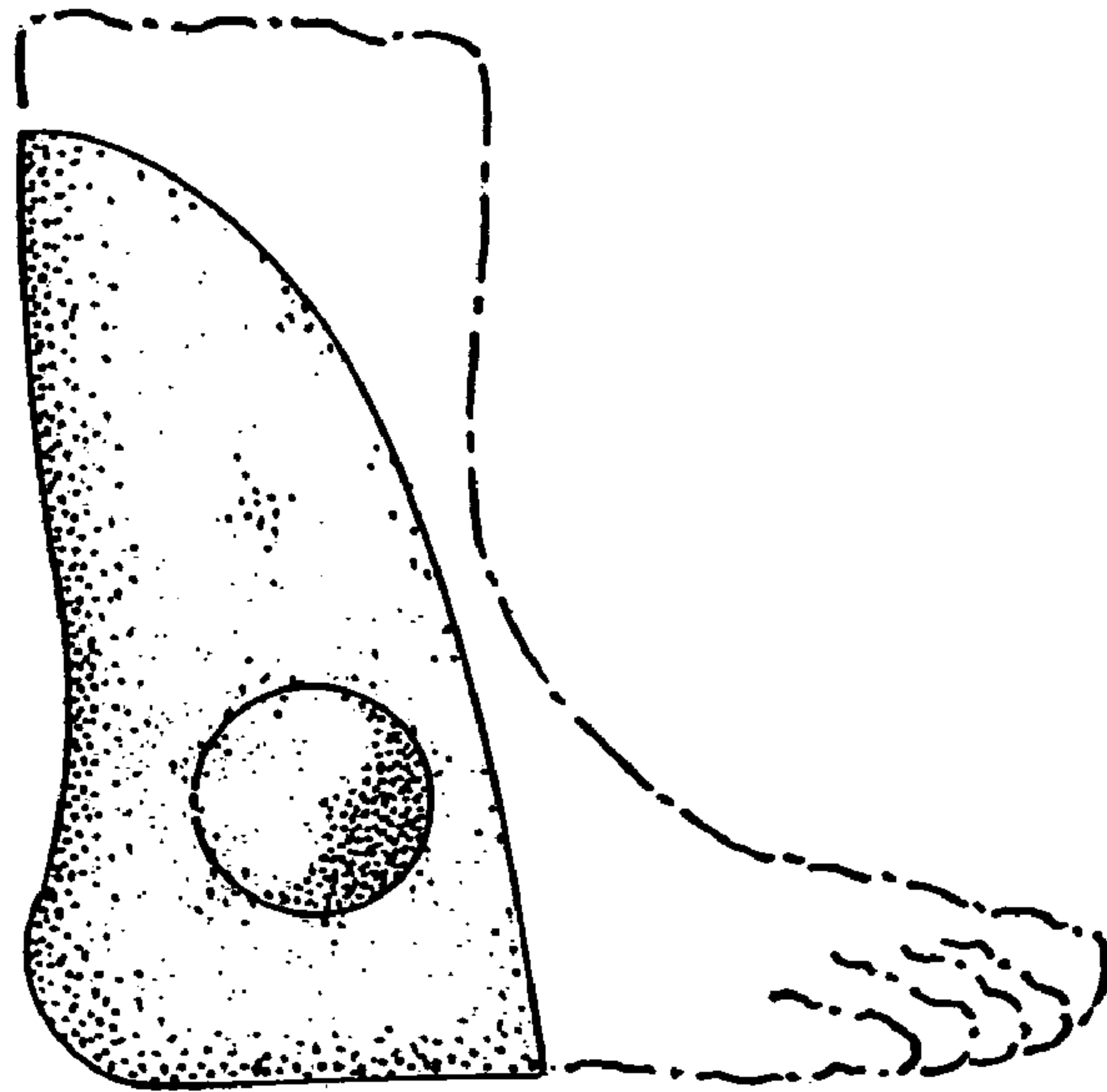


FIG-3

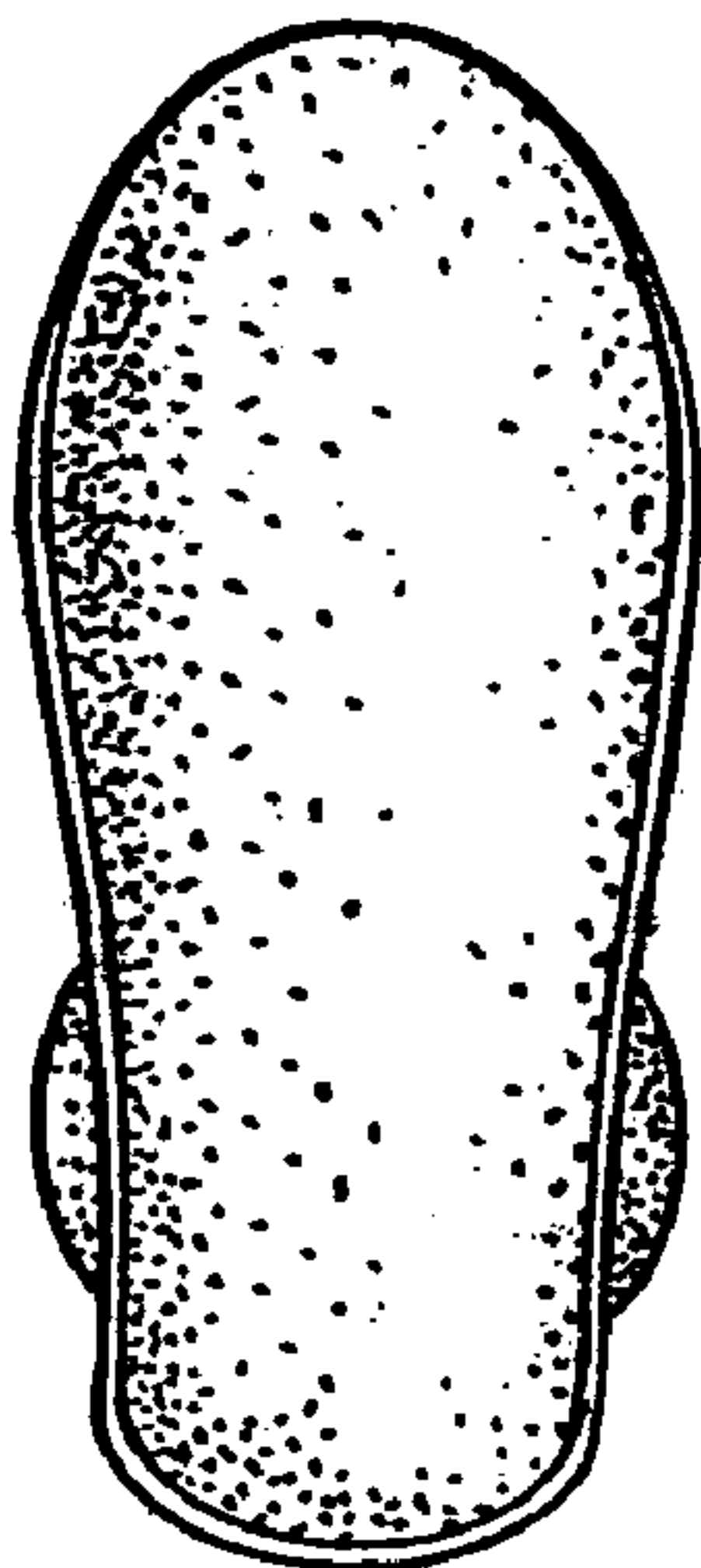


FIG-4




FIG-5

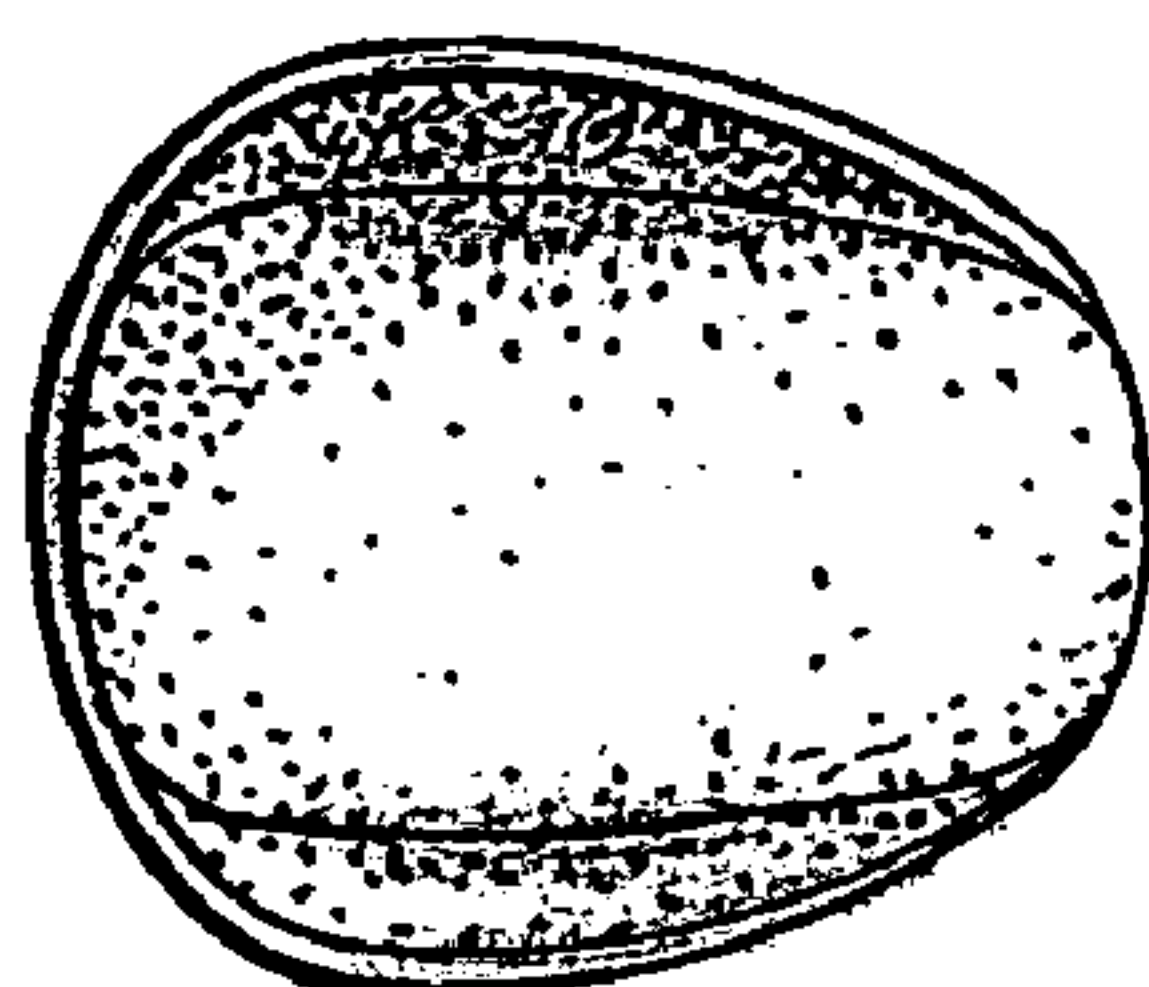


FIG-6

