



US00D544092S

(12) **United States Design Patent**
Lewis

(10) **Patent No.:** **US D544,092 S**

(45) **Date of Patent:** **** Jun. 5, 2007**

(54) **WEARABLE NEGATIVE PRESSURE WOUND CARE APPLIANCE**

(75) Inventor: **Randall Clark Lewis**, Simi Valley, CA (US)

(73) Assignee: **KCI Licensing, Inc.**, San Antonio, TX (US)

(**) Term: **14 Years**

(21) Appl. No.: **29/218,609**

(22) Filed: **Dec. 3, 2004**

(51) **LOC (8) Cl.** **24-01**

(52) **U.S. Cl.** **D24/108; D24/111**

(58) **Field of Classification Search** D24/108, D24/133, 145, 146, 147, 186, 169; 604/313, 604/317, 327, 543, 540; 601/6, 7, 11
See application file for complete search history.

(56) **References Cited**

U.S. PATENT DOCUMENTS

4,250,882 A * 2/1981 Adair 604/355
D434,150 S * 11/2000 Tumey et al. D24/169
6,142,982 A * 11/2000 Hunt et al. 604/313
6,248,084 B1 * 6/2001 Augustine et al. 602/2

6,283,931 B1 * 9/2001 Augustine 602/2
6,293,917 B1 * 9/2001 Augustine et al. 602/2
6,352,525 B1 * 3/2002 Wakabayashi 604/322
6,755,807 B2 * 6/2004 Risk et al. 604/319
D526,719 S * 8/2006 Richie et al. D24/186
2001/0029956 A1 * 10/2001 Argenta et al. 602/42
2004/0167482 A1 * 8/2004 Watson 604/317

* cited by examiner

Primary Examiner—Ian Simmons
Assistant Examiner—Wan Laymon

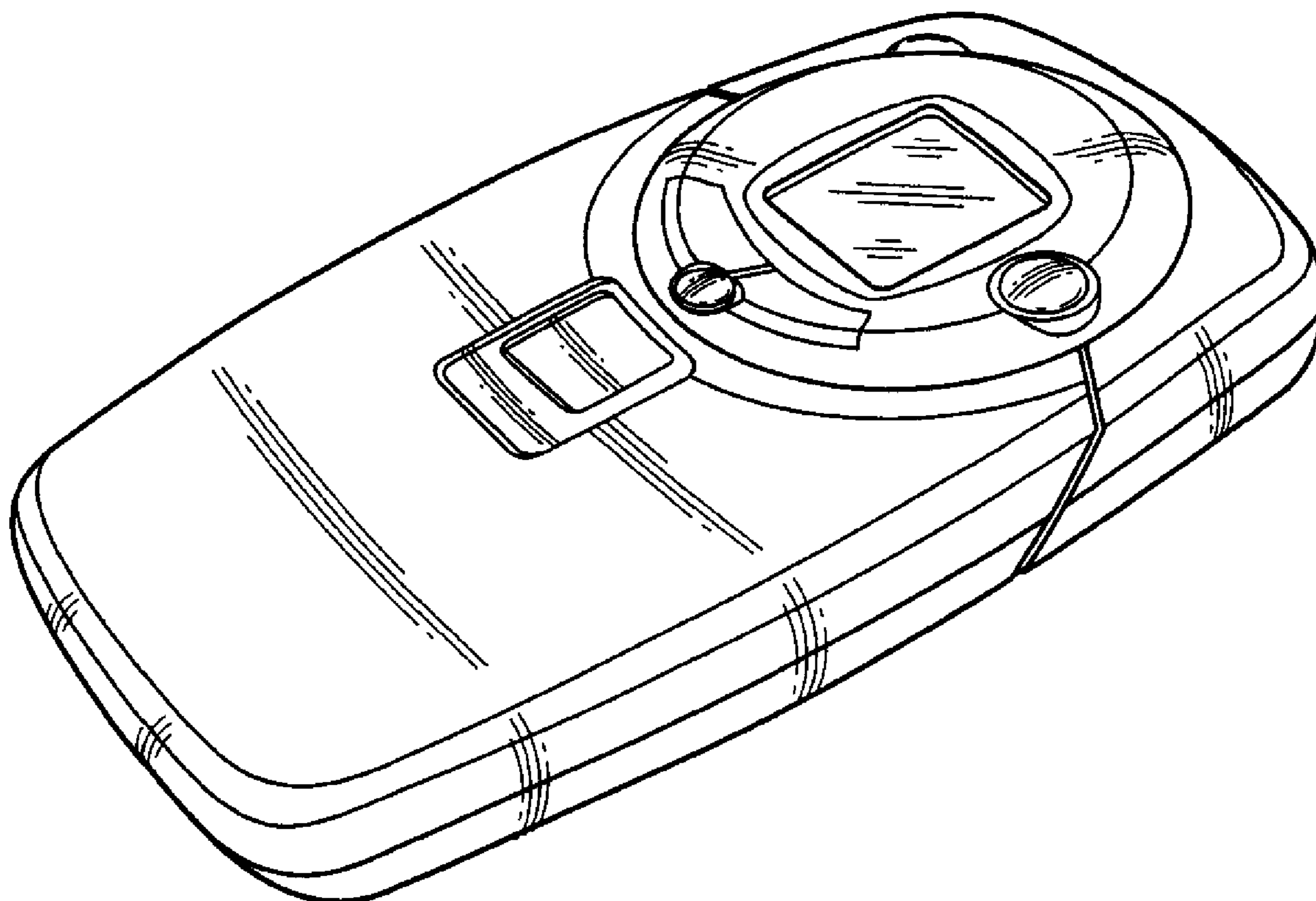
(57) **CLAIM**

The ornamental design for a wearable negative pressure wound care appliance, as shown and described.

DESCRIPTION

FIG. 1 is a perspective view of a wearable negative pressure wound care appliance showing my new design;
FIG. 2 is a front elevational view thereof;
FIG. 3 is a right side elevational view thereof;
FIG. 4 is a back elevational view thereof;
FIG. 5 is a left side elevational view thereof; and,
FIG. 6 is a top plan view thereof.

1 Claim, 2 Drawing Sheets



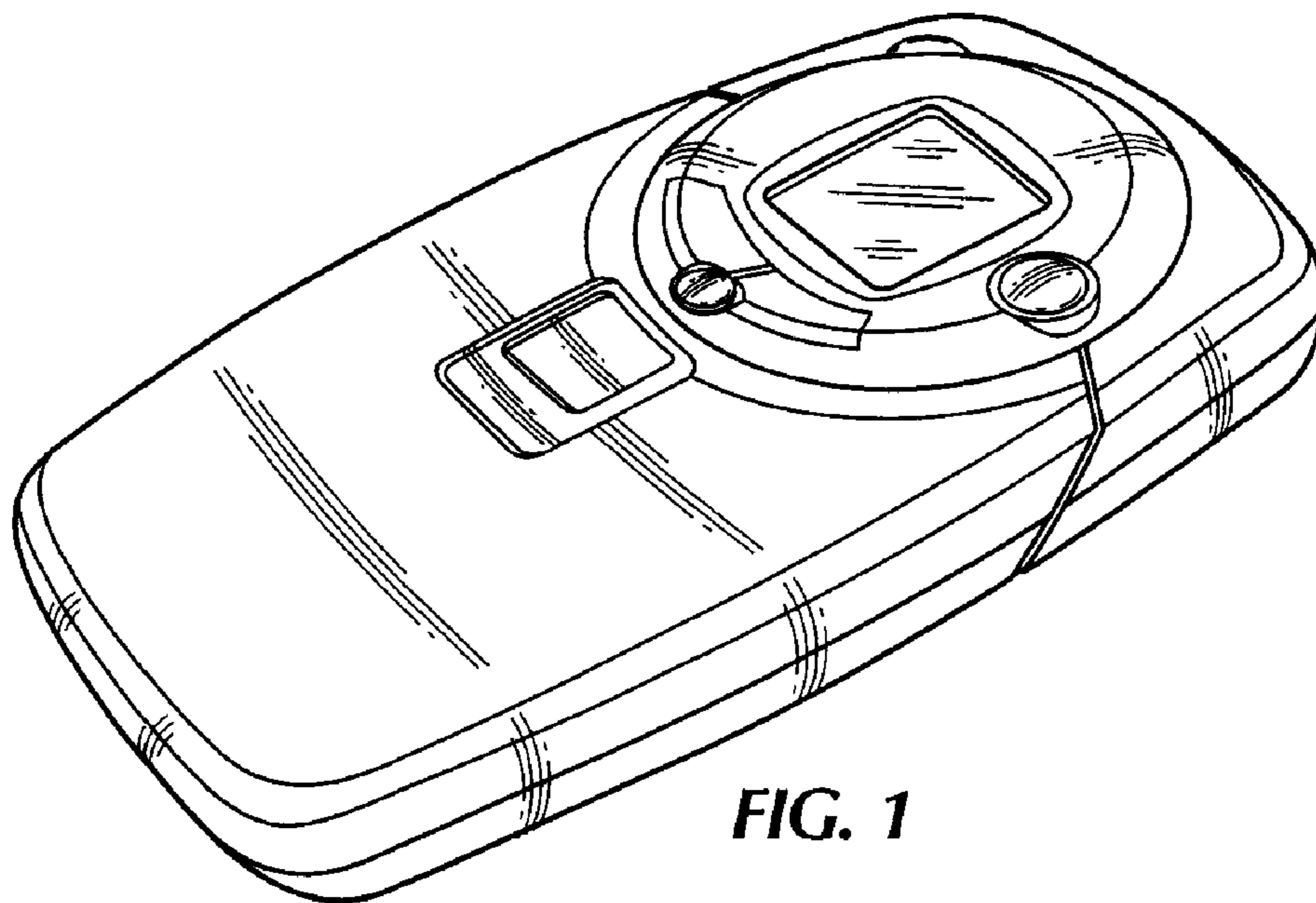


FIG. 1

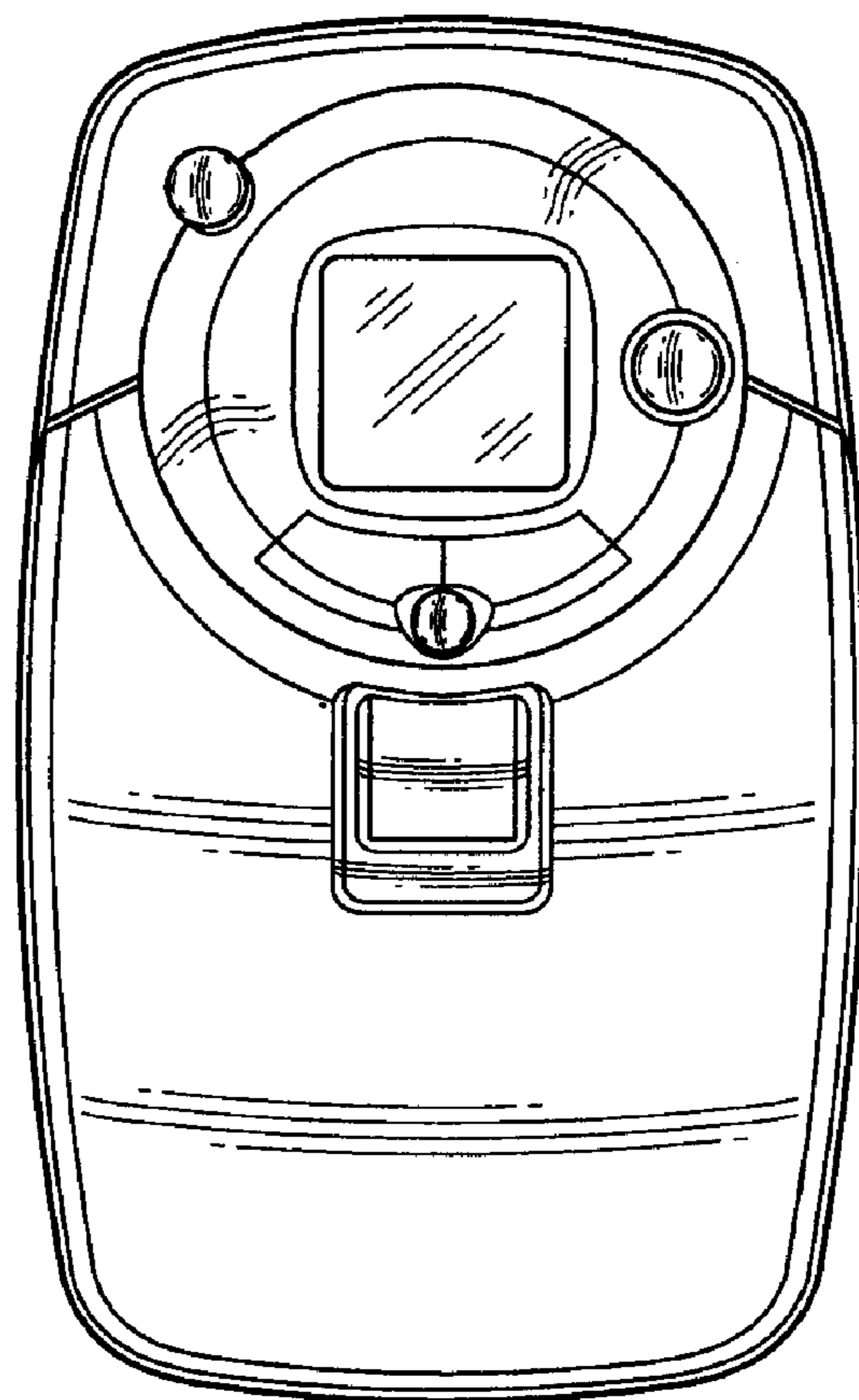


FIG. 2

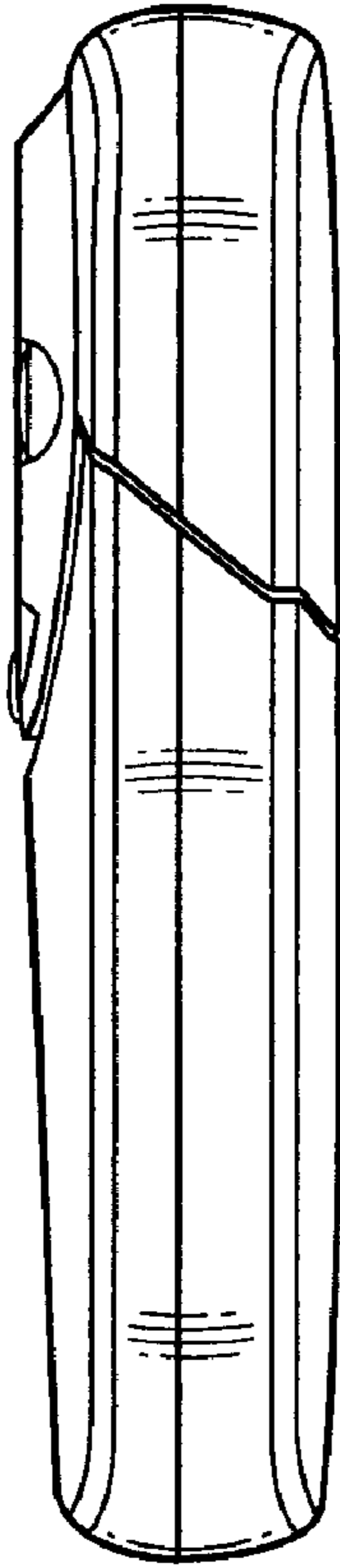


FIG. 3

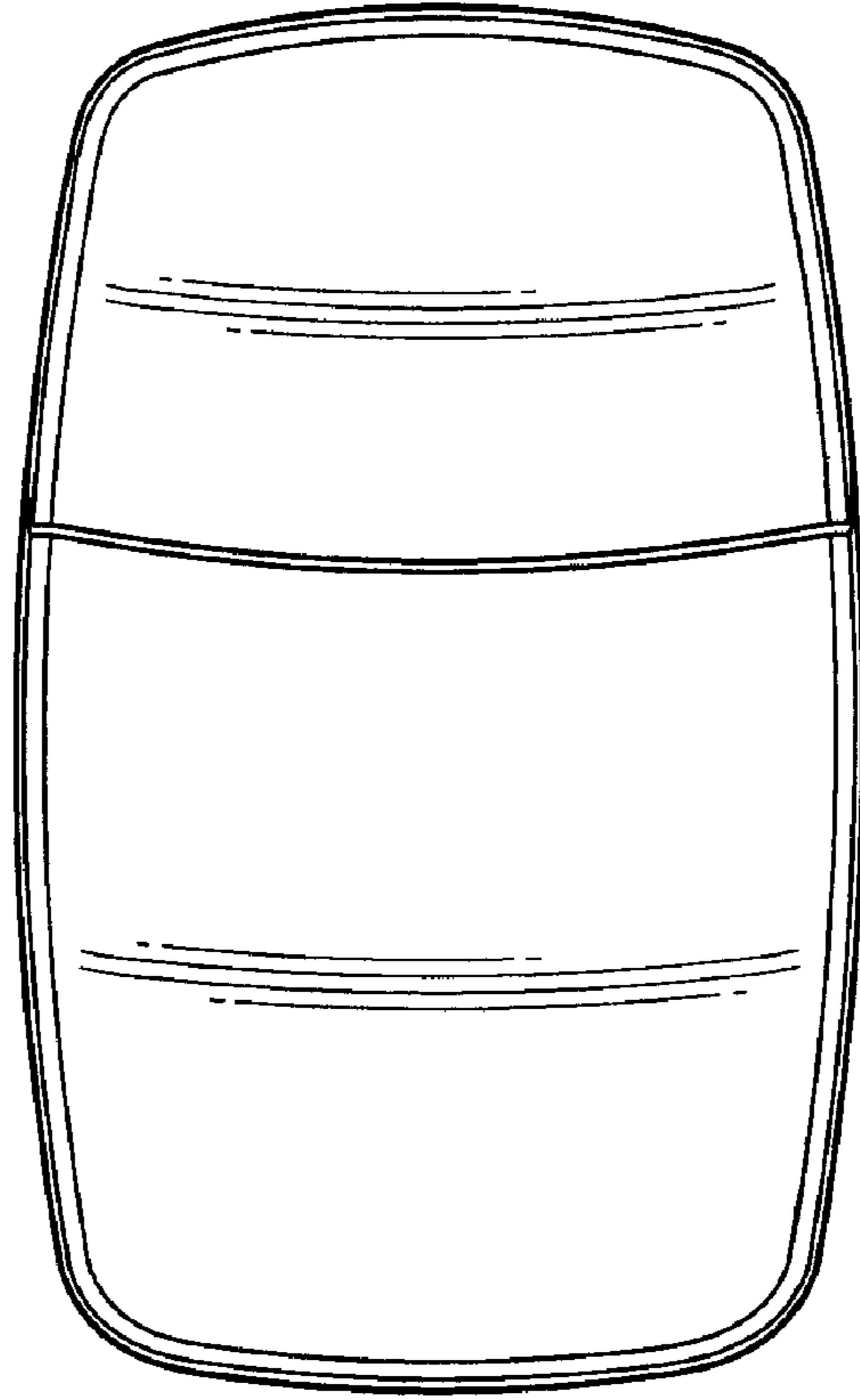


FIG. 4

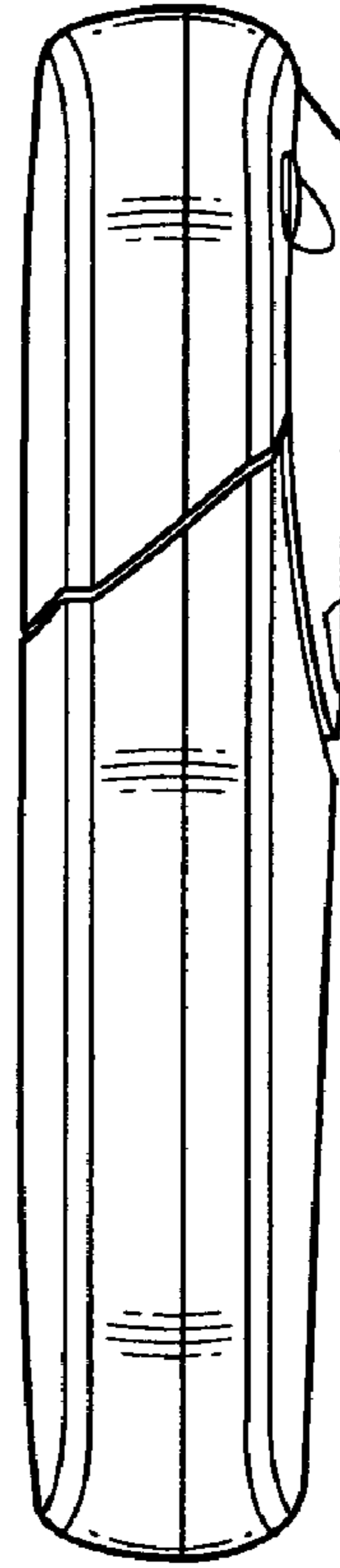


FIG. 5




FIG. 6