

US00D544084S

(12) **United States Design Patent** (10) **Patent No.:** **US D544,084 S**
Michaels et al. (45) **Date of Patent:** **** Jun. 5, 2007**

(54) **DIFFUSER DISPOSED IN A DECORATIVE CONTAINER**

D454,190 S 3/2002 Trocola
6,419,122 B1 * 7/2002 Chown 222/162
D509,893 S 9/2005 Sevy
D520,129 S * 5/2006 Sevy D23/367

(75) Inventors: **Kenneth W. Michaels**, Spring Grove, IL (US); **John A. Miller**, Sun Prairie, WI (US); **Evan A. Sparks**, Madison, WI (US)

OTHER PUBLICATIONS

Web Page <http://www.nam.lighting.philips.com/us/led/> dated Oct. 21, 2005 (1 page).

Web Page http://www.nam.lighting.philips.com/us/led/features_specs.php?mode=1 dated Oct. 21, 2005 (2 pages).

Web Page http://www.nam.lighting.philips.com/us/led/features_specs.php?mode=2 dated Oct. 21, 2005 (2 pages).

Web Page <http://www.amazon.com/exec/obidos/tg/detail/-/B0009-WRJ58/103-3573233-1695062?v=glance&s=home-...> dated Oct. 21, 2005 (3 pages).

Web Page <http://www.amazon.com/exec/obidos/tg/detail/-/B0009-WRJ58/103-3573233-1695062?v=glance&s=home-...> dated Oct. 21, 2005 (3 pages).

(73) Assignee: **S.C. Johnson & Son, Inc.**, Racine, WI (US)

(**) Term: **14 Years**

(21) Appl. No.: **29/241,933**

(22) Filed: **Nov. 2, 2005**

(51) **LOC (8) Cl.** **23-99**

(52) **U.S. Cl.** **D23/366**

(58) **Field of Classification Search** 392/341, 392/342, 386, 390, 392-394, 401-406; D28/5, D28/6; 239/34-35, 53-60, 135-136, 326-327, 239/338; D23/355-369; 261/DIG. 17, DIG. 42, 261/DIG. 65, DIG. 88, DIG. 89; D9/500, D9/503-505, 516, 537, 545; D26/9, 22; D7/509, 521

* cited by examiner

Primary Examiner—Sandra Snapp

(57) **CLAIM**

The ornamental design for a diffuser disposed in a decorative container, as shown and described.

See application file for complete search history.

DESCRIPTION

(56) **References Cited**

U.S. PATENT DOCUMENTS

- D75,124 S 5/1928 Jenkins
- D113,416 S * 2/1939 Barrett D9/500
- 2,775,006 A * 12/1956 Kranc 422/125
- D205,556 S 8/1966 Plochman, Jr.
- D271,091 S * 10/1983 Peterson D11/153
- D287,885 S 1/1987 Bolduc
- D288,842 S * 3/1987 Kwiatkowski D23/366
- D388,892 S 1/1998 Ratia
- D392,032 S 3/1998 Zaragoza et al.
- D422,101 S 3/2000 Barraclogh et al.
- D447,256 S * 8/2001 Ratia D26/9
- D448,466 S * 9/2001 Zaragoza et al. D23/366
- D449,877 S * 10/2001 Delmenico et al. D23/356

FIG. 1 is a top isometric view of the diffuser disposed in a decorative container;

FIG. 2 is a top plan view of the diffuser disposed in a decorative container as depicted in FIG. 1;

FIG. 3 is an elevational view of a first side of the diffuser disposed in a decorative container as depicted in FIG. 1, views of other sides being identical thereto; and,

FIG. 4 is a bottom plan view of the diffuser disposed in a decorative container as depicted in FIG. 1.

The features shown in dashed lines form no part of the claimed design.

1 Claim, 1 Drawing Sheet

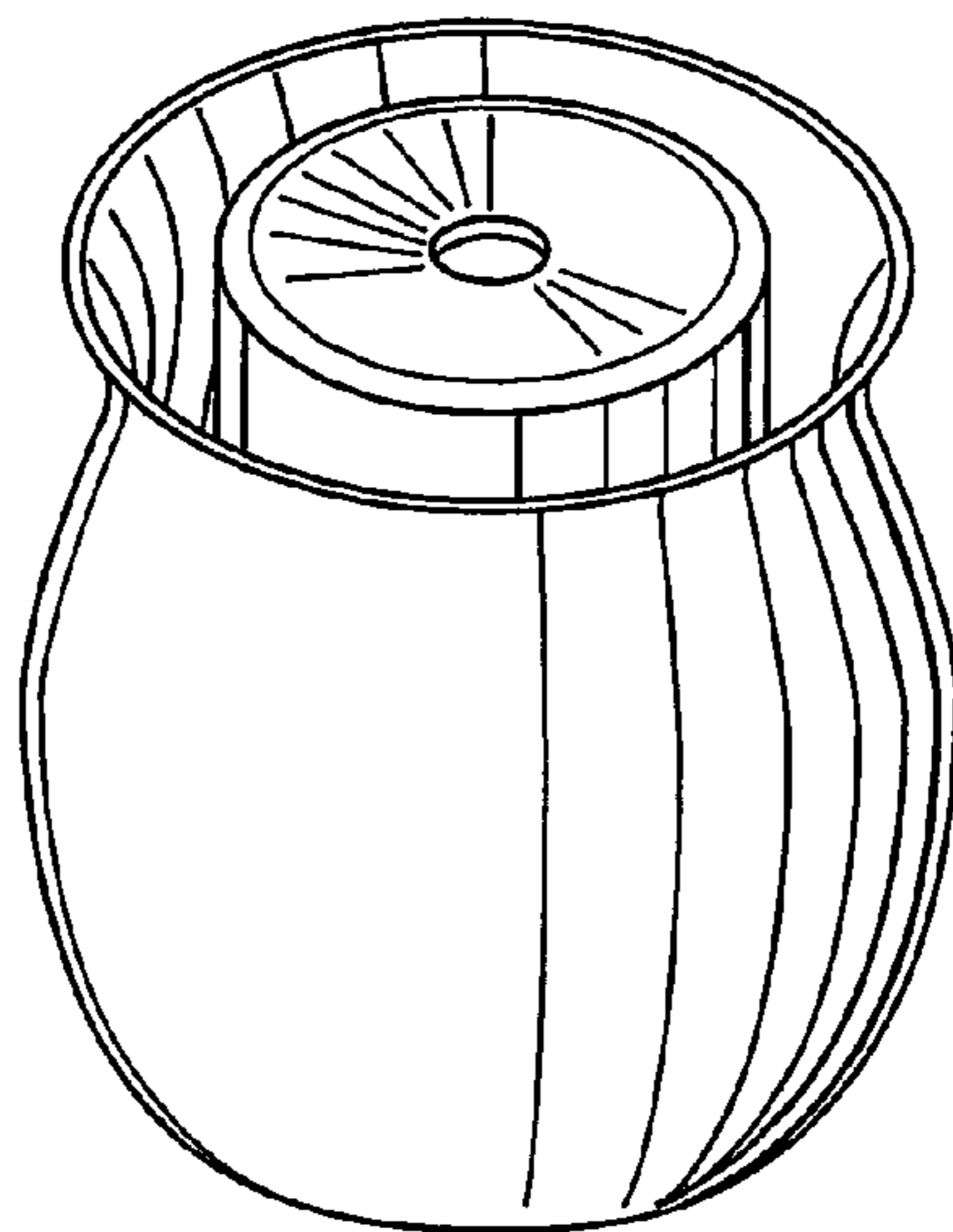


Fig. 1

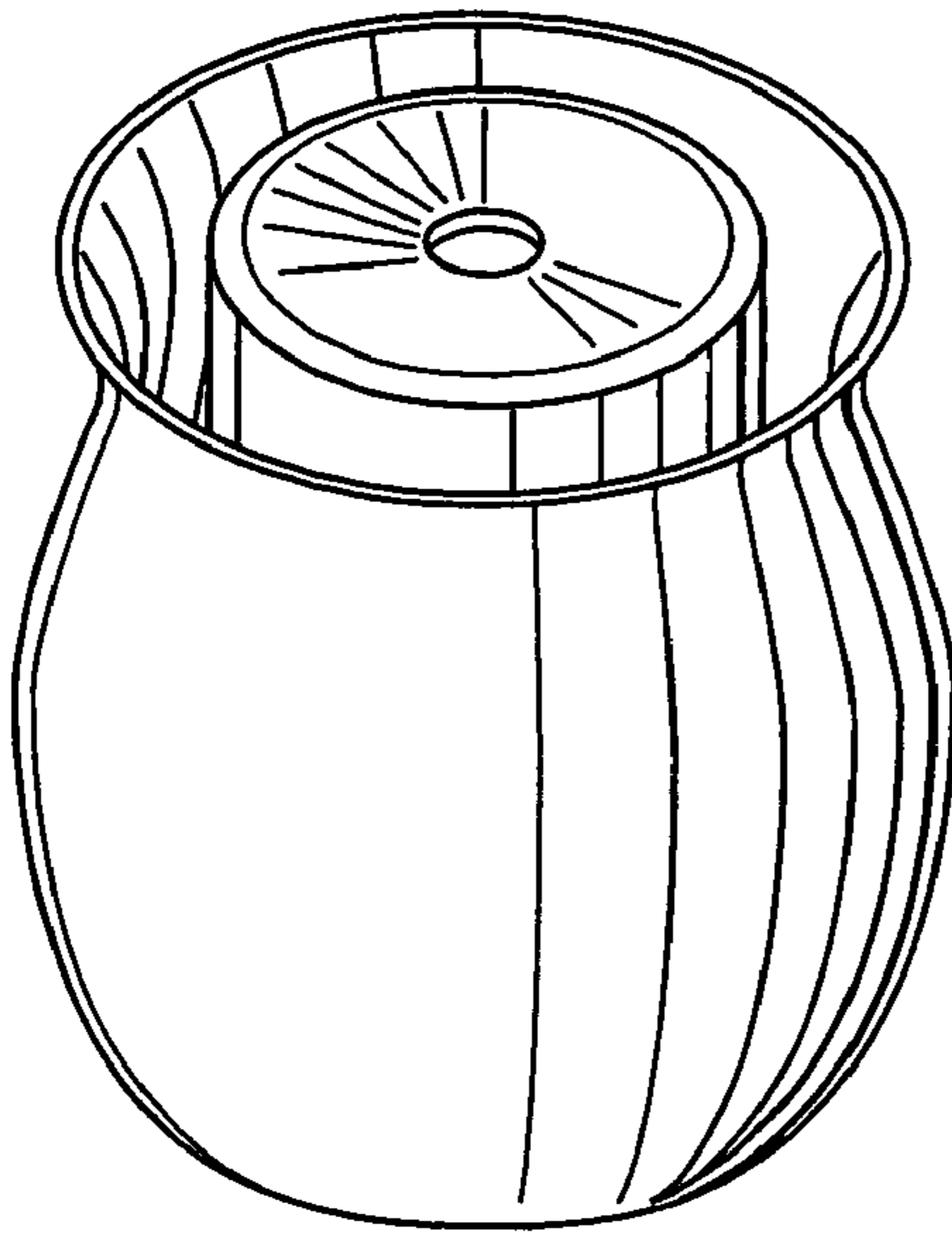


Fig. 2

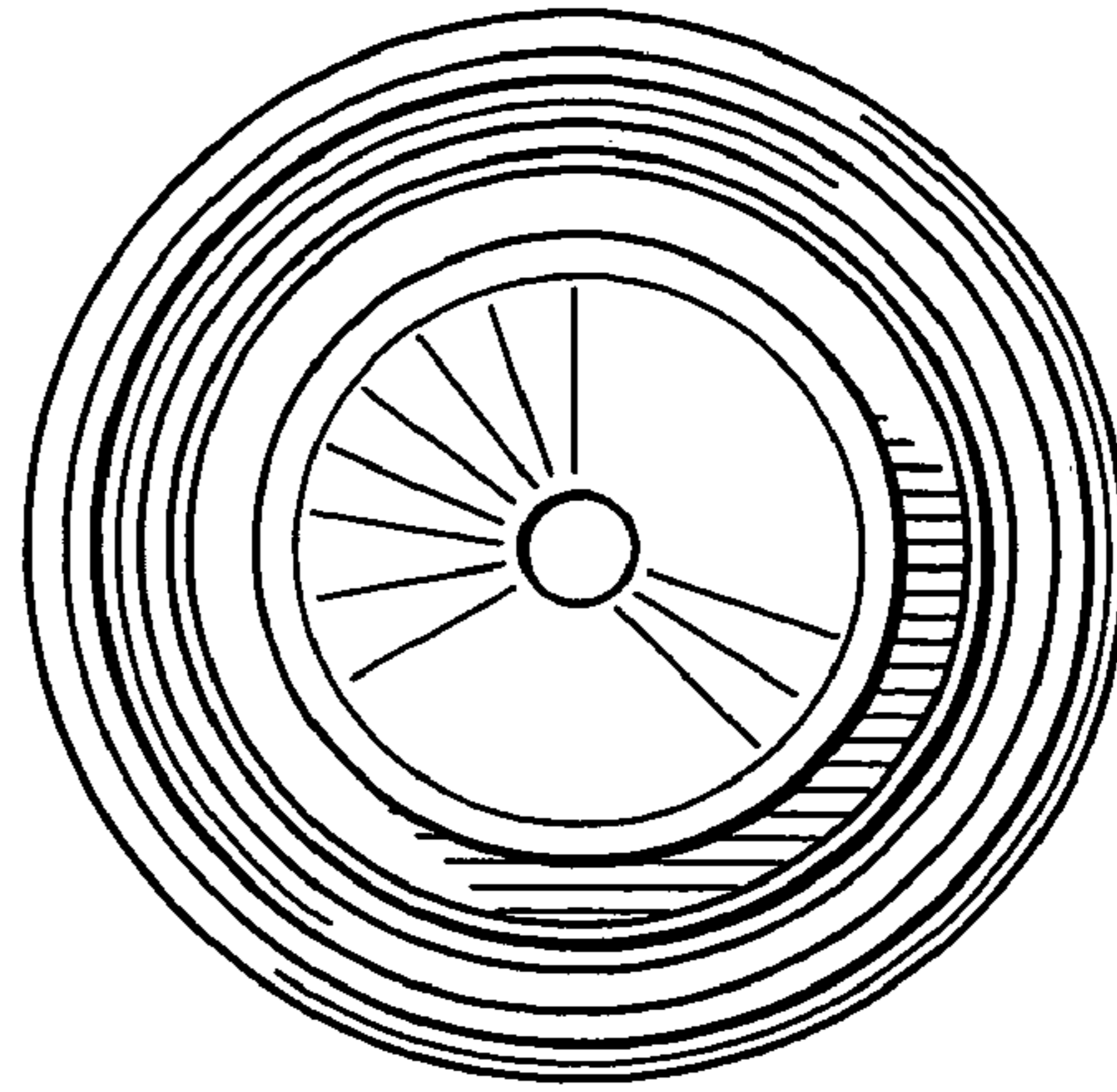


Fig. 3

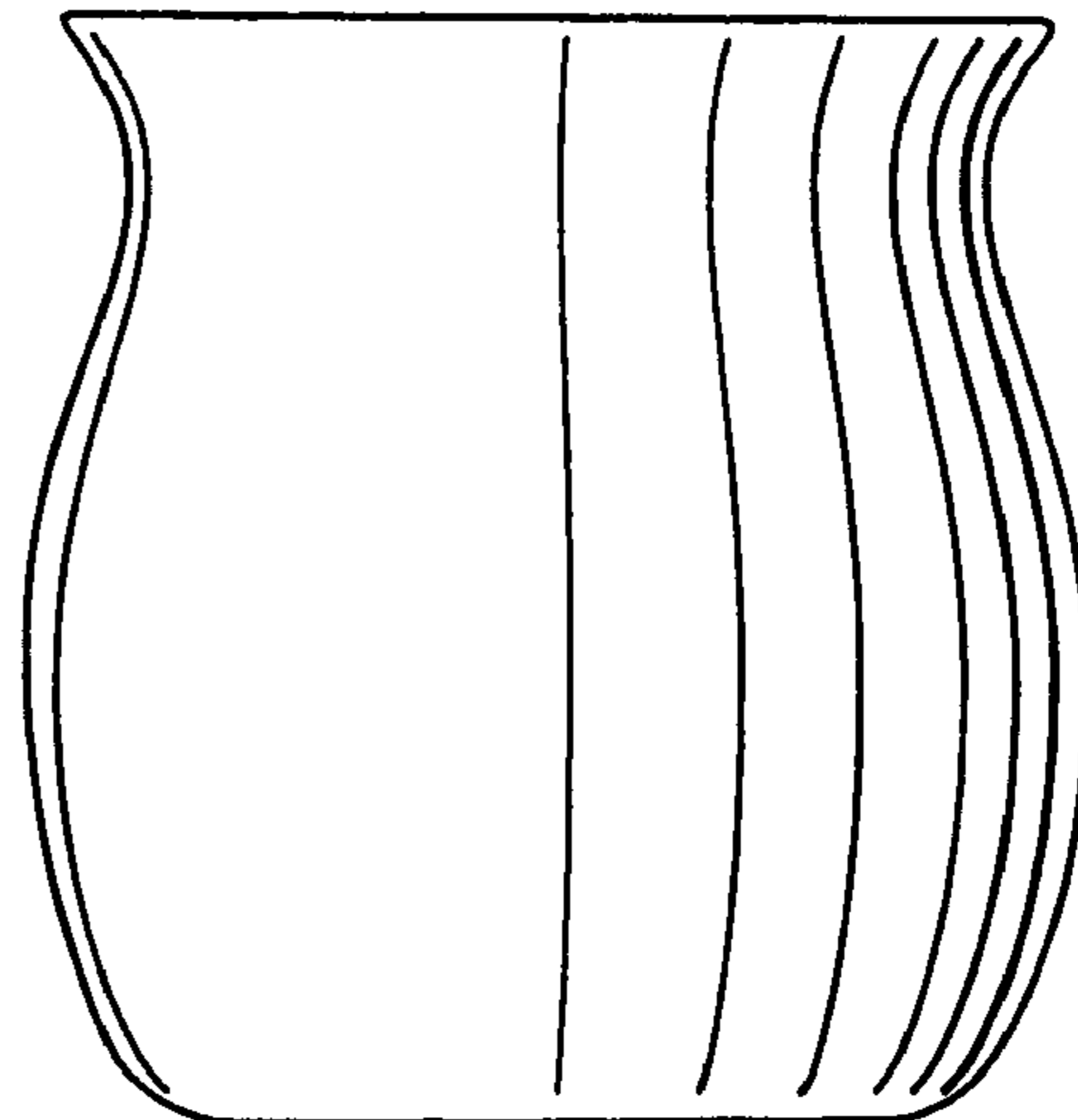


Fig. 4

