



US00D544082S

(12) **United States Design Patent**
Fujii

(10) **Patent No.:** **US D544,082 S**

(45) **Date of Patent:** **** Jun. 5, 2007**

(54) **AIR PURIFIER**

D503,972 S * 4/2005 Pippel et al. D23/355
D514,211 S * 1/2006 Nakamura D23/364

(75) Inventor: **Nobuhiro Fujii**, Osaka-fu (JP)

* cited by examiner

(73) Assignee: **Sharp Kabushiki Kaisha**, Osaka (JP)

Primary Examiner—Robin Webster

(**) Term: **14 Years**

(74) *Attorney, Agent, or Firm*—Nixon & Vanderhye, PC

(21) Appl. No.: **29/251,425**

(57) **CLAIM**

(22) Filed: **Jan. 9, 2006**

The ornamental design for an “air purifier,” as shown and described.

(51) **LOC (8) Cl.** **23-04**

(52) **U.S. Cl.** **D23/364**

(58) **Field of Classification Search** D23/364,
D23/365, 355; 55/471–2, 467

See application file for complete search history.

DESCRIPTION

(56) **References Cited**

FIG. 1 is a right, front perspective view of an air purifier in accordance with my new design;

FIG. 2 is a front elevation view thereof;

FIG. 3 is a rear elevation view thereof;

FIG. 4 is a top plan view thereof;


FIG. 5 is a bottom plan view thereof; and,

FIG. 6 is a right-side elevation view thereof, the left side elevation being a mirror image thereof.

U.S. PATENT DOCUMENTS

- D472,626 S * 4/2003 Nakamura D23/364
- D481,786 S 11/2003 Tokunaga
- D489,800 S 5/2004 Tokunaga
- D497,984 S 11/2004 Tokunaga
- D503,787 S 4/2005 Koike

1 Claim, 3 Drawing Sheets






Fig. 1

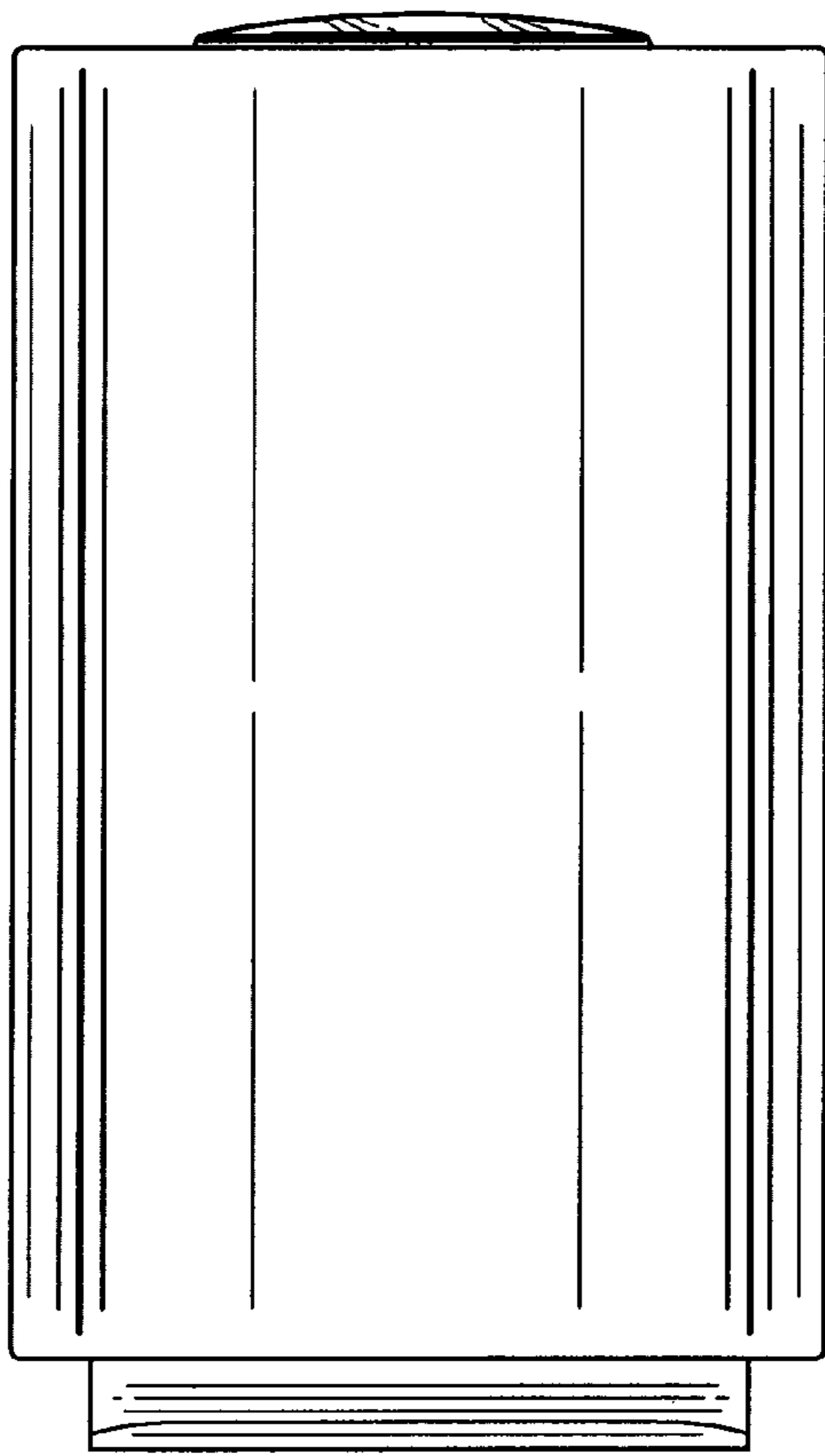


Fig. 2

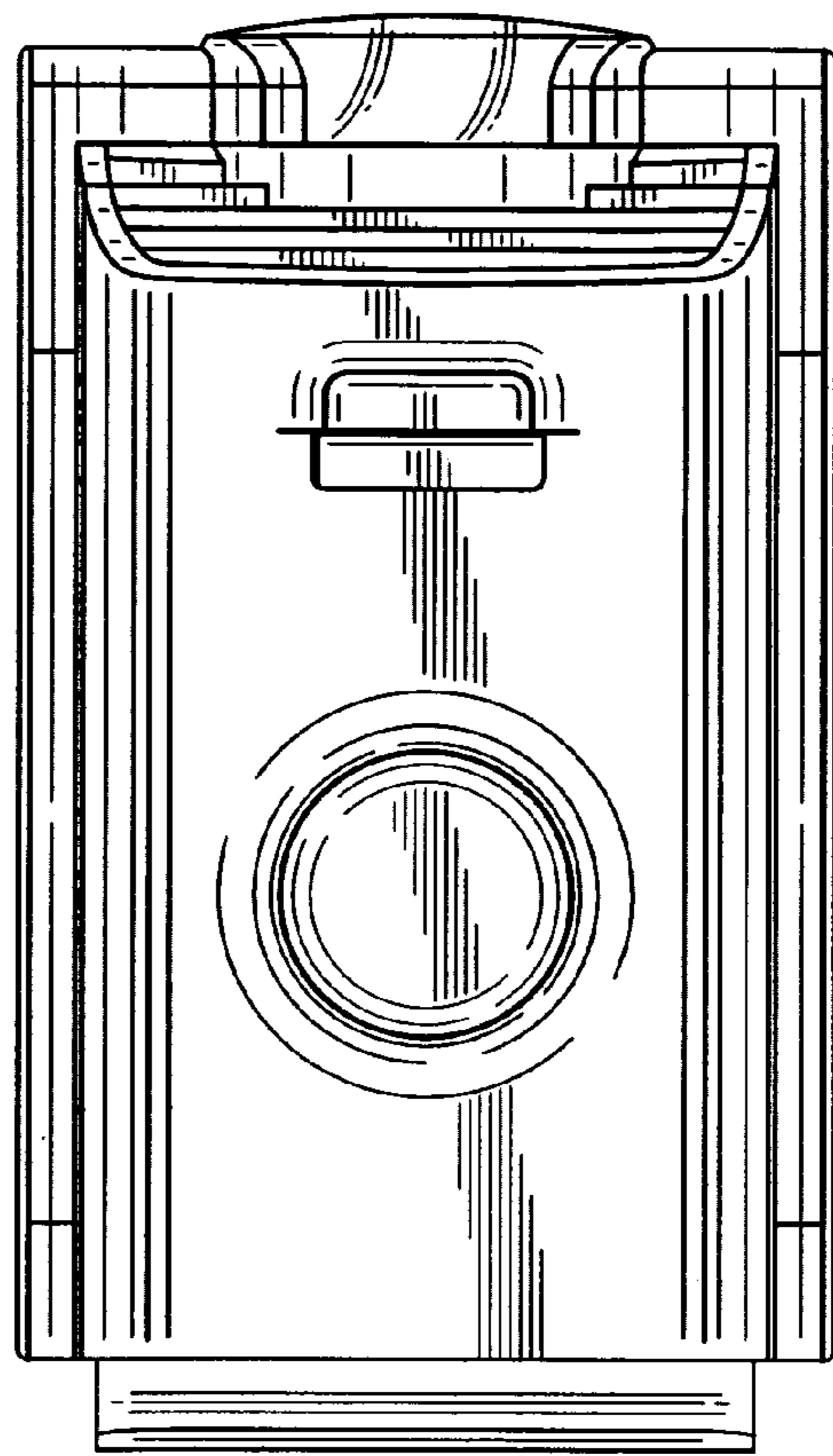


Fig. 3

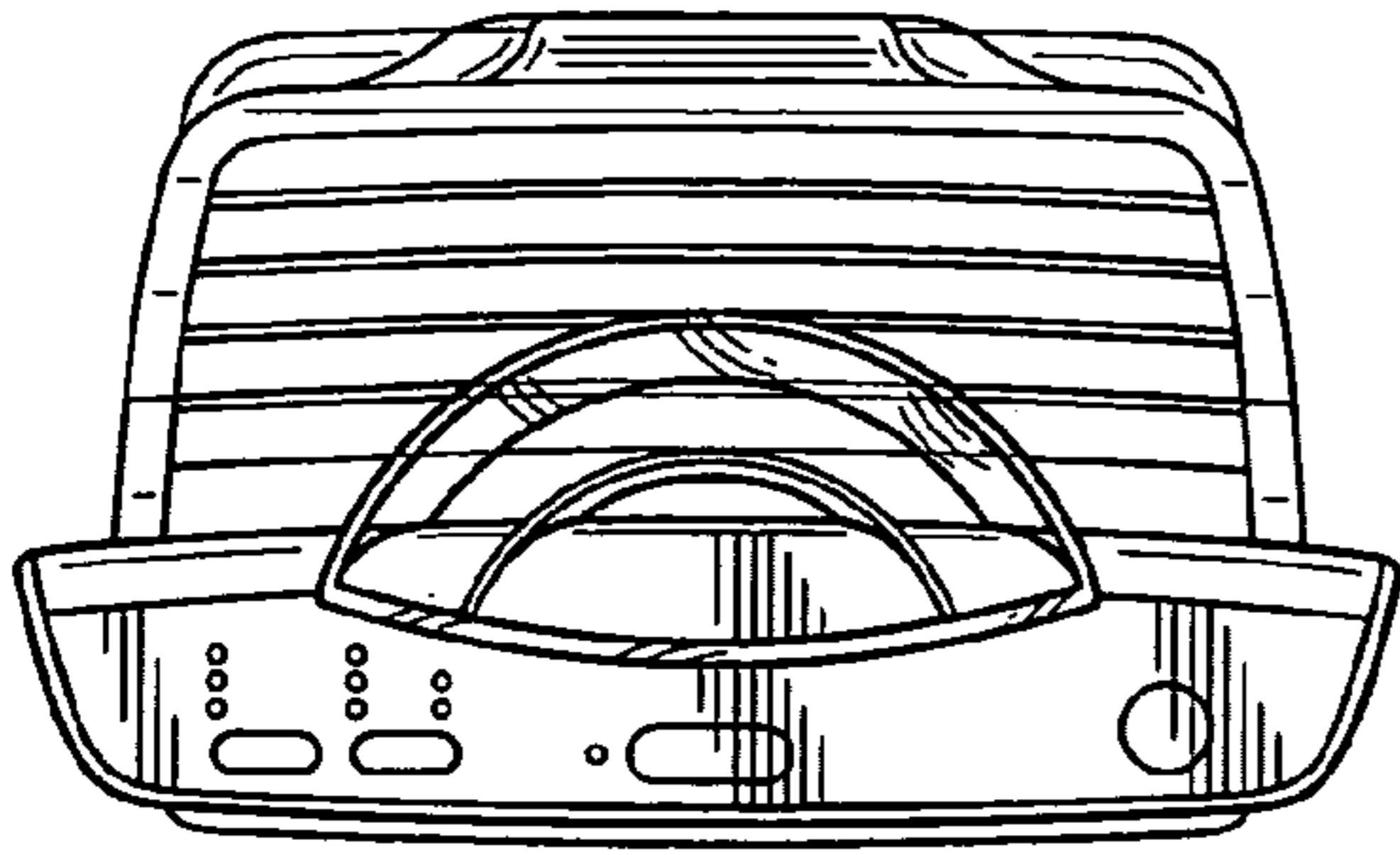


Fig. 4




Fig. 5

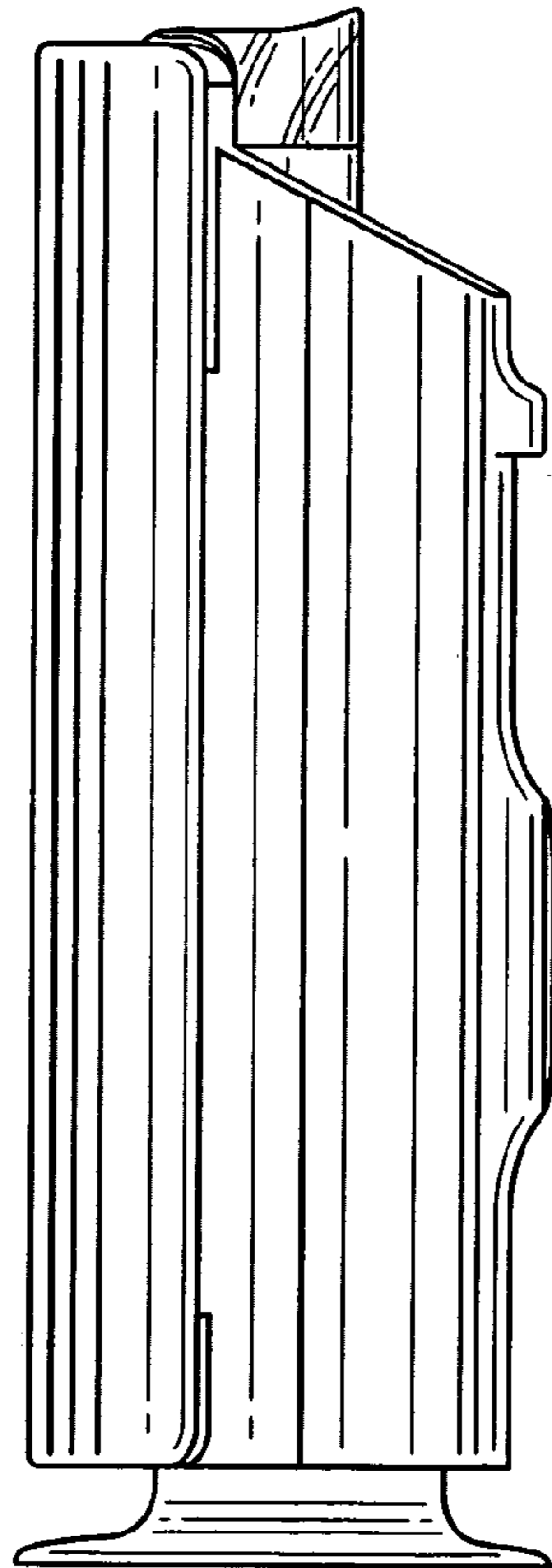


Fig. 6