



US00D544063S

(12) **United States Design Patent**
Swan

(10) **Patent No.:** **US D544,063 S**

(45) **Date of Patent:** **** Jun. 5, 2007**

(54) **UPPER HAND GUARD WITH FRONT RELIEF**

(76) Inventor: **Richard E. Swan**, 171 West St., East Bridgewater, MA (US) 02333

(**) Term: **14 Years**

(21) Appl. No.: **29/246,119**

(22) Filed: **Feb. 21, 2006**

(51) **LOC (8) Cl.** **22-01**

(52) **U.S. Cl.** **D22/108**

(58) **Field of Classification Search** D22/100, D22/108, 109, 110; 42/11, 113, 116, 119, 42/124, 125, 90, 127, 145, 115, 126, 128, 42/72, 106, 114, 142, 85, 75.02, 71.01; 248/205.1, 248/201

See application file for complete search history.

(56) **References Cited**

U.S. PATENT DOCUMENTS

5,142,806	A	9/1992	Swan	42/101
5,343,650	A	9/1994	Swan	42/100
6,490,822	B1	12/2002	Swan	42/71.01
6,499,245	B1	12/2002	Swan	42/71.01
D477,855	S *	7/2003	Selvaggio	D22/108
6,606,813	B1 *	8/2003	Squire et al.	42/90
D486,547	S *	2/2004	Faifer	D22/108

6,895,708	B2 *	5/2005	Kim et al.	42/72
D507,619	S *	7/2005	Shiloni	D22/108
D507,620	S	7/2005	Swan	D22/109
D510,120	S *	9/2005	Ding	D22/110
D516,157	S *	2/2006	Ding	D22/110

* cited by examiner

Primary Examiner—Ian Simmons

Assistant Examiner—Melanie Levy

(74) *Attorney, Agent, or Firm*—Barlow, Josephs & Holmes, Ltd.

(57) **CLAIM**

The ornamental design for an upper hand guard with front relief, as shown and described.

DESCRIPTION

FIG. 1 is a perspective view of the upper hand guard with front relief in accordance with the present invention;

FIG. 2 is a top view thereof;

FIG. 3 is a bottom view thereof;

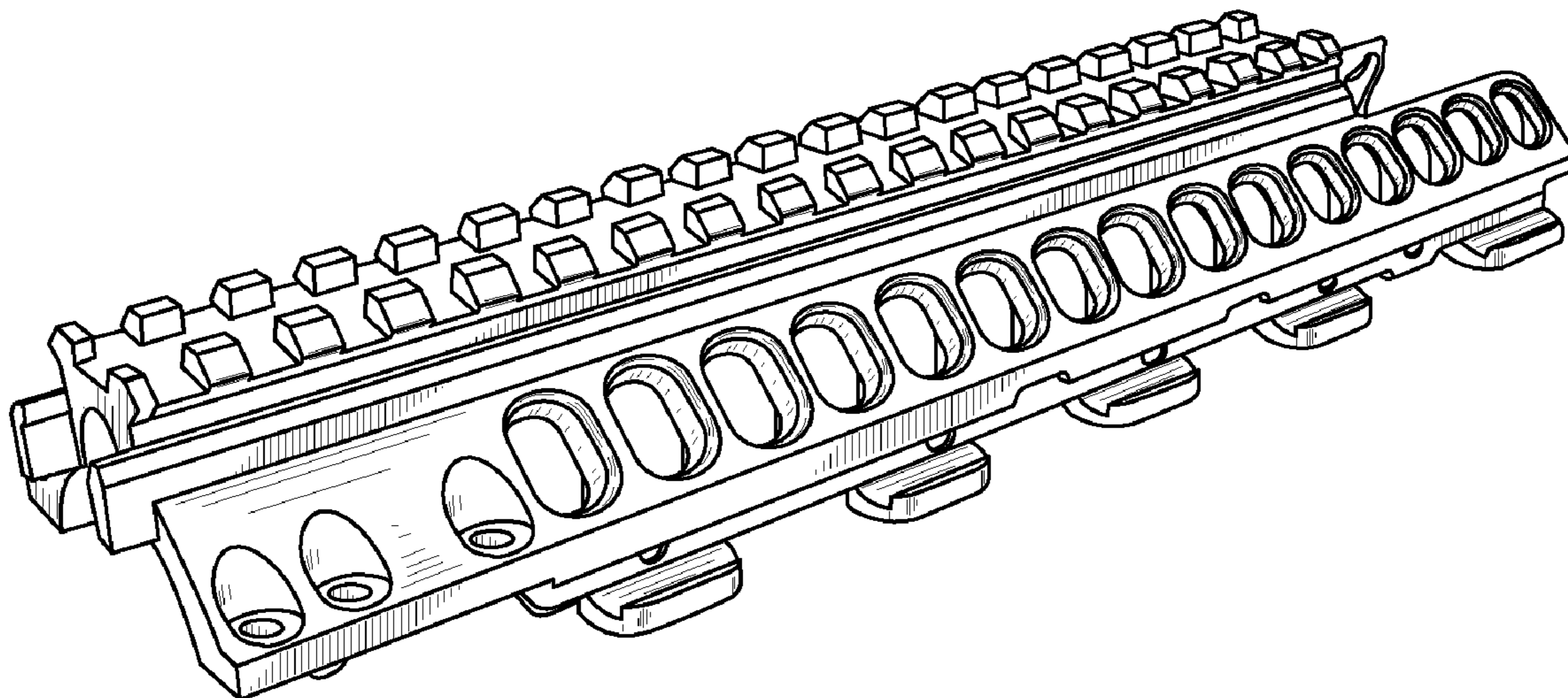
FIG. 4 is a left side view thereof;

FIG. 5 is a right side view thereof;

FIG. 6 is a rear view thereof; and,

FIG. 7 is a front view thereof.

1 Claim, 5 Drawing Sheets



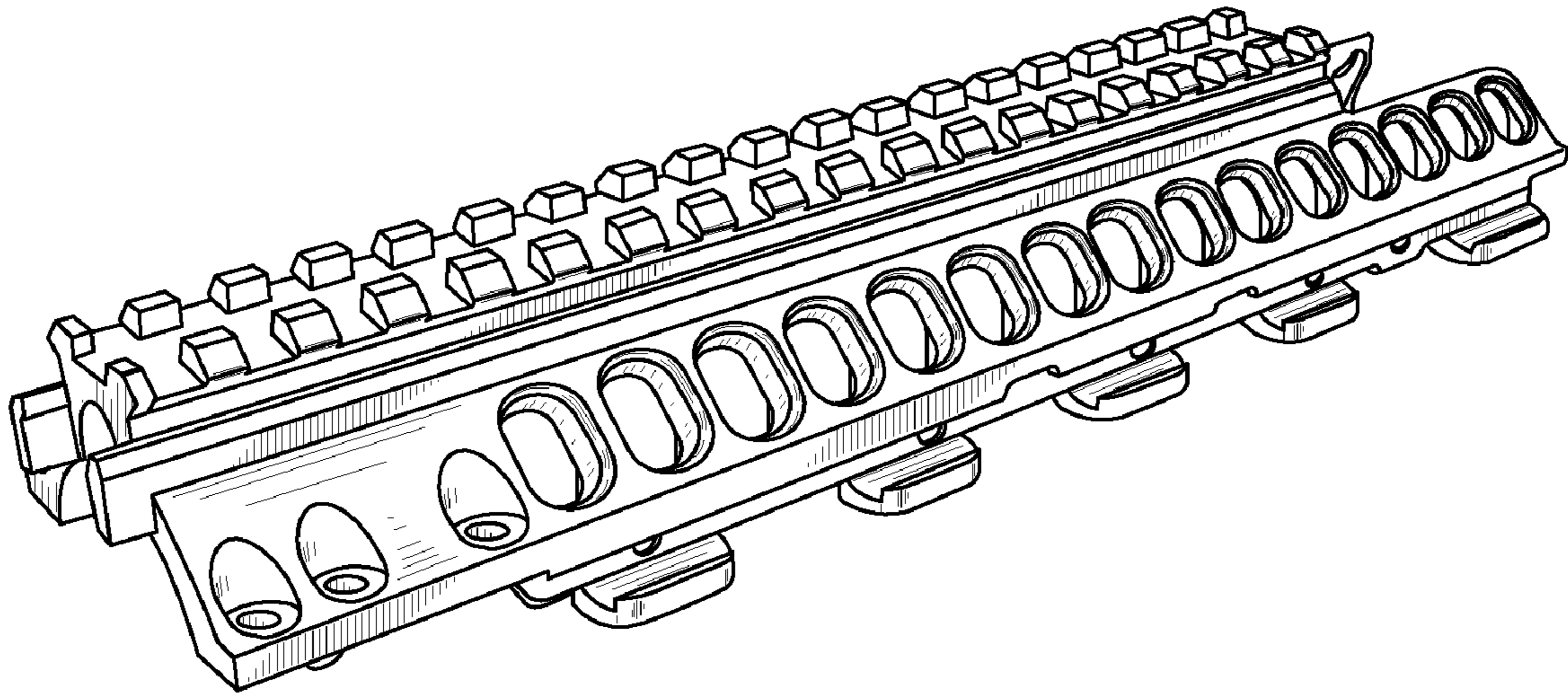


FIG. 1




FIG. 2

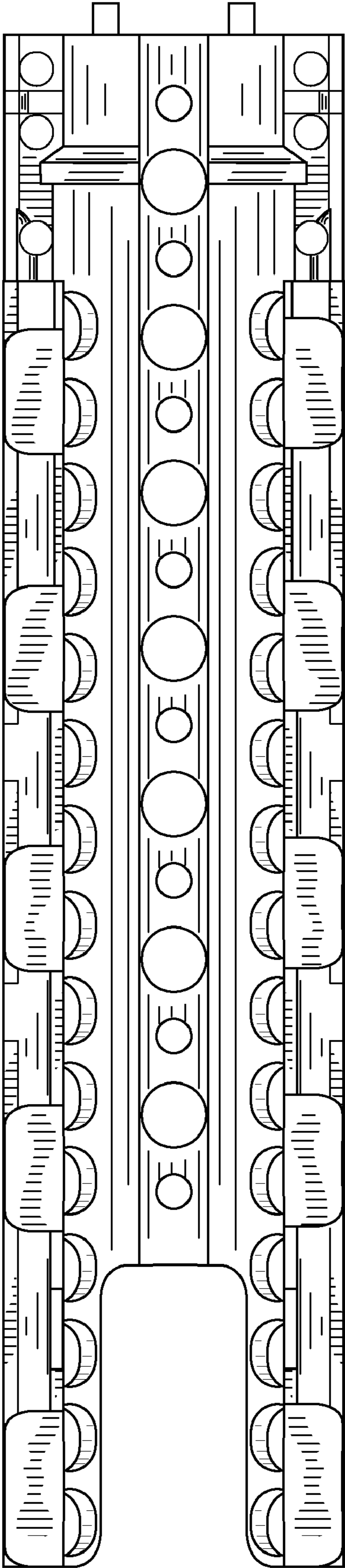


FIG. 3

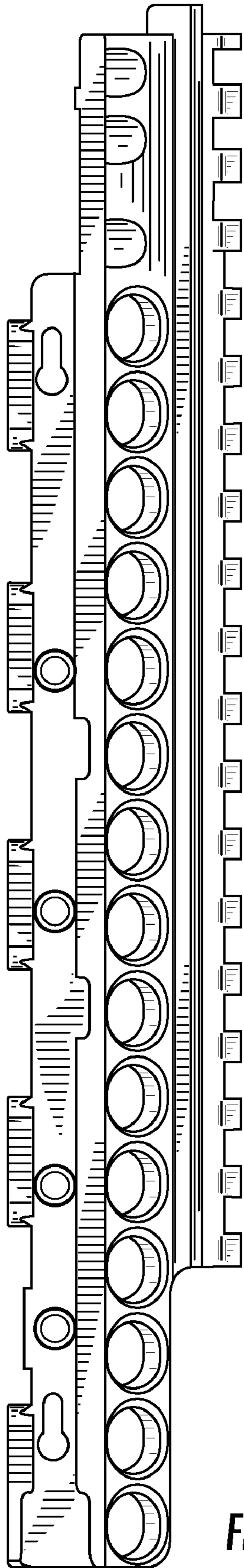


FIG. 4

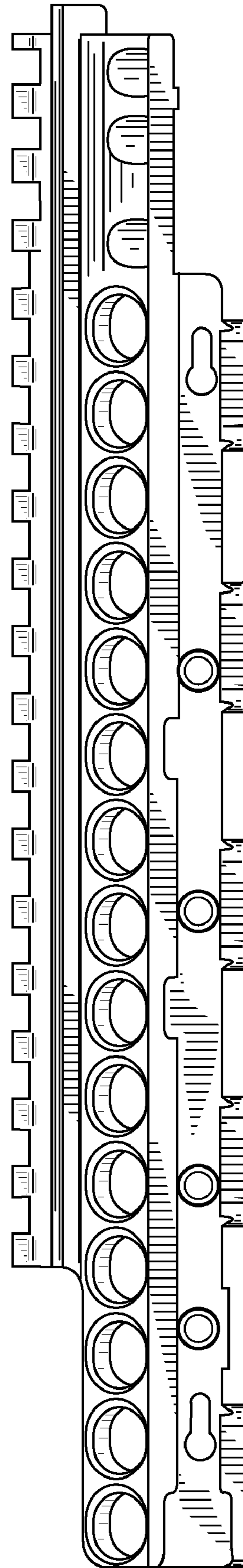


FIG. 5

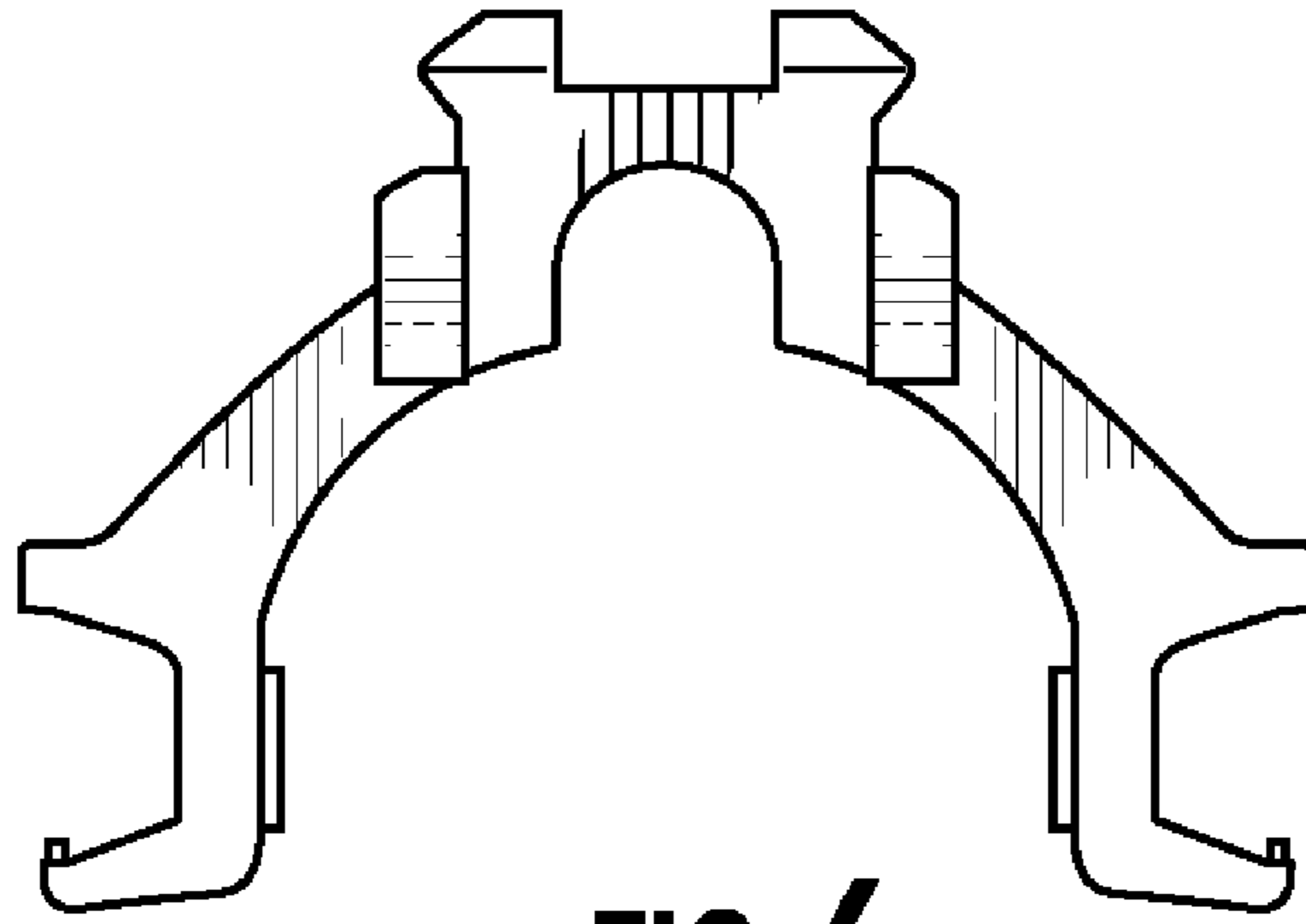


FIG. 6

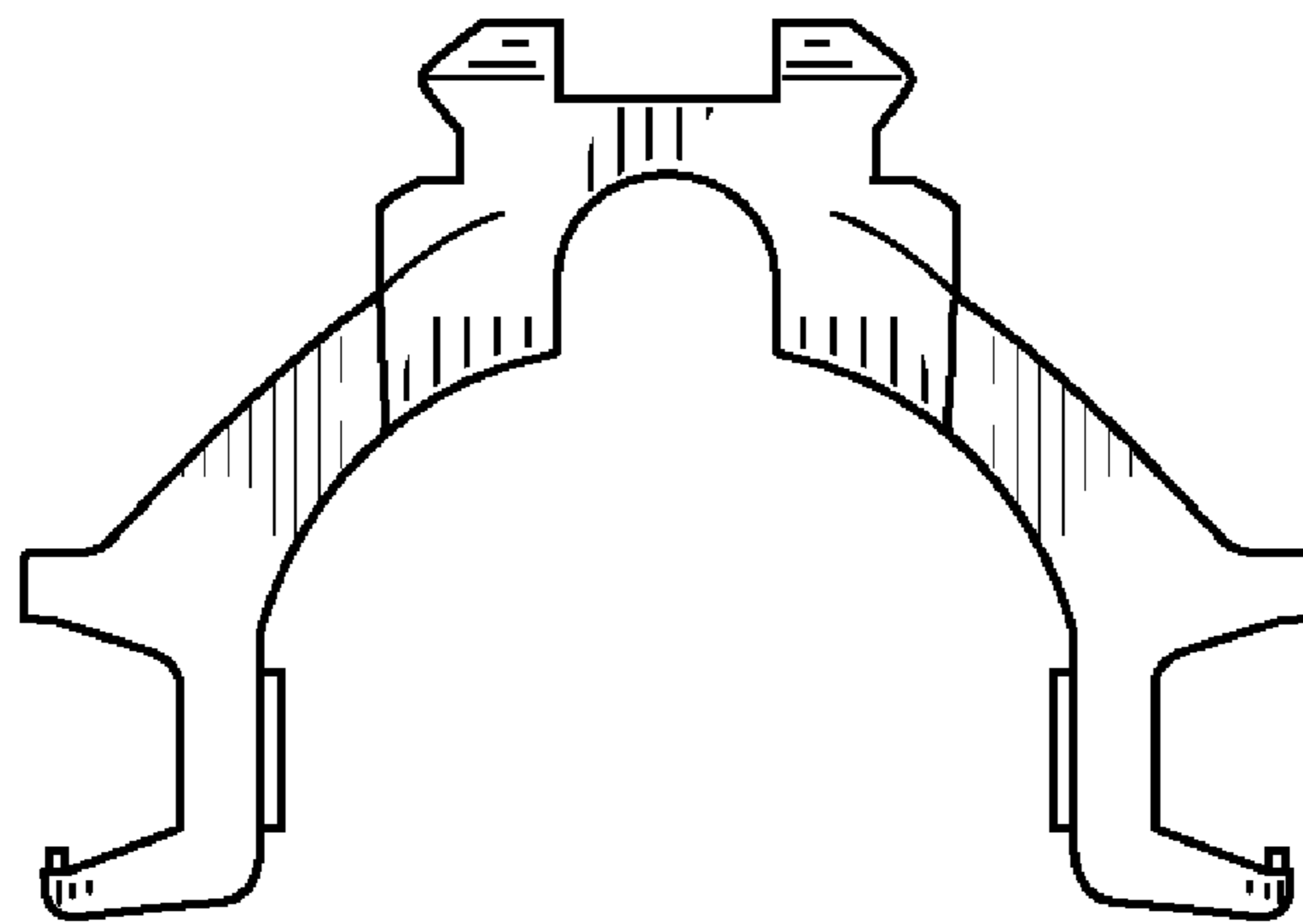


FIG. 7