

US00D544053S

(12) **United States Design Patent**
Krysiak

(10) **Patent No.:** **US D544,053 S**

(45) **Date of Patent:** **** Jun. 5, 2007**

(54) **BASKETBALL**

(75) Inventor: **Kevin L. Krysiak**, Chicago, IL (US)

(73) Assignee: **Wilson Sporting Goods Co.**, Chicago, IL (US)

(**) Term: **14 Years**

(21) Appl. No.: **29/266,046**

(22) Filed: **Sep. 13, 2006**

Related U.S. Application Data

(63) Continuation-in-part of application No. 11/497,993, filed on Aug. 2, 2006.

(51) **LOC (8) Cl.** **21-02**

(52) **U.S. Cl.** **D21/713**

(58) **Field of Classification Search** D21/707-714;
D30/160; 473/569-614; 446/220-226
See application file for complete search history.

(56) **References Cited**

U.S. PATENT DOCUMENTS

2,129,238	A *	9/1938	Riddell	156/147
2,219,078	A *	10/1940	Reach	473/607
2,525,261	A *	10/1950	Henderson	221/150 R
D340,489	S *	10/1993	Evangelista	D21/713
5,269,526	A *	12/1993	Wollstein	473/159
5,833,897	A *	11/1998	Grimm	264/46.5
6,168,539	B1 *	1/2001	Maina	473/424
6,578,527	B1 *	6/2003	Mathers	119/707
D478,641	S *	8/2003	Kuehne	D21/713

6,634,970	B2 *	10/2003	Jiminez	473/597
D483,424	S *	12/2003	Lowinger	D21/713
6,863,588	B1 *	3/2005	Chu	446/487
7,037,224	B1 *	5/2006	Page et al.	473/596
D524,878	S *	7/2006	Kort et al.	D21/464

* cited by examiner

Primary Examiner—Catherine Tuttle

(74) *Attorney, Agent, or Firm*—Terence P. O'Brien

(57) **CLAIM**

I claim the ornamental design for a basketball, as shown and described.

DESCRIPTION

FIG. 1 is a front side perspective view of a basketball of the present design;

FIG. 2 is a front view of the basketball of FIG. 1;


FIG. 3 is a first side view of the basketball of FIG. 1; and FIG. 4 is a second side view (opposite the first side view) of the basketball of FIG. 1;

FIG. 5 is a rear view of the basketball of FIG. 1; and,

FIG. 6 is a top view of the basketball of FIG. 1.

The ornamental design that is claimed is shown in solid lines in the drawings. The broken (dashed) lines shown in FIGS. 1 through 6 are included only for the purpose of illustrating environmental elements, and form no part of the claimed design.

1 Claim, 4 Drawing Sheets



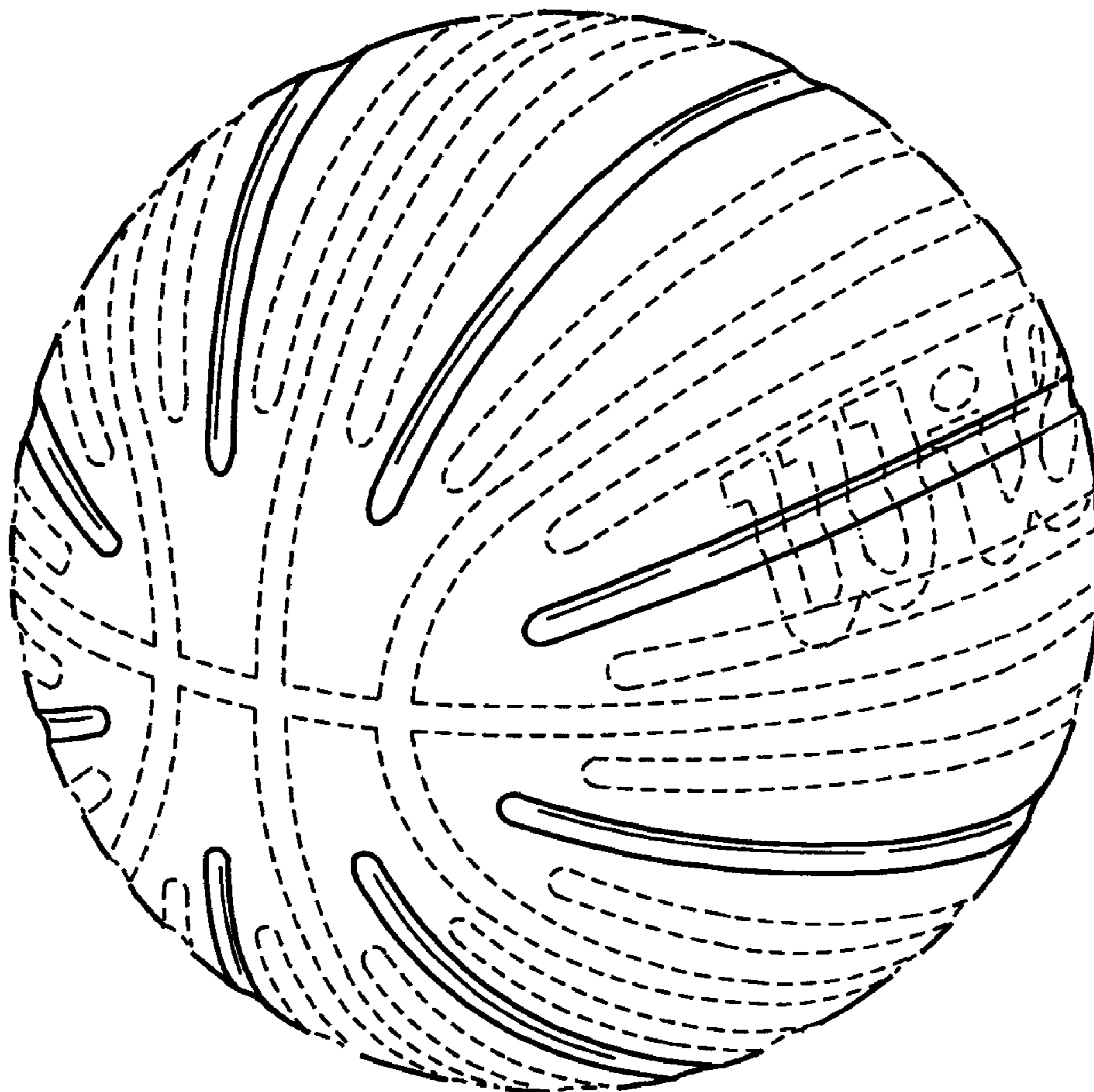


FIG. 1

FIG. 2

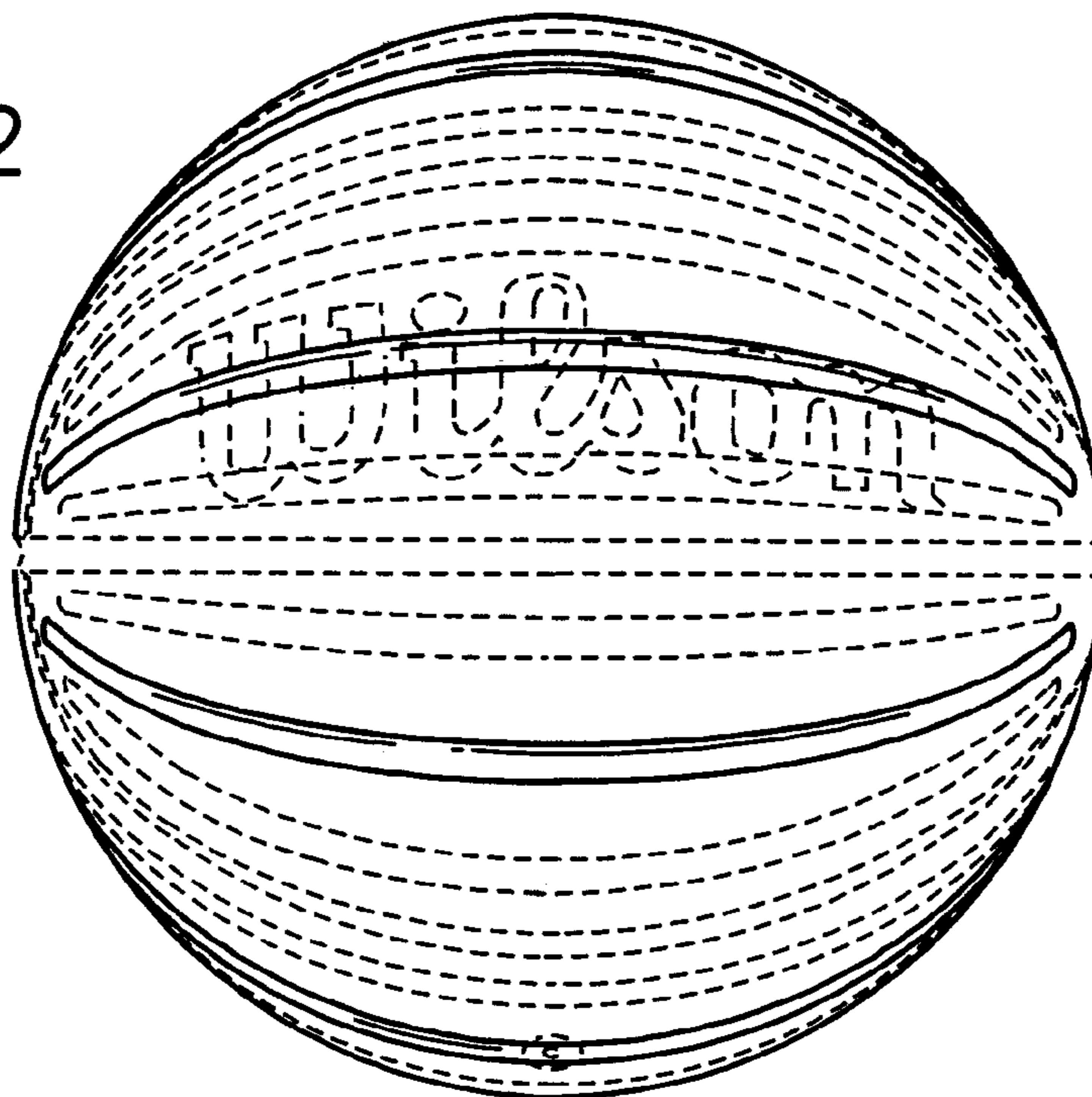


FIG. 3

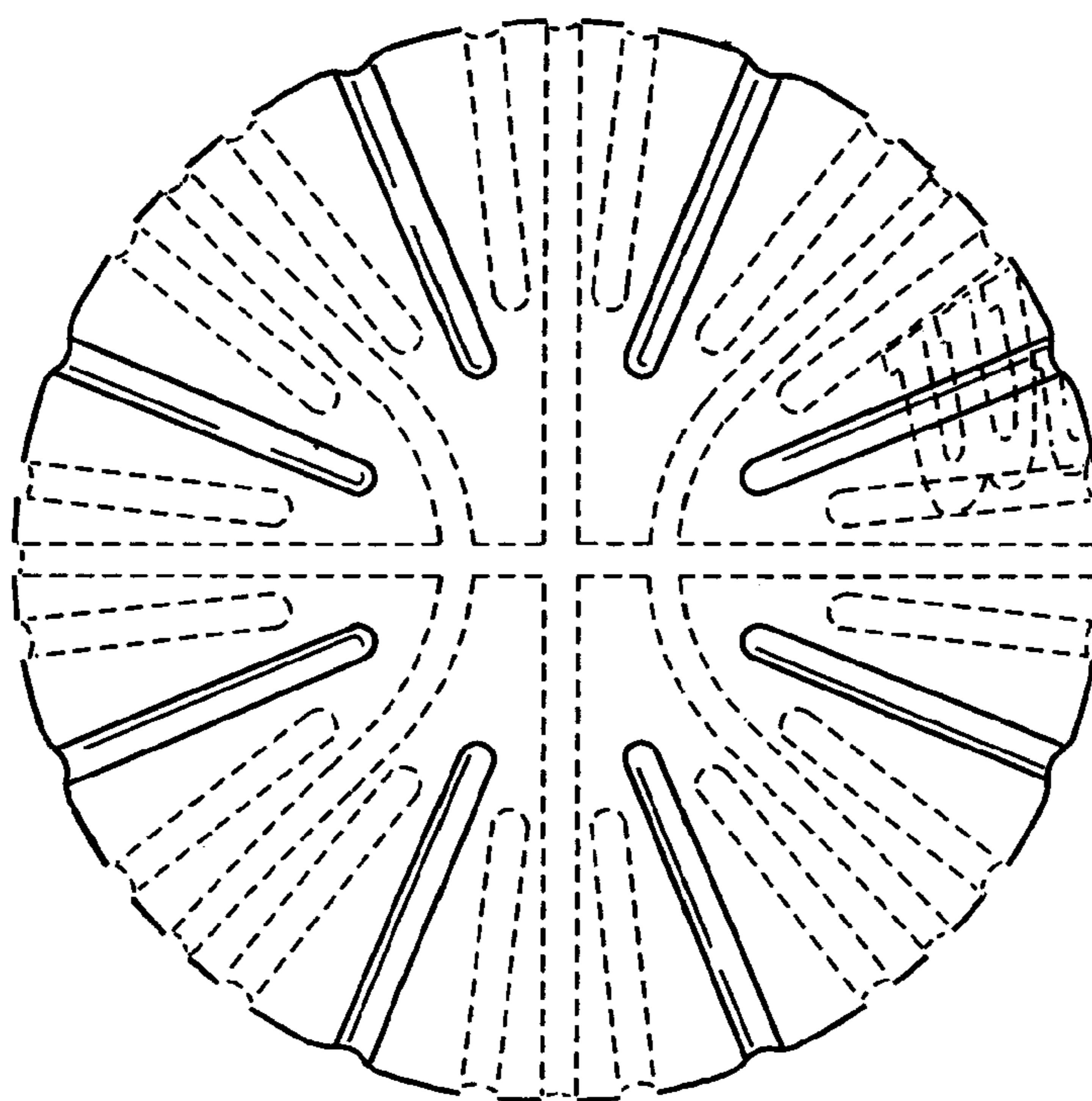


FIG. 4

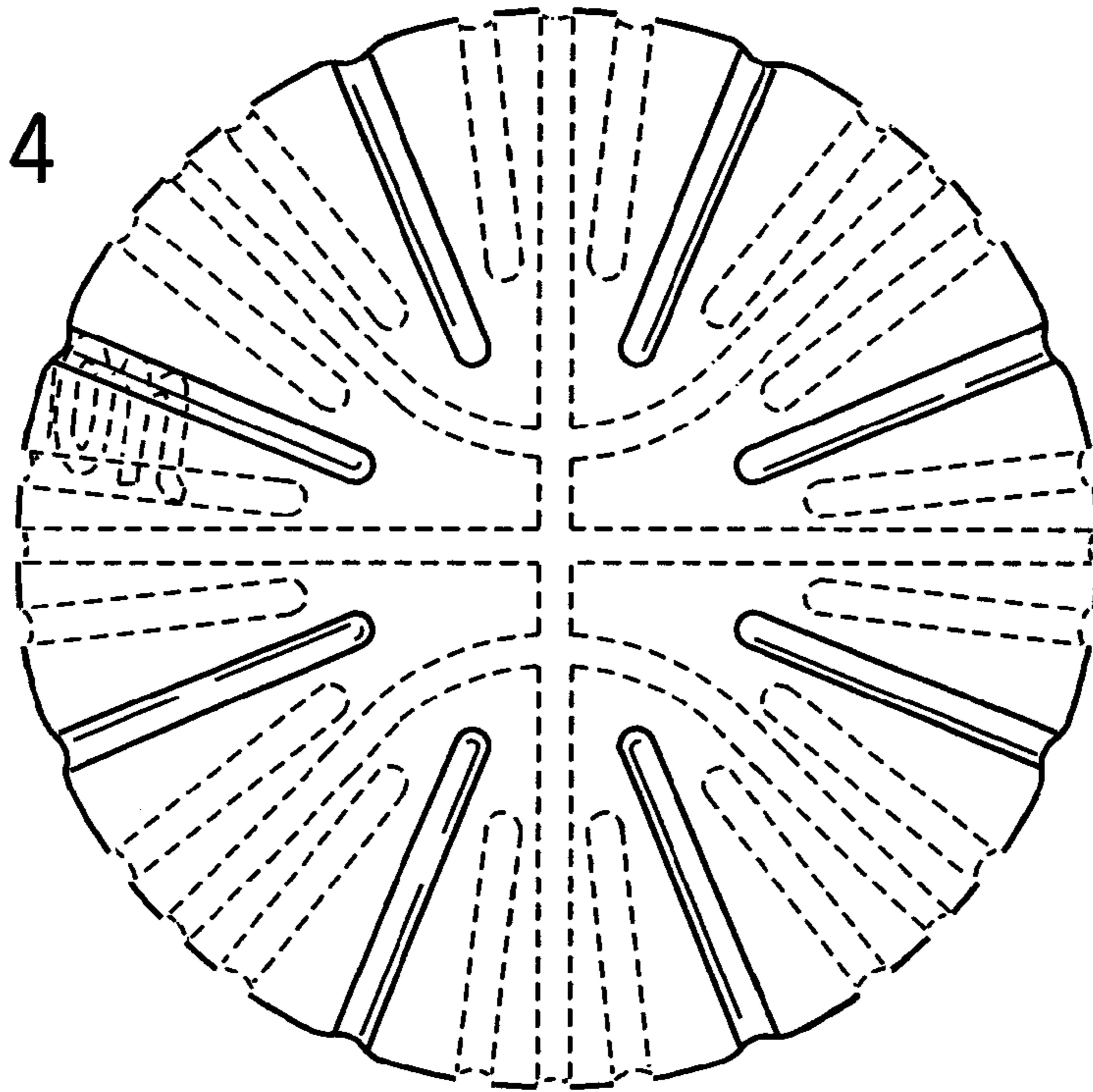


FIG. 5

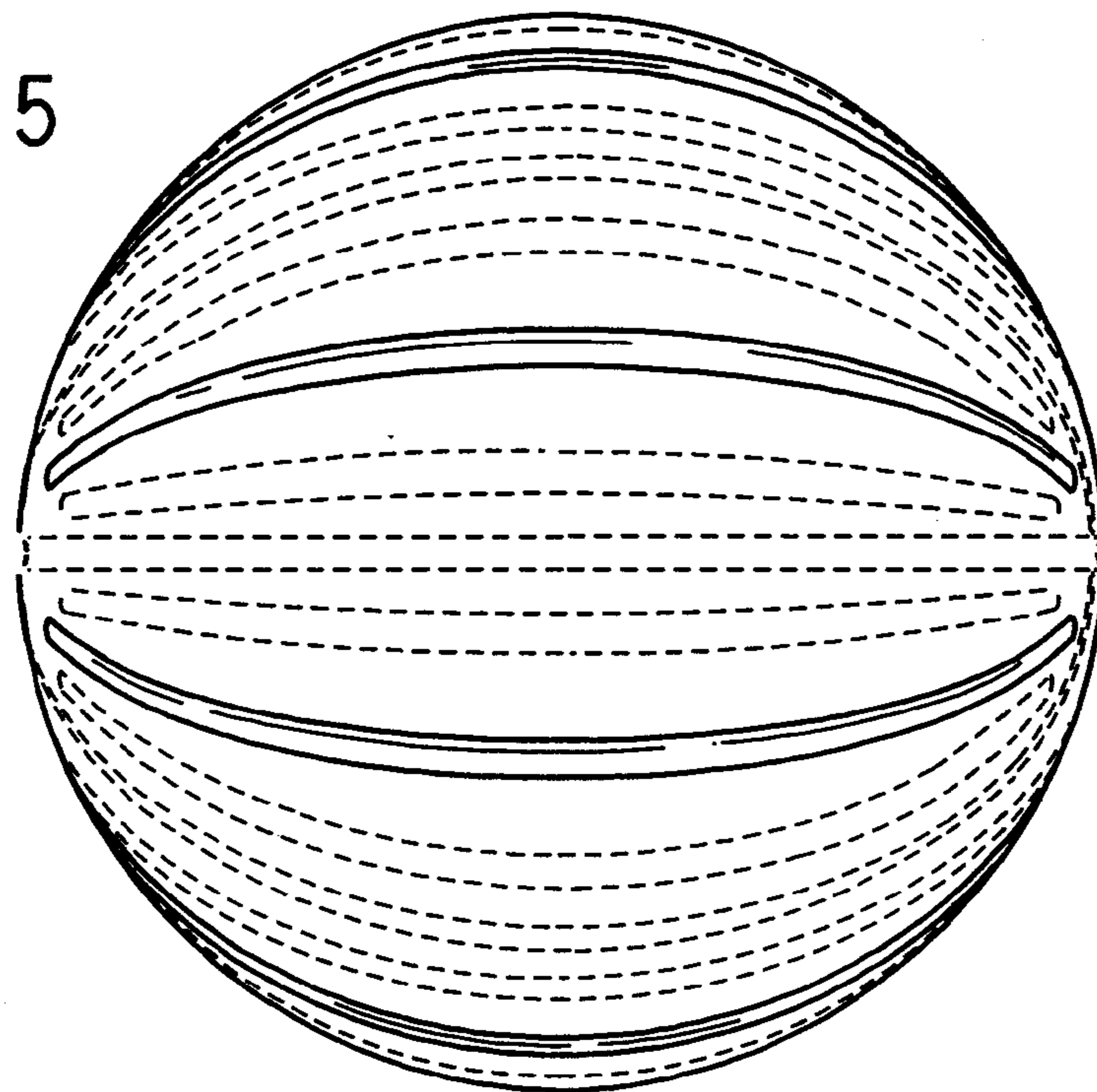


FIG. 6

