

US00D544051S

(12) **United States Design Patent**
Takahira

(10) **Patent No.:** **US D544,051 S**

(45) **Date of Patent:** **** Jun. 5, 2007**

(54) **SPORT DEVICE**

(76) **Inventor:** **Tetsuo Takahira**, 508, Arynacost
3bangai, 5-3-2, Rinkai-cho,
Edogawa-ku, Tokyo (JP) 134-0086

(**) **Term:** **14 Years**

(21) **Appl. No.:** **29/263,552**

(22) **Filed:** **Jul. 26, 2006**

(51) **LOC (8) Cl.** **21-02**

(52) **U.S. Cl.** **D21/707; D21/710**

(58) **Field of Classification Search** D21/385-390,
D21/490, 493, 707, 710, 443, 680, 686, 694,
D21/695; D3/211; D6/493, 497, 502, 506,
D6/588, 597; D7/901, 625; D8/305, 400,
D8/402, DIG. 2; D9/668, 441, 451; D11/44,
D11/48, 81, 95, 133, 157; D13/100, 183;
D19/53, 97; D24/102; D28/8.2; 473/569-614;
273/317.1, 108.1, 108.5, 126 R, 247, 259,
273/277, 288, 291, 298, 441, 461, DIG. 20
See application file for complete search history.

(56) **References Cited**

U.S. PATENT DOCUMENTS

3,759,518 A * 9/1973 Mroz 473/588
4,284,398 A * 8/1981 Bokelmann 425/394
5,284,343 A * 2/1994 Bigornia et al. 473/446
D375,422 S * 11/1996 Jurasinski D6/451
5,580,049 A * 12/1996 Brantley 473/599
D392,913 S * 3/1998 Edwards D11/133
5,803,459 A * 9/1998 Casas-Salat 273/288

5,910,059 A * 6/1999 Hanson 473/594
D416,746 S * 11/1999 Kology et al. D6/608
D424,686 S * 5/2000 Lam D24/103
6,116,605 A * 9/2000 Davey, III 273/348.3
D443,229 S * 6/2001 Olinger D11/133
D517,125 S * 3/2006 Crasnick D21/390

OTHER PUBLICATIONS

Oriental Trading(R) Company 1994/96 Catalog No. 106, p. 36: item
Nos. 5/204 & 9/273.*

U.S. Toy Company Fall-Winter 2005 Catalog, 1) p. 40: Mini Sports
Erasers; 2) p. 41: Sport Eraser Pencil Tops.*

* cited by examiner

Primary Examiner—Catherine Tuttle

(74) *Attorney, Agent, or Firm*—Nixon & Vanderhye, P.C.

(57) **CLAIM**

The ornamental design for a “sport device,” as shown and
described.

DESCRIPTION

FIG. 1 is a front top perspective view of a sport device
illustrating my new design;


FIG. 2 is a front elevation view thereof;

FIG. 3 is a rear elevation view thereof;

FIG. 4 is a top plan view thereof, the bottom plan view being
a mirror image thereof; and,

FIG. 5 is a right side view thereof, the left side view being
a mirror image thereof.

1 Claim, 3 Drawing Sheets






FIG. 1




FIG. 2




FIG. 3

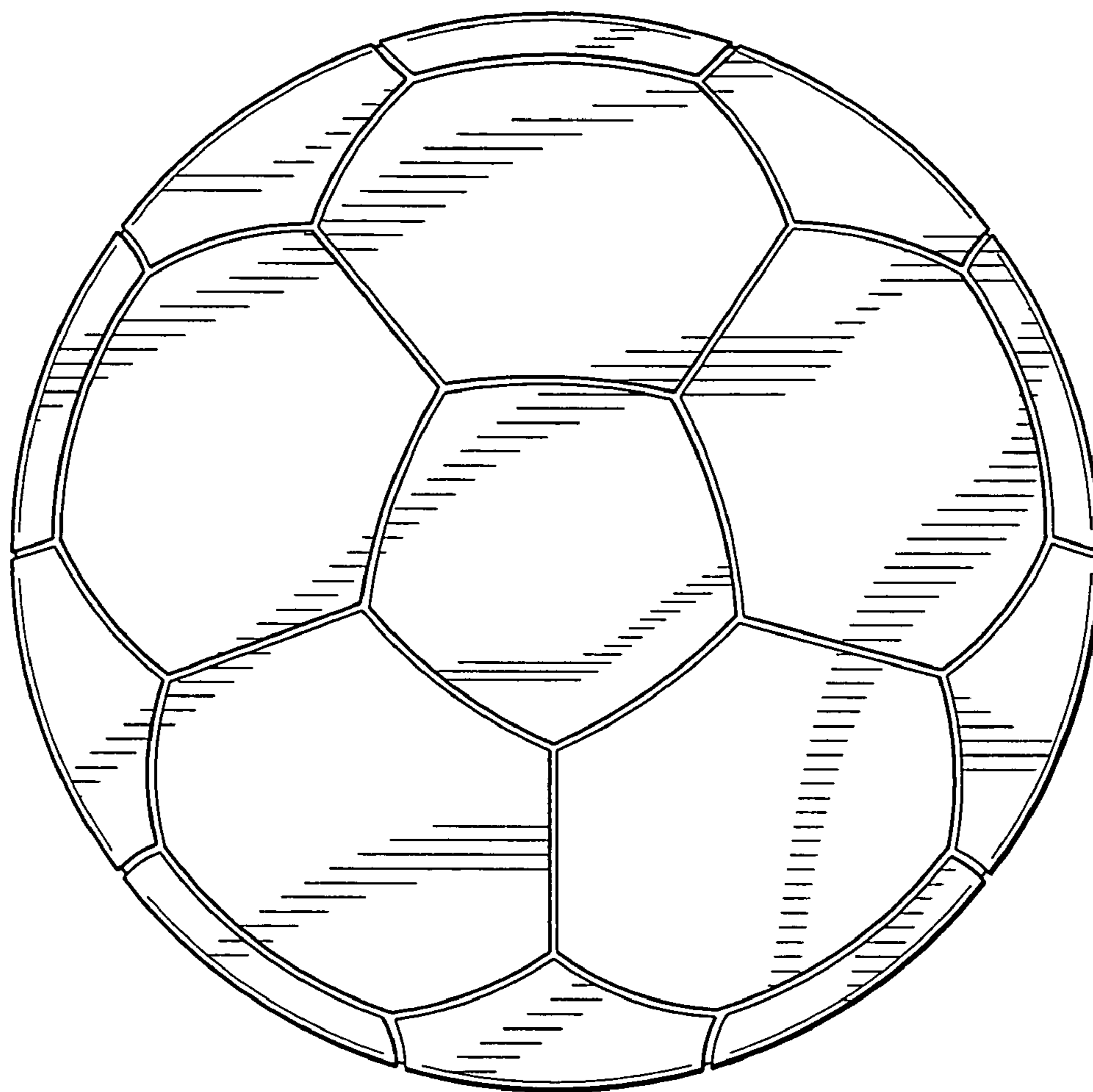


FIG. 4




FIG. 5

UNITED STATES PATENT AND TRADEMARK OFFICE
CERTIFICATE OF CORRECTION

PATENT NO. : Des. 544,051 S
APPLICATION NO. : 29/263552
DATED : June 5, 2007
INVENTOR(S) : Takahira

Page 1 of 1

It is certified that error appears in the above-identified patent and that said Letters Patent is hereby corrected as shown below:

Title Page 1, Column 2, please add INID Code 30, under Foreign Application
Priority Data, please add:

May 24, 2006 (JP)

2006-013103

Signed and Sealed this

Twenty-third Day of October, 2007

A handwritten signature in black ink on a light gray dotted background. The signature reads "Jon W. Dudas" in a cursive style.

JON W. DUDAS

Director of the United States Patent and Trademark Office