

US00D544047S

(12) **United States Design Patent**  
**Bell et al.**

(10) **Patent No.: US D544,047 S**

(45) **Date of Patent: \*\* Jun. 5, 2007**

- (54) **PAINTBALL LOADER BODY**
- (75) Inventors: **David Bell**, Mullica Hill, NJ (US);  
**Simon Benjamin Stevens**, Sewell, NJ (US)
- (73) Assignee: **National Paintball Supply, Inc.**,  
Sewell, NJ (US)
- (\*\*) Term: **14 Years**
- (21) Appl. No.: **29/231,479**
- (22) Filed: **Jun. 6, 2005**
- (51) **LOC (8) Cl.** ..... **21-01**
- (52) **U.S. Cl.** ..... **D21/573**
- (58) **Field of Classification Search** ..... D21/570-574;  
D22/100, 101, 103, 108, 109; 124/32, 41.1,  
124/45, 49, 51.1, 55, 56, 65, 70-74, 77  
See application file for complete search history.

- 6,725,852 B1 \* 4/2004 Yokota et al. .... 124/49
- 6,729,321 B2 5/2004 Ho
- 6,739,322 B2 5/2004 Rice et al.
- 6,739,323 B2 5/2004 Tippmann, Jr.
- 6,792,933 B2 9/2004 Christopher et al.
- 2002/0092513 A1 \* 7/2002 Christopher et al. .... 124/56
- 2003/0047173 A1 \* 3/2003 Juan ..... 124/49
- 2004/0074489 A1 \* 4/2004 Neumaster et al. .... 124/79

**OTHER PUBLICATIONS**

www.odysseypaintball.com/products.html, 2 pages, admitted prior art (Undated).

\* cited by examiner

*Primary Examiner*—Holly H. Baynham  
*Assistant Examiner*—Cynthia M. Chin  
(74) *Attorney, Agent, or Firm*—Volpe & Koenig, P.C.

(57) **CLAIM**

The ornamental design for a paintball loader body, as shown and described.

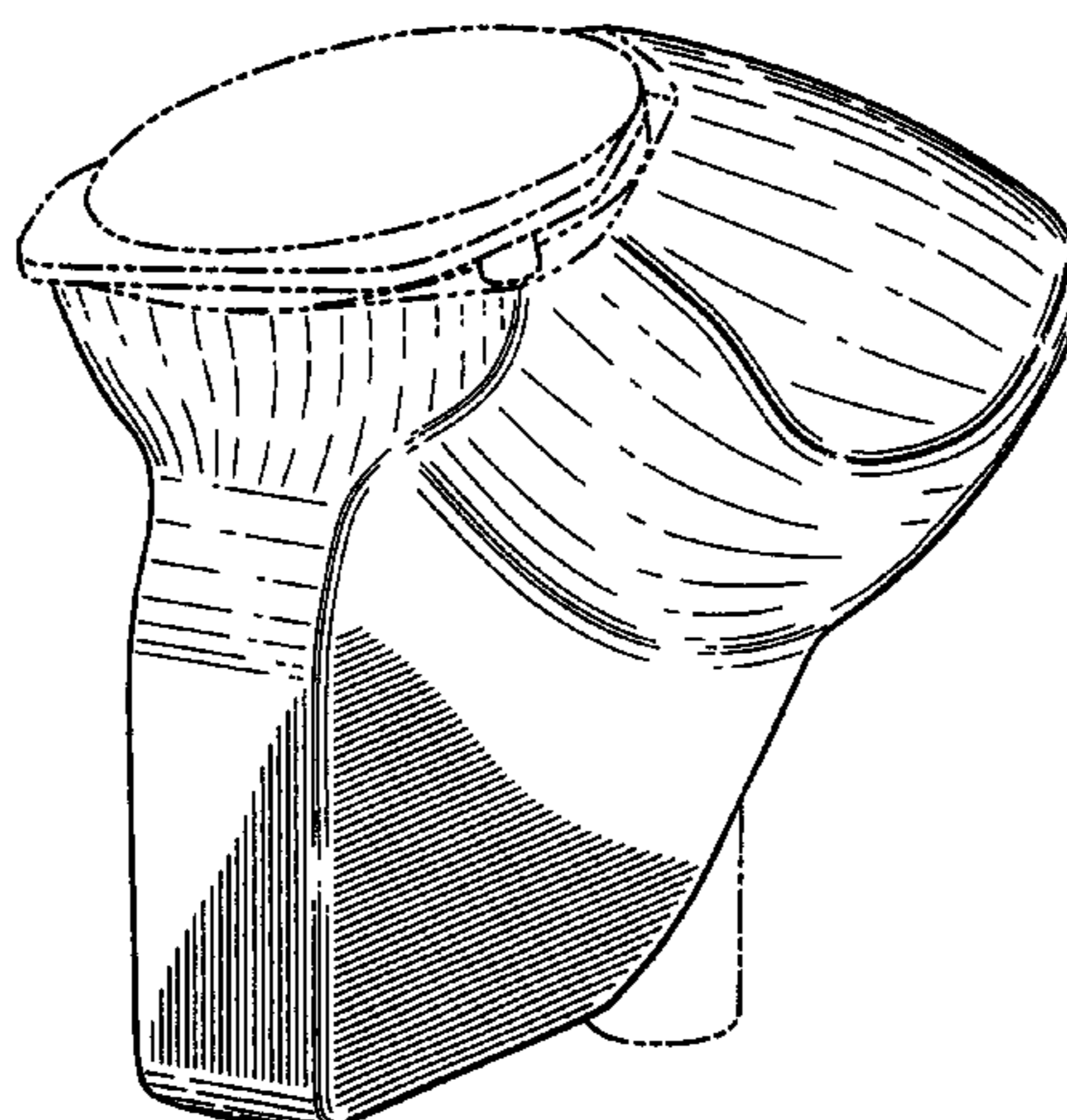
**DESCRIPTION**

FIG. 1 is a front perspective view of a paintball loader body having the design of the present invention, FIG. 2 is a right side elevational view of the paintball loader body shown in FIG. 1, the left side elevational view being a mirror image thereof, FIG. 3 is a front elevational view of the paintball loader shown in FIG. 1, FIG. 4 is a rear elevational view of the paintball loader shown in FIG. 1, FIG. 5 is a top plan view of the paintball loader shown in FIG. 1; and, FIG. 6 is a bottom view of the paintball loader shown in FIG. 1.  
All broken-lines appearing in the drawings are for illustrative purposes only and form no part of the claimed design.

**1 Claim, 4 Drawing Sheets**

(56) **References Cited**  
U.S. PATENT DOCUMENTS

5,166,457	A	11/1992	Lorenzetti	
5,282,454	A	2/1994	Bell et al.	
5,383,442	A	1/1995	Tippmann	
5,722,383	A	3/1998	Tippmann, Sr. et al.	
5,736,720	A	4/1998	Bell et al.	
5,809,983	A	9/1998	Stoneking	
5,816,232	A *	10/1998	Bell	124/51.1
5,947,100	A	9/1999	Anderson	
6,109,252	A	8/2000	Stevens	
6,213,110	B1	4/2001	Christopher et al.	
6,305,367	B1	10/2001	Kotsiopoulos et al.	
6,374,819	B1	4/2002	Ming-Hsien	
D459,767	S *	7/2002	Rushton	D21/573
6,415,781	B1	7/2002	Perrone	
6,418,919	B1	7/2002	Perrone	
6,481,432	B2	11/2002	Rushton et al.	
6,526,955	B1 *	3/2003	Juan	124/49
6,591,824	B2	7/2003	Hatcher	



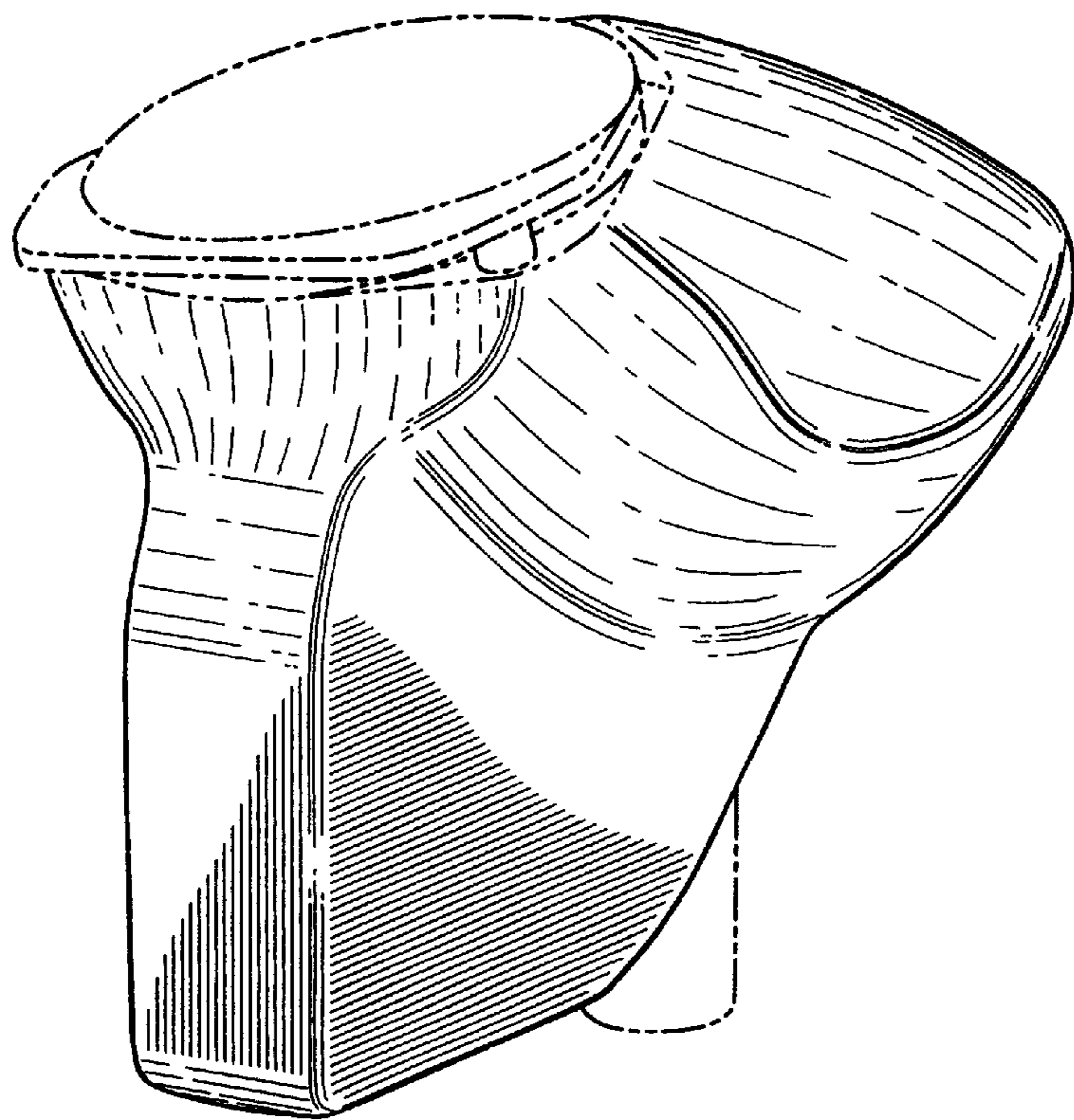


FIG. 1

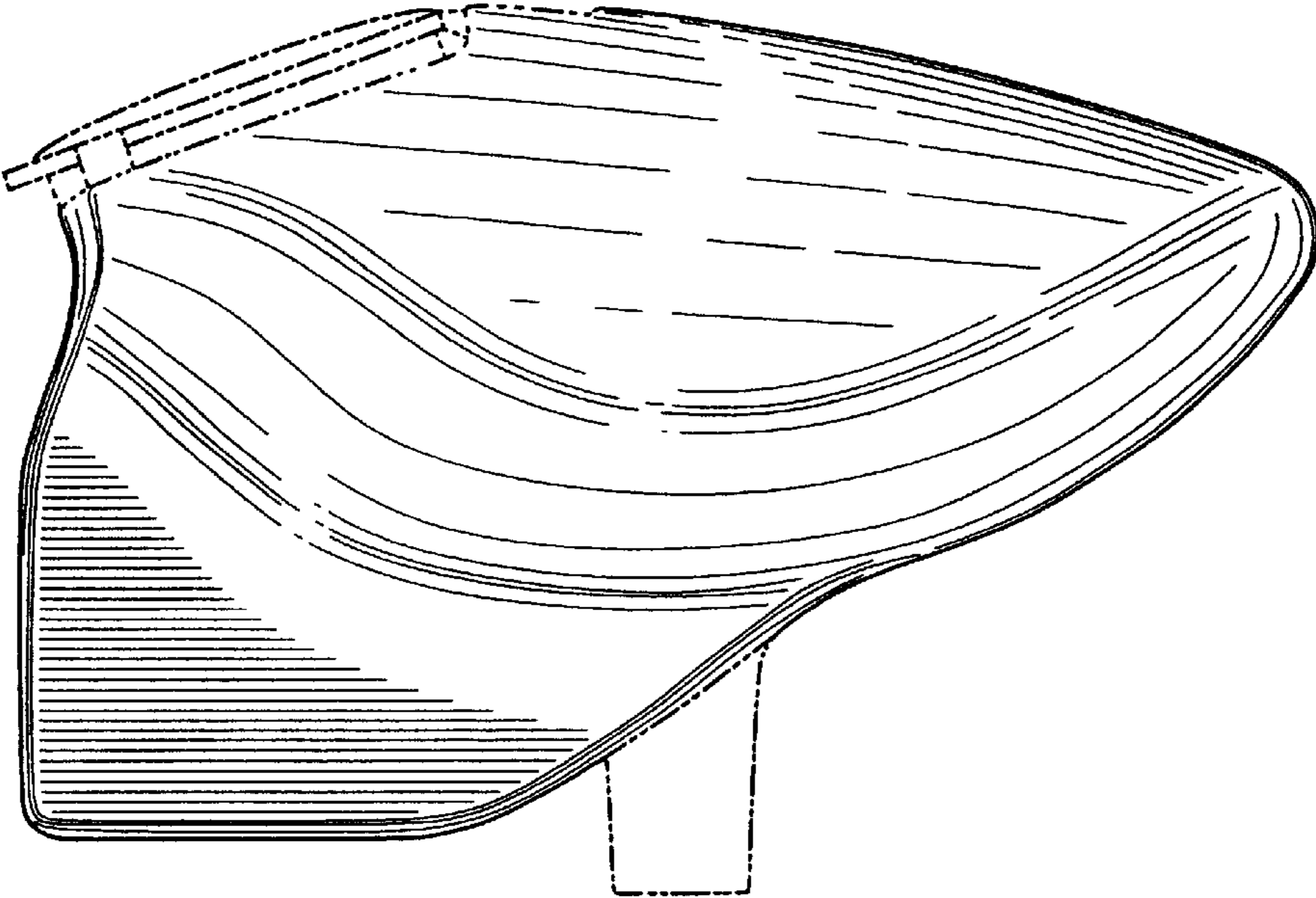


FIG. 2

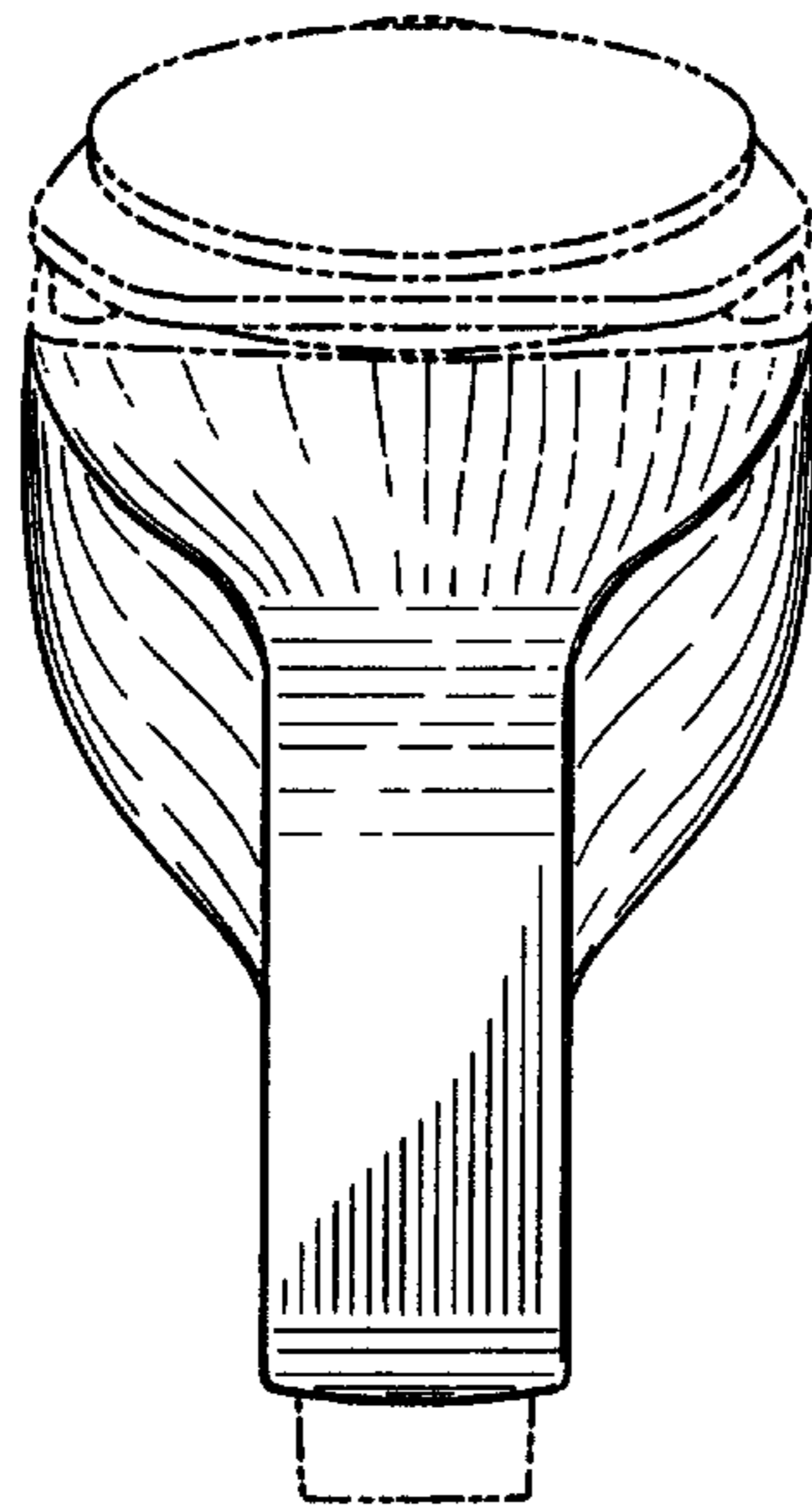


FIG. 3

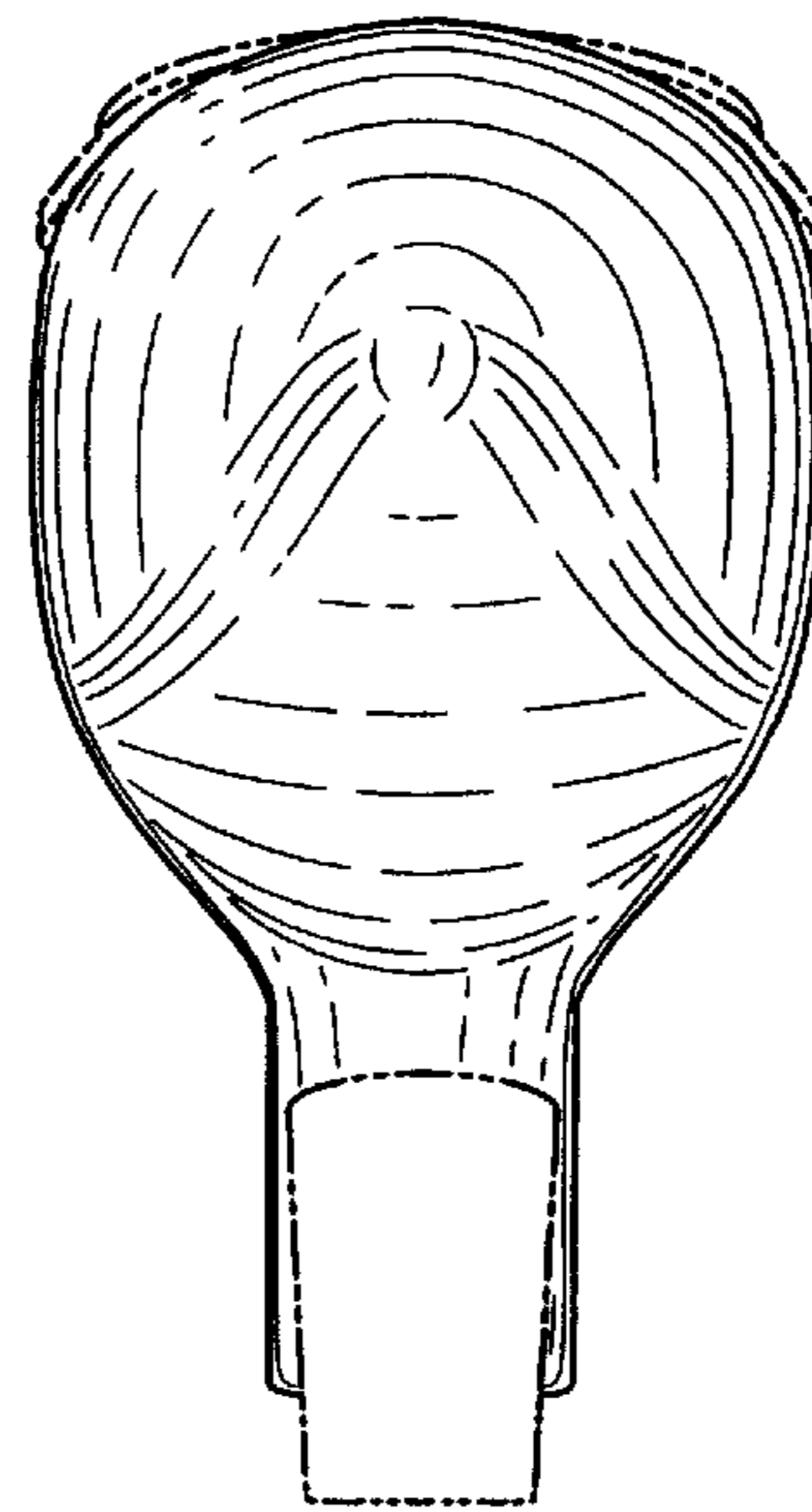


FIG. 4

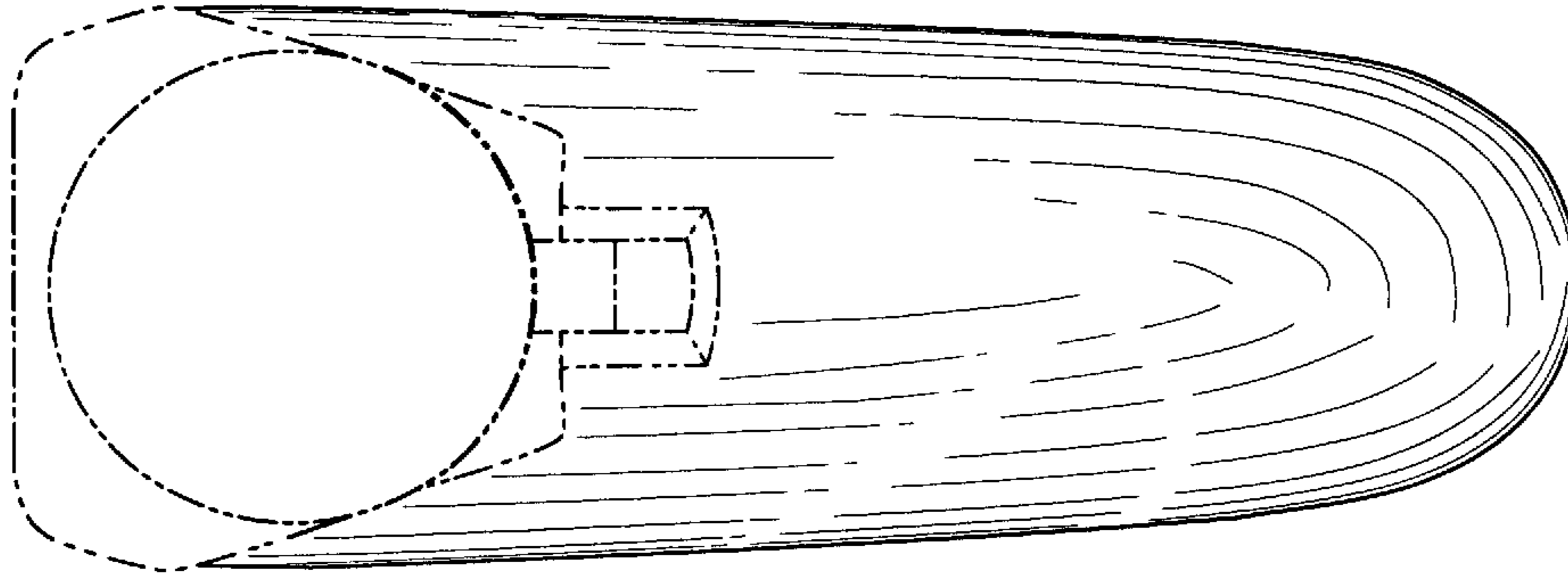


FIG. 5

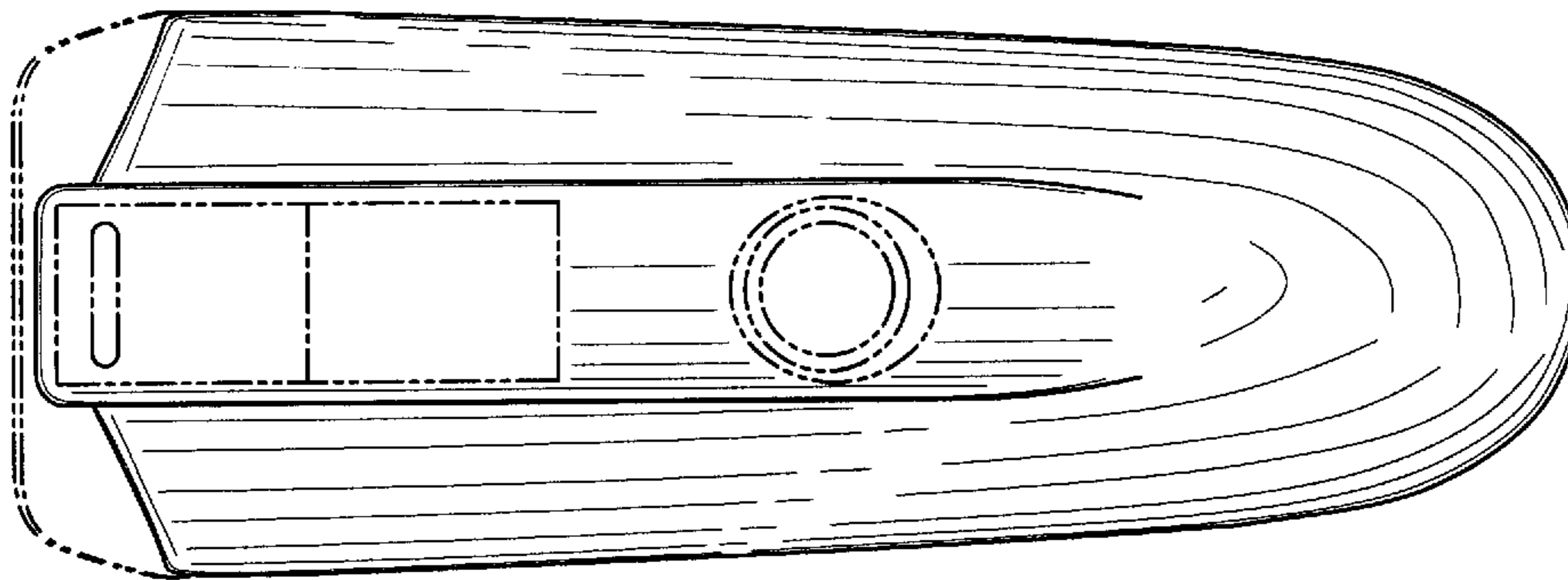


FIG. 6