



US00D544040S

(12) **United States Design Patent**
Burns

(10) **Patent No.:** **US D544,040 S**

(45) **Date of Patent:** **** Jun. 5, 2007**

(54) **PROMOTIONAL DEVICE**

(75) Inventor: **Iain Keatings Burns**, Weybridge (GB)

(73) Assignee: **KYP Holdings PLC**, London (GB)

(**) Term: **14 Years**

(21) Appl. No.: **29/268,181**

(22) Filed: **Nov. 1, 2006**

Related U.S. Application Data

(62) Division of application No. 29/231,420, filed on Jun. 6, 2005.

(30) **Foreign Application Priority Data**

Dec. 9, 2004 (EM) 000268800

(51) **LOC (8) Cl.** **20-03**

(52) **U.S. Cl.** **D20/19; D20/18; D20/22**

(58) **Field of Classification Search** D20/10,
D20/11, 18, 19, 20, 21, 42, 99; D10/102;
D18/10; D19/64; 40/491, 492; 434/344
See application file for complete search history.

(56) **References Cited**

U.S. PATENT DOCUMENTS

- 1,063,577 A 6/1913 Moran
- 1,513,017 A 10/1924 Thornburg
- 2,222,272 A 11/1940 Wesner
- 2,923,070 A 2/1960 Resnick
- 3,200,517 A 8/1965 Amerigo
- D267,415 S 12/1982 Hornblad
- D307,300 S 4/1990 Morelle
- 5,136,965 A * 8/1992 Tamburro, Jr. 116/321
- 5,259,133 A 11/1993 Burtch

- D351,423 S 10/1994 Cassidy, Jr.
- 5,450,680 A 9/1995 Bromberg
- D375,526 S * 11/1996 Londino D20/18
- 5,611,161 A 3/1997 Murphy
- 5,778,578 A 7/1998 Drapcho et al.
- 6,153,039 A 11/2000 Jacobsen
- 6,237,265 B1 5/2001 Crowell
- 6,513,270 B1 2/2003 Mackenzie
- 6,643,961 B1 11/2003 Hluchan
- D508,956 S 8/2005 Gaston

* cited by examiner

Primary Examiner—Robert M. Spear

(74) *Attorney, Agent, or Firm*—Venable LLP; Robert Kinberg

(57) **CLAIM**

The ornamental design for a promotional device, as shown and described.

DESCRIPTION

FIG. 1 is a perspective view from the top-left side of the promotional device showing our new design with inserts partially inserted;

FIG. 2 is a front view of the design shown in FIG. 1 with inserts partially inserted;

FIG. 3 is a rear view of the design shown in FIG. 1 with inserts partially inserted;

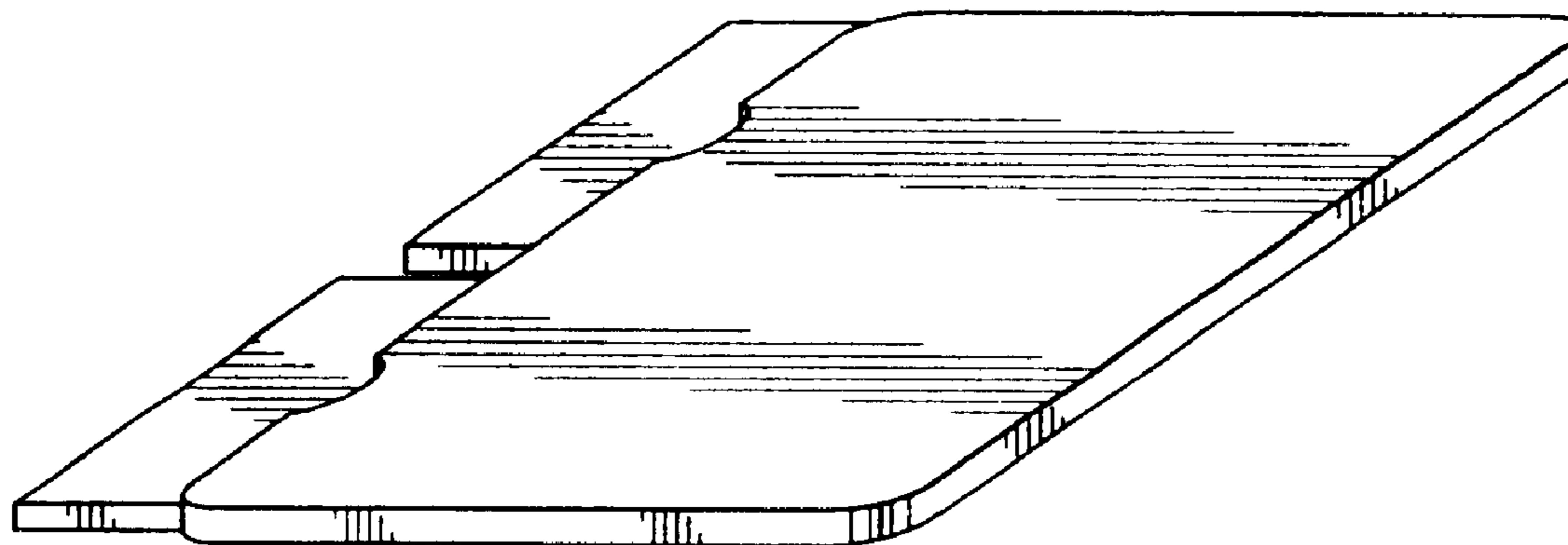
FIG. 4 is a left side view of the design shown in FIG. 1;

FIG. 5 is a right side view of the design shown in FIG. 1 with inserts removed for clarity of disclosure;

FIG. 6 is a top view of the design shown in FIG. 1 with inserts removed for clarity of disclosure and shaded areas indicating the positions of indented portions; and,

FIG. 7 is a bottom view of the design shown in FIG. 1.

1 Claim, 2 Drawing Sheets



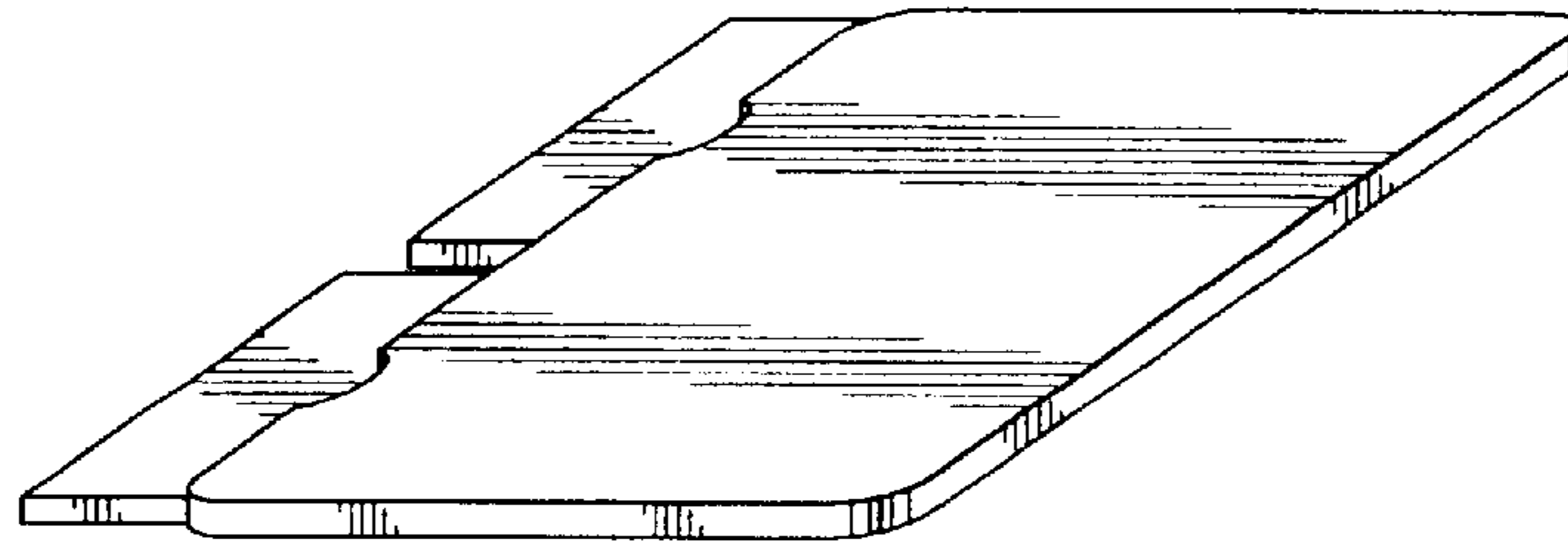


FIG. 1

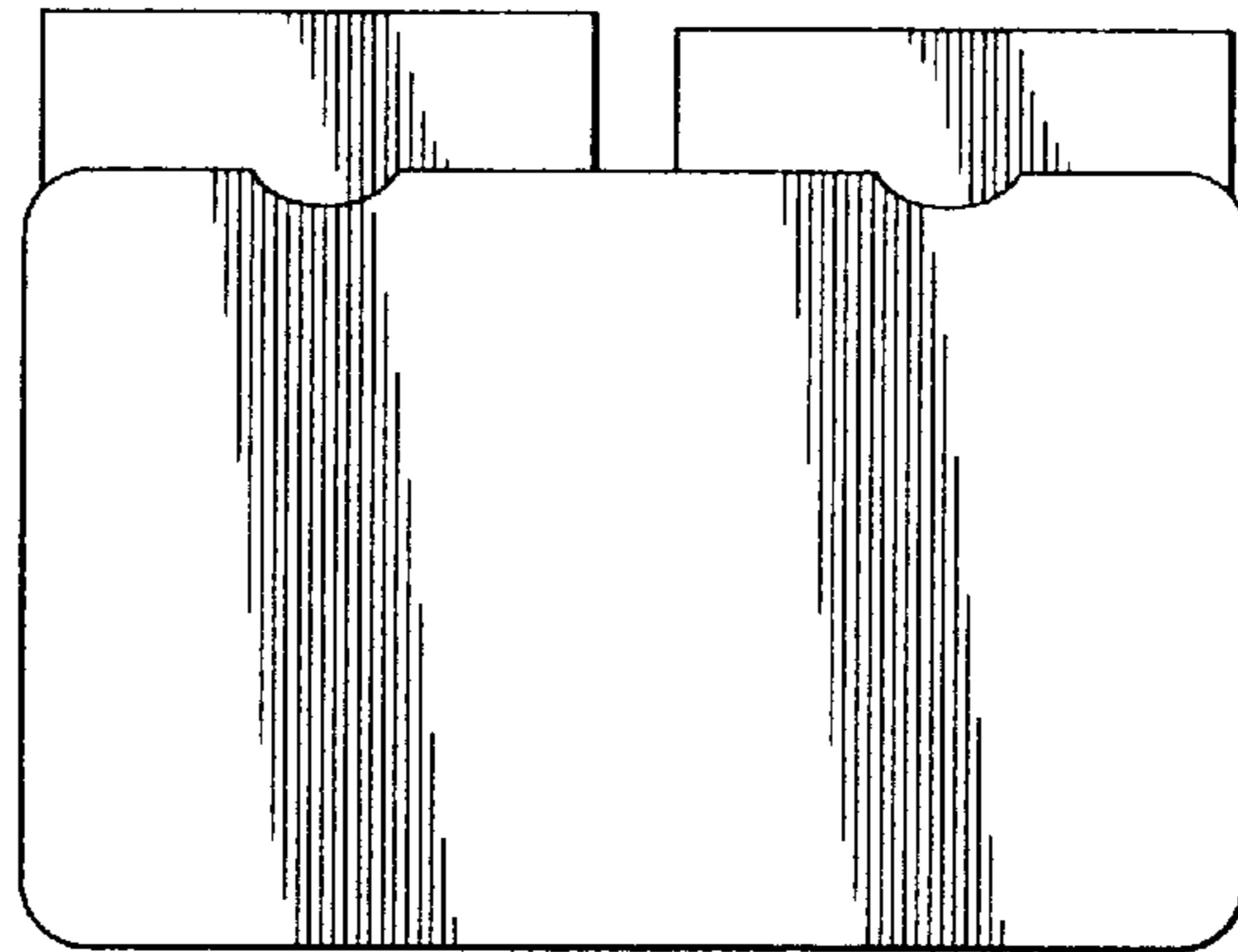


FIG. 2

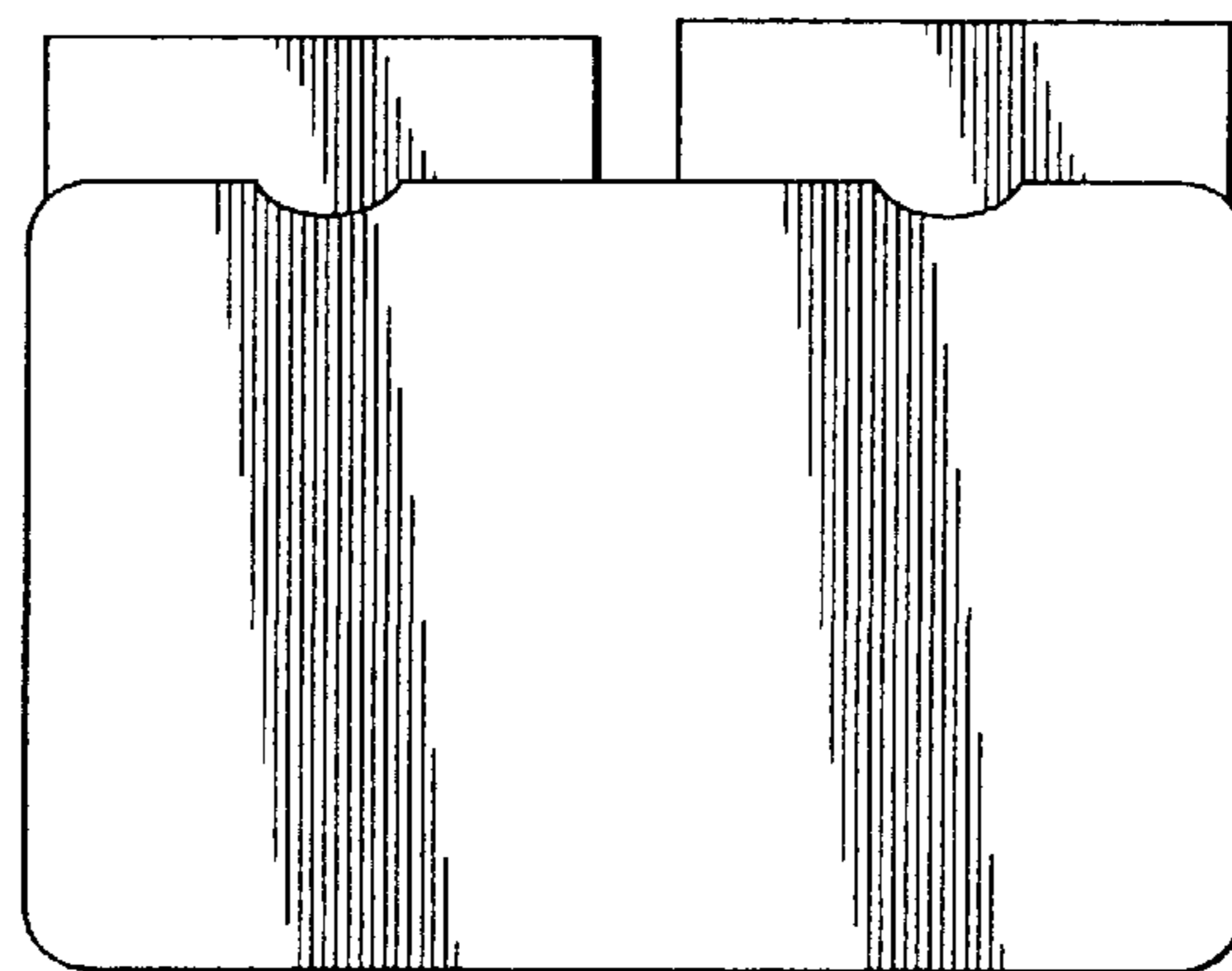


FIG. 3



FIG. 4



FIG. 5



FIG. 6



FIG. 7