

US00D544038S

(12) **United States Design Patent**  
**Kaoh et al.**

(10) **Patent No.: US D544,038 S**  
(45) **Date of Patent: \*\* Jun. 5, 2007**

(54) **OPEN SIGN**

(76) Inventors: **Andy Kaoh**, 235 Chung-Ho Box 8-24,  
Taipei (TW); **Shieh-Hwei Lee Chen**,  
235 Chung-Ho Box 8-24, Taipei (TW)

(\*\*) Term: **14 Years**

(21) Appl. No.: **29/262,770**

(22) Filed: **Jul. 12, 2006**

(51) **LOC (8) Cl.** ..... **20-03**

(52) **U.S. Cl.** ..... **D20/10**

(58) **Field of Classification Search** ..... D20/10,  
D20/19, 21, 42, 99; 362/81, 551, 555, 559,  
362/561, 562, 811, 812; 40/130, 538, 540-553,  
40/564, 572, 574, 584, 606.12, 644; D26/31  
See application file for complete search history.

(56) **References Cited**

**U.S. PATENT DOCUMENTS**

D243,639 S	*	3/1977	Escalante	.....	D20/10
D456,850 S	*	5/2002	Fallon	.....	D20/10
D460,490 S	*	7/2002	Fallon	.....	D20/10
D461,846 S	*	8/2002	Fallon	.....	D20/10
D477,032 S	*	7/2003	Fallon	.....	D20/10
D516,125 S	*	2/2006	Fincher	.....	D20/10

**OTHER PUBLICATIONS**

Open Sign—Arter NeonSigns, Arter NeonSigns Online Store, <http://www.arterneon.com/ShowImage.asp?img=images/enlarge/20153.gif>.\*

\* cited by examiner

*Primary Examiner*—Robert M. Spear  
*Assistant Examiner*—Mary Ann Calabrese

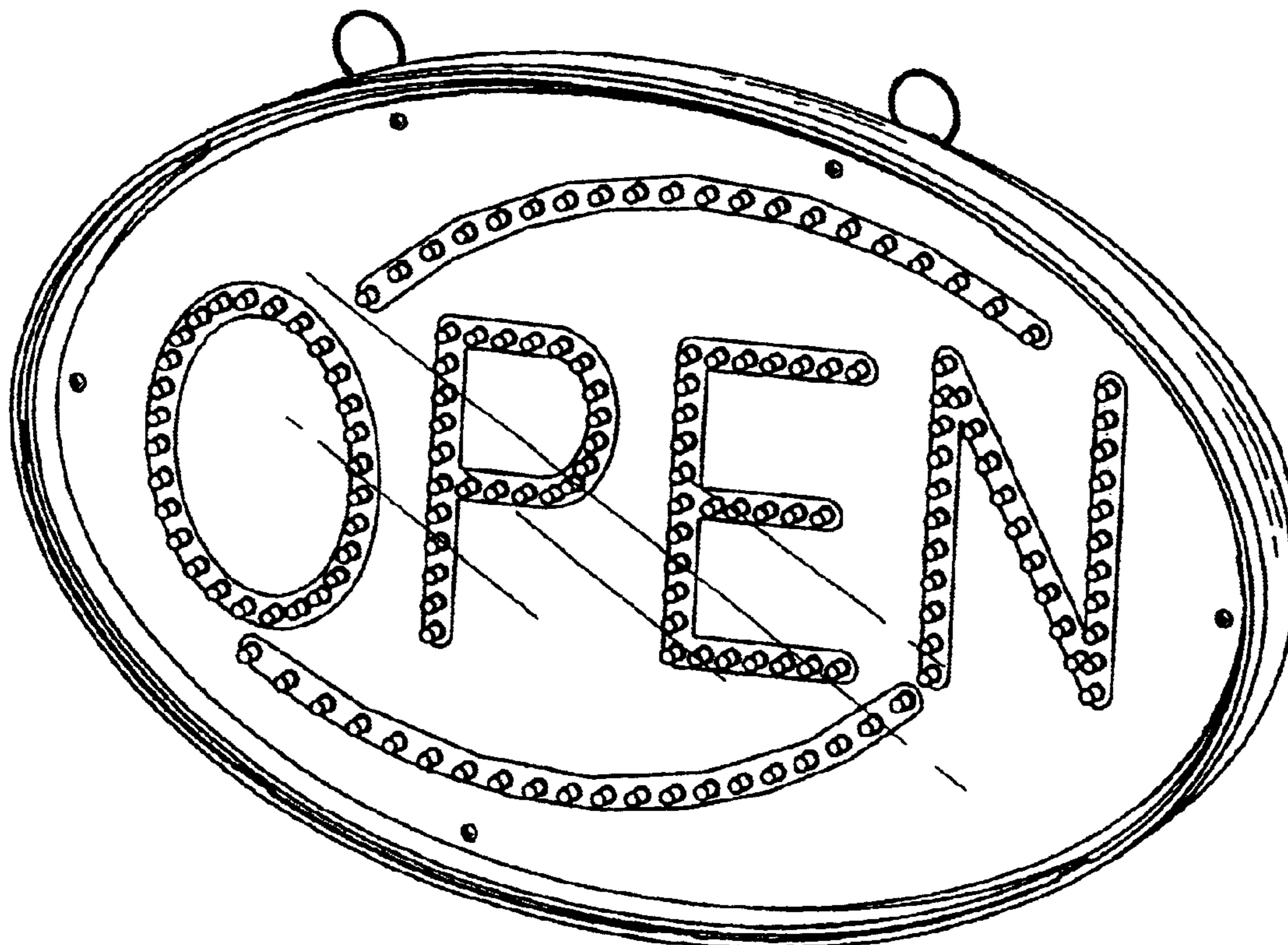
(57) **CLAIM**

The ornamental design for an open sign, as shown and described.

**DESCRIPTION**

FIG. 1 is a perspective view of a open sign showing my new design  
FIG. 2 is a front elevational view thereof  
FIG. 3 is a rear elevational view thereof.  
FIG. 4 is a left side view thereof  
FIG. 5 is a right side view thereof  
FIG. 6 is a top plan view thereof  
FIG. 7 is a bottom plan view thereof; and,  
FIG. 8 is an exploded view the present invention.

**1 Claim, 8 Drawing Sheets**






Fig. 1

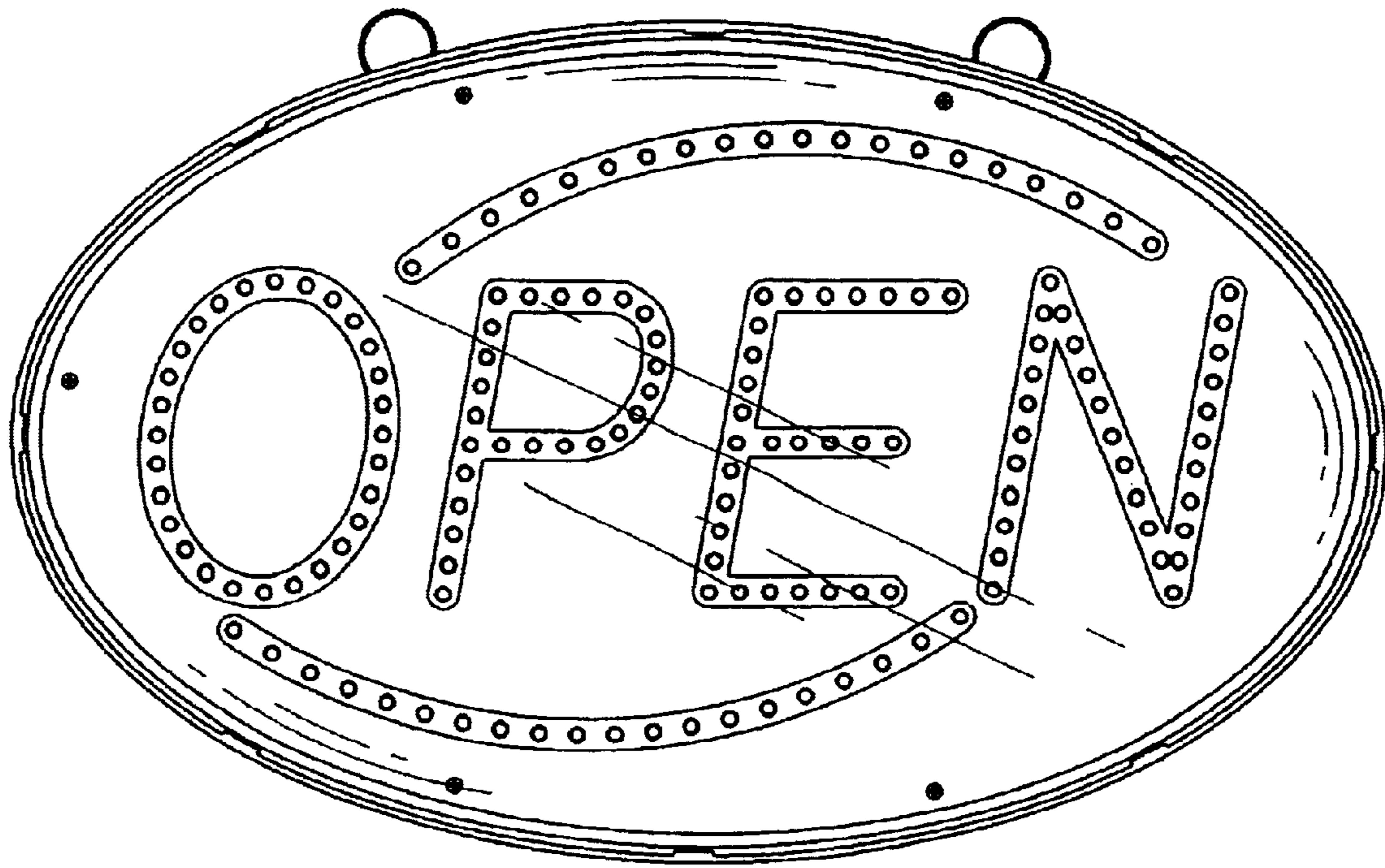


Fig. 2

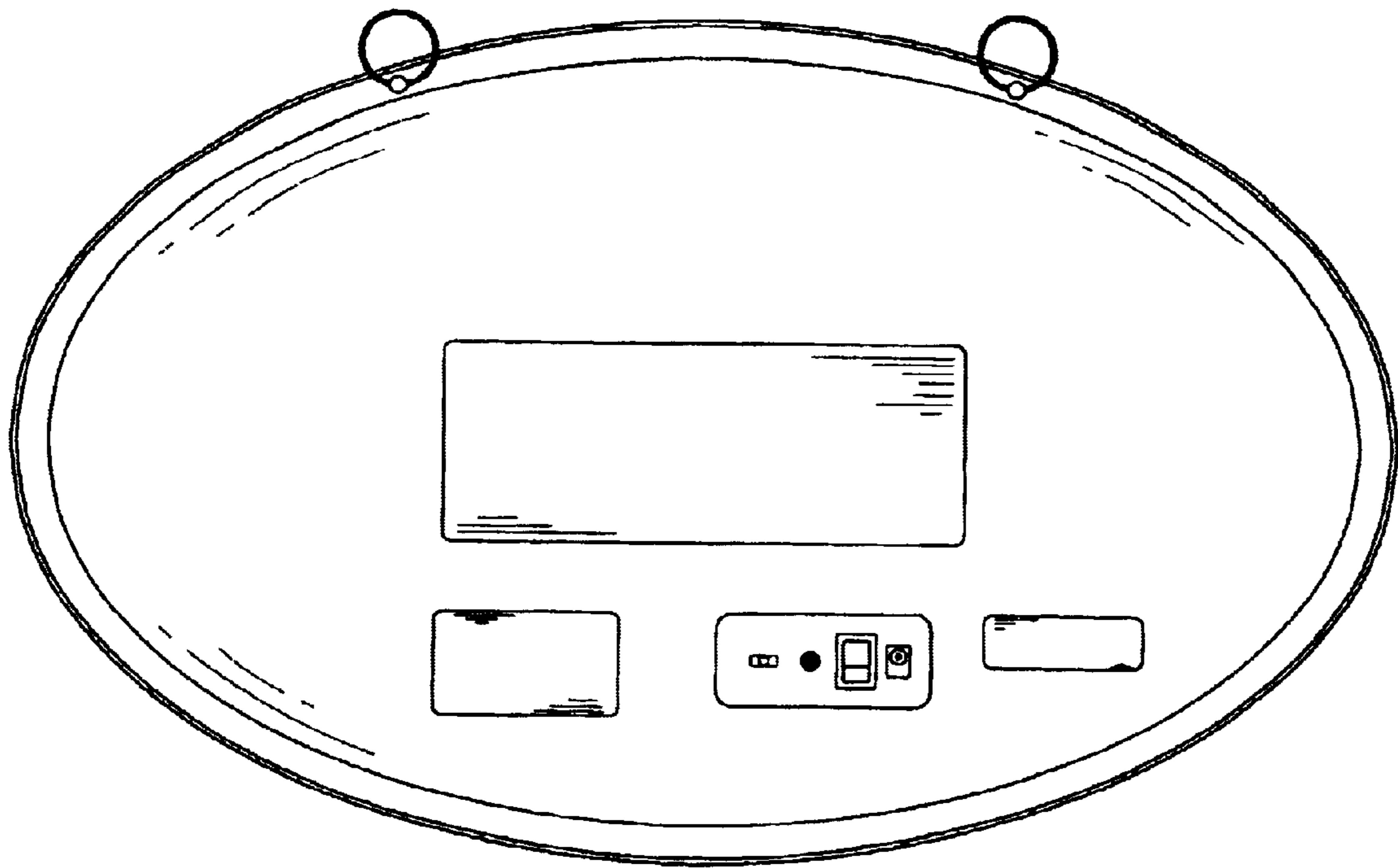


Fig. 3




Fig. 4




Fig. 5




Fig. 6

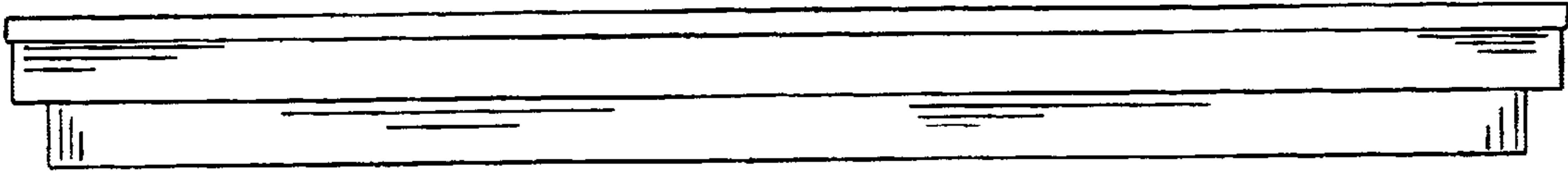


Fig. 7






Fig. 8