



US00D544034S

(12) **United States Design Patent**
Qiu

(10) **Patent No.:** **US D544,034 S**

(45) **Date of Patent:** **** Jun. 5, 2007**

(54) **HIGHLIGHTER**

(75) Inventor: **Zhiming Qiu**, Ningbo (CN)

(73) Assignee: **Beifa Group Co., Ltd.**, Ningbo (CN)

(**) Term: **14 Years**

(21) Appl. No.: **29/232,868**

(22) Filed: **Jun. 24, 2005**

(30) **Foreign Application Priority Data**

Mar. 7, 2005 (CN) 2005 3 0008664

(51) **LOC (8) Cl.** **19-06**

(52) **U.S. Cl.** **D19/43**

(58) **Field of Classification Search** D19/36,
D19/37, 41-51, 54-57, 35; 24/11 R, 11 F,
24/11 P; 401/52, 99, 100, 104, 105, 106,
401/107, 108, 109, 192, 195, 243-247, 262,
401/264, 196

See application file for complete search history.

(56) **References Cited**

U.S. PATENT DOCUMENTS

D260,272 S *	8/1981	Horntrich	D19/43
D282,378 S *	1/1986	Ohyabu et al.	D19/43
D295,537 S *	5/1988	Davidson et al.	D19/43
D309,913 S *	8/1990	Shintani	D19/43
D329,253 S *	9/1992	Sekiguchi	D19/43
D340,947 S *	11/1993	Tu	D19/43
D394,876 S *	6/1998	Chuang	D19/53
D399,253 S *	10/1998	Raymond	D19/36
D409,661 S *	5/1999	Izushima	D19/57
D411,237 S *	6/1999	Izushima	D19/66
D426,572 S *	6/2000	Salemme et al.	D19/47
D462,386 S *	9/2002	Iwase et al.	D19/43
D480,422 S *	10/2003	Belmondo	D19/43
D484,186 S *	12/2003	Monti	D19/43
D487,775 S *	3/2004	Keda	D19/51

D487,776 S *	3/2004	Keda	D19/57
D489,087 S *	4/2004	Kent	D19/43
D489,405 S *	5/2004	Qiu	D19/43
D492,963 S *	7/2004	Qiu	D19/43
D497,640 S *	10/2004	Qiu	D19/43
D498,258 S *	11/2004	Song	D19/43
D501,509 S *	2/2005	Lecce	D19/51
D505,976 S *	6/2005	Qiu	D19/43
D508,948 S *	8/2005	Metaxatos et al.	D19/43

* cited by examiner

Primary Examiner—Elizabeth A. Albert

(74) *Attorney, Agent, or Firm*—Christensen O'Connor Johnson Kindness PLLC

(57) **CLAIM**

The ornamental design for a highlighter, as shown and described.

DESCRIPTION

FIG. 1 is a front right perspective view of a highlighter showing my new design;

FIG. 2 is an exploded rear right perspective view of the highlighter shown in FIG. 1;

FIG. 3 is a rear right perspective view of the highlighter in FIG. 1 shown without the cap for convenience;

FIG. 4 is a bottom plan view of the highlighter shown in FIG. 1;

FIG. 5 is a top plan view thereof;

FIG. 6 is a left side elevational view thereof;

FIG. 7 is a front elevational view thereof;

FIG. 8 is a right side elevational view thereof; and,

FIG. 9 is a rear elevational view thereof.

The stippling shown on part of the highlighter represents a surface texture.

1 Claim, 4 Drawing Sheets

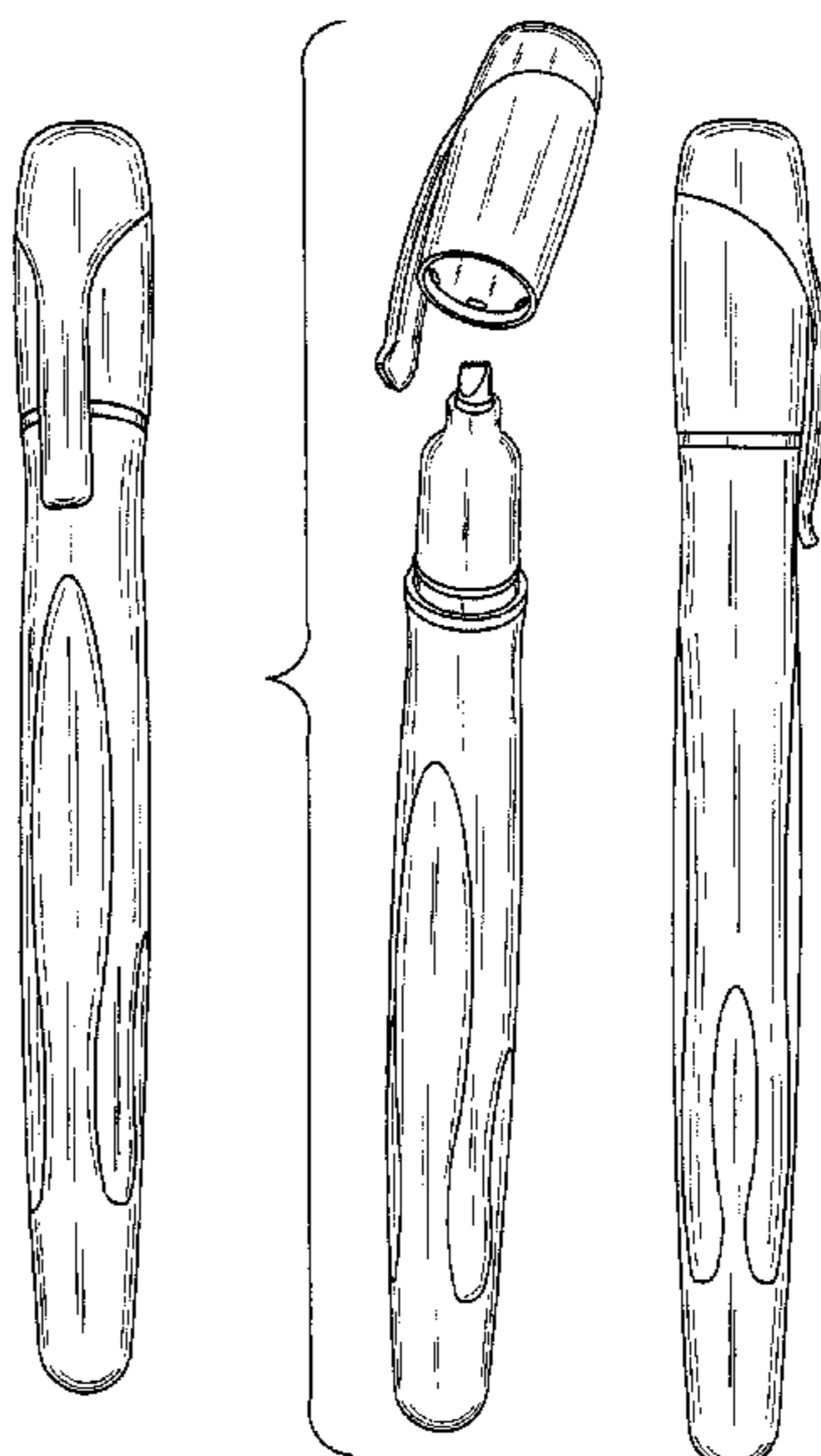


Fig. 1.




Fig. 2.

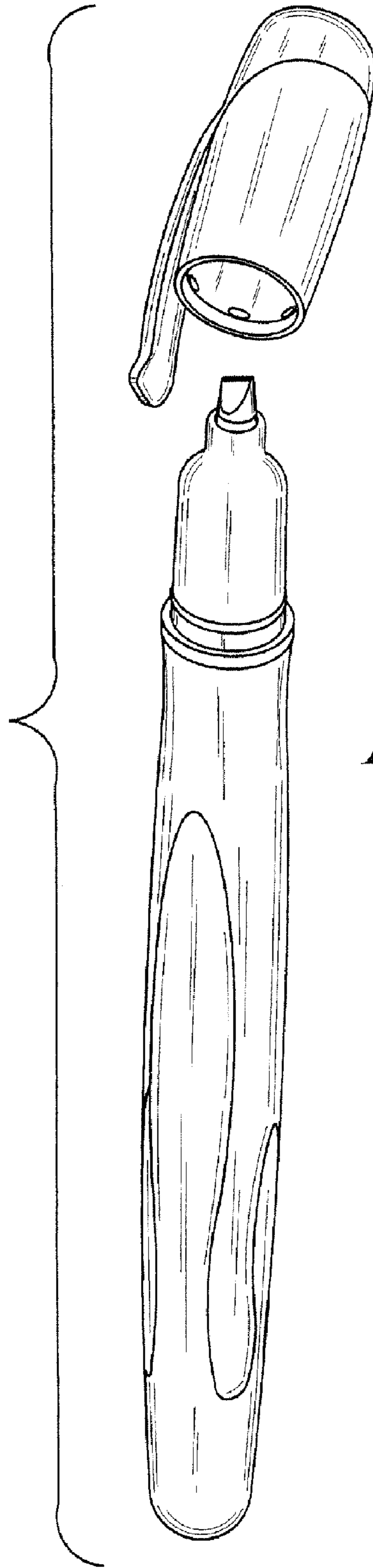


Fig. 3.

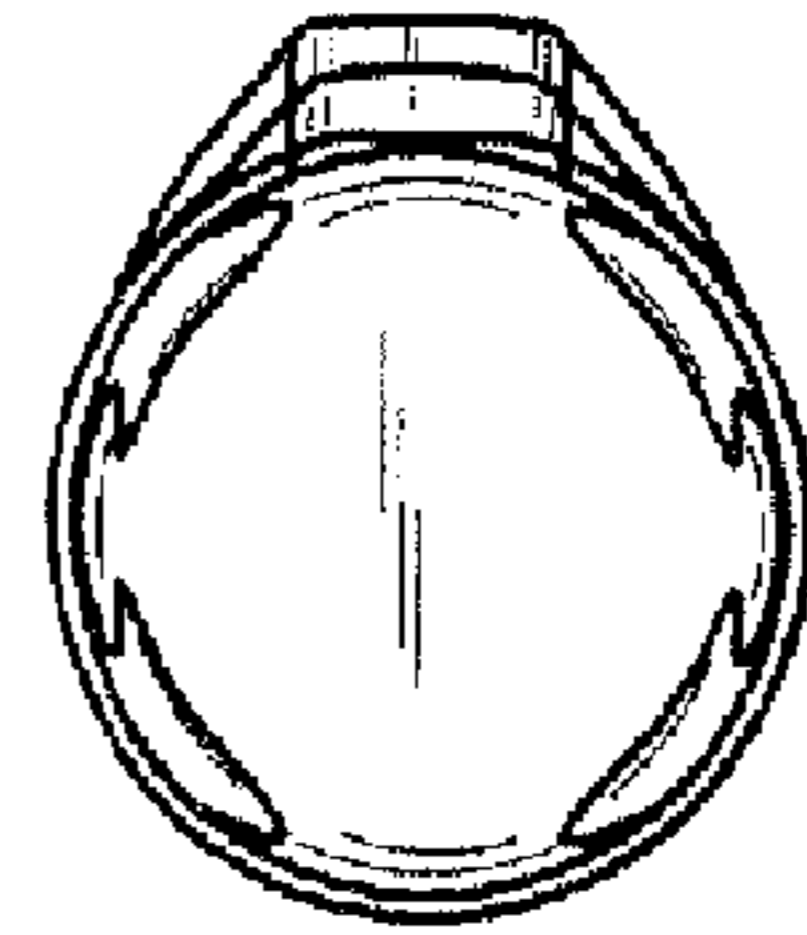
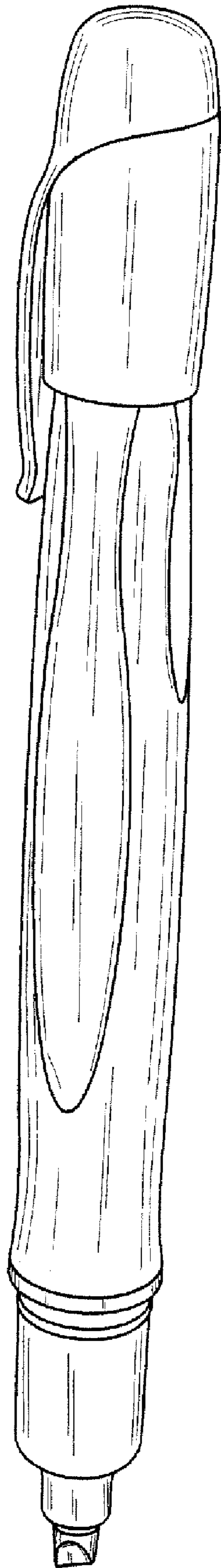


Fig. 4.

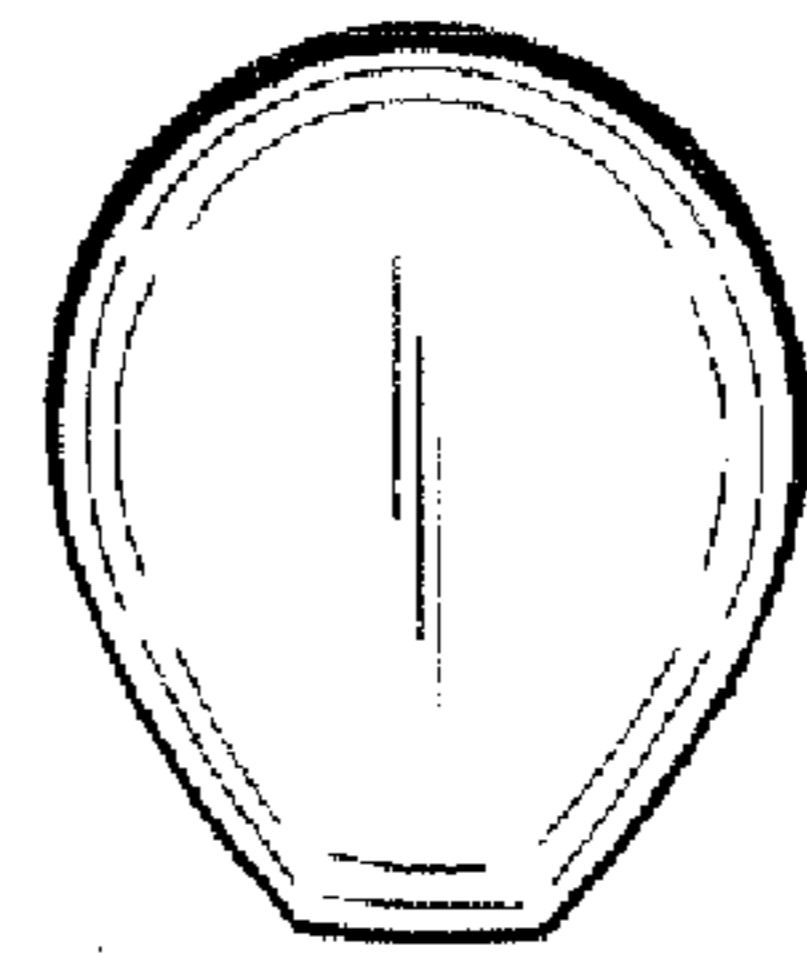


Fig. 5.




Fig. 6.




Fig. 7.




Fig. 8.




Fig. 9.

UNITED STATES PATENT AND TRADEMARK OFFICE
CERTIFICATE OF CORRECTION

PATENT NO. : Des. 544,034 S
APPLICATION NO. : 29/232868
DATED : June 5, 2007
INVENTOR(S) : Z. Qiu

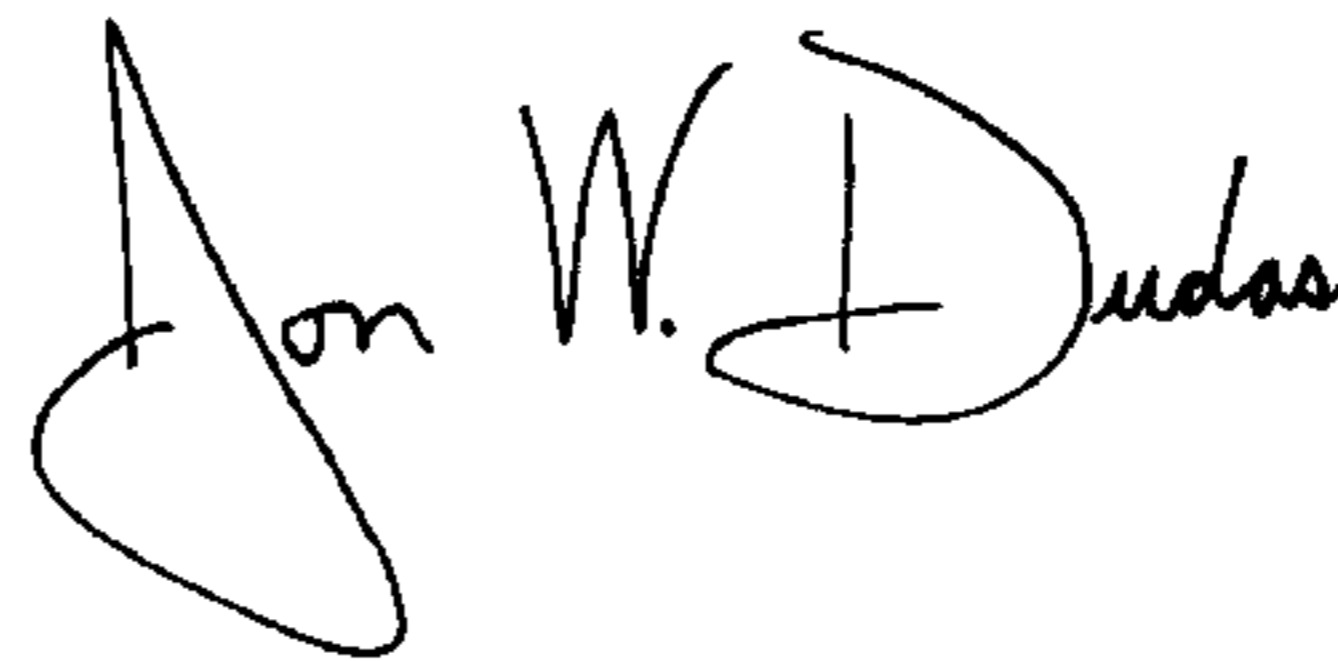
Page 1 of 1

It is certified that error appears in the above-identified patent and that said Letters Patent is hereby corrected as shown below:

<u>COLUMN</u>	<u>LINE</u>	<u>ERROR</u>
(30) Pg. 1, col. 1	Foreign Appl'n Priority Data	“2005 3 0008664” should read --2005 3 0008664--
(57) Pg. 1, col. 2	Description, line 6	“FIG. 3 is a rear right perspective view of the highlighter in FIG. 1 shown without the cap for convenience;” should read --FIG. 3 is a rear right perspective view of the highlighter shown in FIG. 1 with the highlighter cap removed and placed on the opposite end of the highlighter;--
(57) Pg. 1, col. 2	Description, line 15	delete “The stippling shown on part of the highlighter represents a surface texture.”

Signed and Sealed this

Twenty-fifth Day of December, 2007



JON W. DUDAS

Director of the United States Patent and Trademark Office