

US00D544025S

(12) **United States Design Patent**
Lennox

(10) **Patent No.:** **US D544,025 S**

(45) **Date of Patent:** **** Jun. 5, 2007**

(54) **SPRING-BRIDGE FOR EYEWEAR**

(75) Inventor: **D. Michael Lennox**, North Attleboro,
MA (US)

(73) Assignee: **The Hilsinger Company**, Plainville,
MA (US)

(**) Term: **14 Years**

(21) Appl. No.: **29/246,819**

(22) Filed: **May 12, 2006**

(51) **LOC (8) Cl.** **16-06**

(52) **U.S. Cl.** **D16/332; 16/327**

(58) **Field of Classification Search** D16/300-330,
D16/332-333; 351/41, 44, 47-48, 51-52,
351/57, 59, 67, 90, 124-136, 158; 2/443,
2/445

See application file for complete search history.

(56) **References Cited**

U.S. PATENT DOCUMENTS

533,987	A	2/1895	Franc, Jr.	
1,280,515	A *	10/1918	Mauhart	351/47
1,558,715	A	10/1925	Strauss	
1,586,110	A	5/1926	Newhouse	
1,636,339	A *	7/1927	Welsh	351/90
1,909,796	A	5/1933	Anderson	
2,159,710	A	5/1939	Reichert	
2,351,287	A *	6/1944	Reichert	351/48
2,607,919	A *	8/1952	Stegeman	2/443
3,600,069	A *	8/1971	McNeill	351/47
4,647,165	A *	3/1987	Lewis	351/59
D329,446	S *	9/1992	Negishi	D16/332
5,929,963	A *	7/1999	McNeal	351/47
6,244,704	B1	6/2001	Xiao	351/47
6,371,612	B1	4/2002	Barrows	351/48

6,371,614	B1	4/2002	Herman	351/126
D461,835	S *	8/2002	Onodera	D16/332
6,557,996	B2	5/2003	Lavie	351/47
6,685,314	B1	2/2004	Friedman	351/128
6,755,521	B1	6/2004	Begg	351/48
D493,189	S *	7/2004	Canavan	D16/330
7,055,951	B2 *	6/2006	Canavan et al.	351/57

FOREIGN PATENT DOCUMENTS

WO WO 94/14101 6/1994

* cited by examiner

Primary Examiner—T. Chase Nelson

Assistant Examiner—Barbara Blanton Lohr

(74) *Attorney, Agent, or Firm*—Barlow, Josephs & Holmes,
Ltd.

(57) **CLAIM**

The ornamental design for a spring-bridge for eyewear, as shown and described.

DESCRIPTION

FIG. 1 is a perspective view of a spring-bridge or eyewear showing my new design;

FIG. 2 is a front elevational view thereof;

FIG. 3 is a rear elevational view thereof;

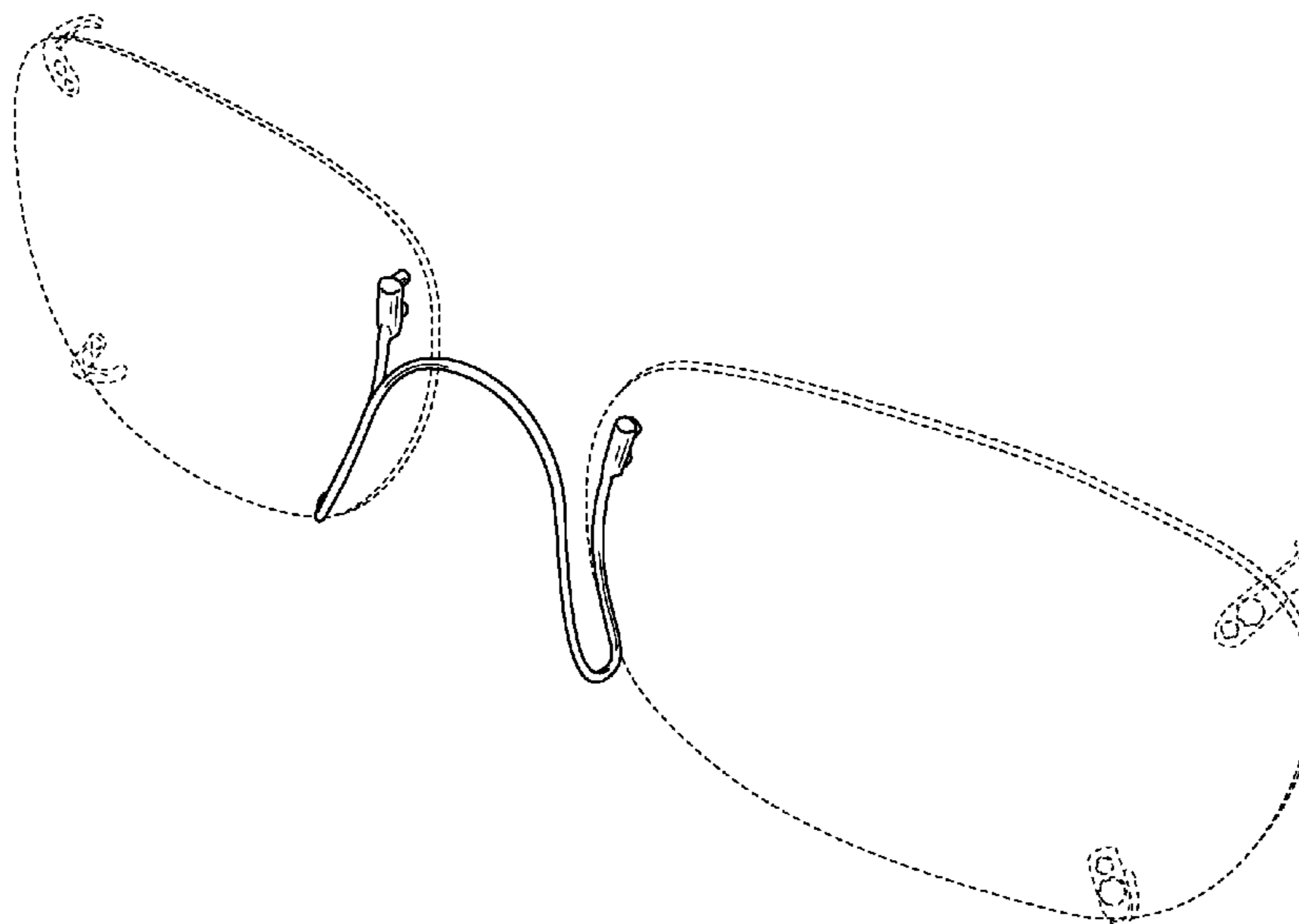
FIG. 4 is a top view thereof;

FIG. 5 is a bottom view thereof; and,

FIG. 6 is a right side elevational view thereof, the left side elevational view being a mirror image thereof.

The broken lines showing the lenses and other structures of the eyewear throughout the drawing views are for illustrative purposes only and form no part of the claimed design.

1 Claim, 4 Drawing Sheets



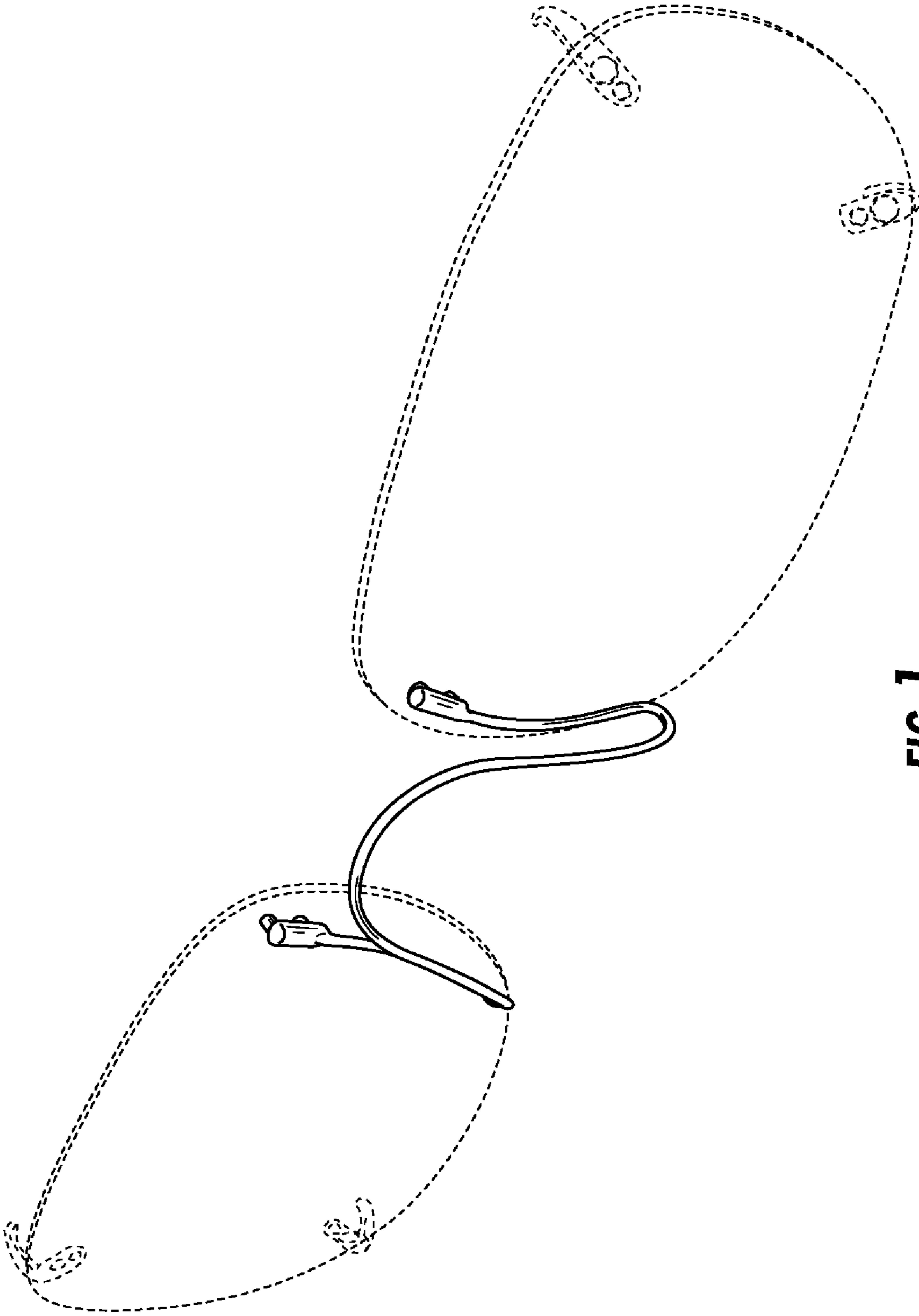


FIG. 1

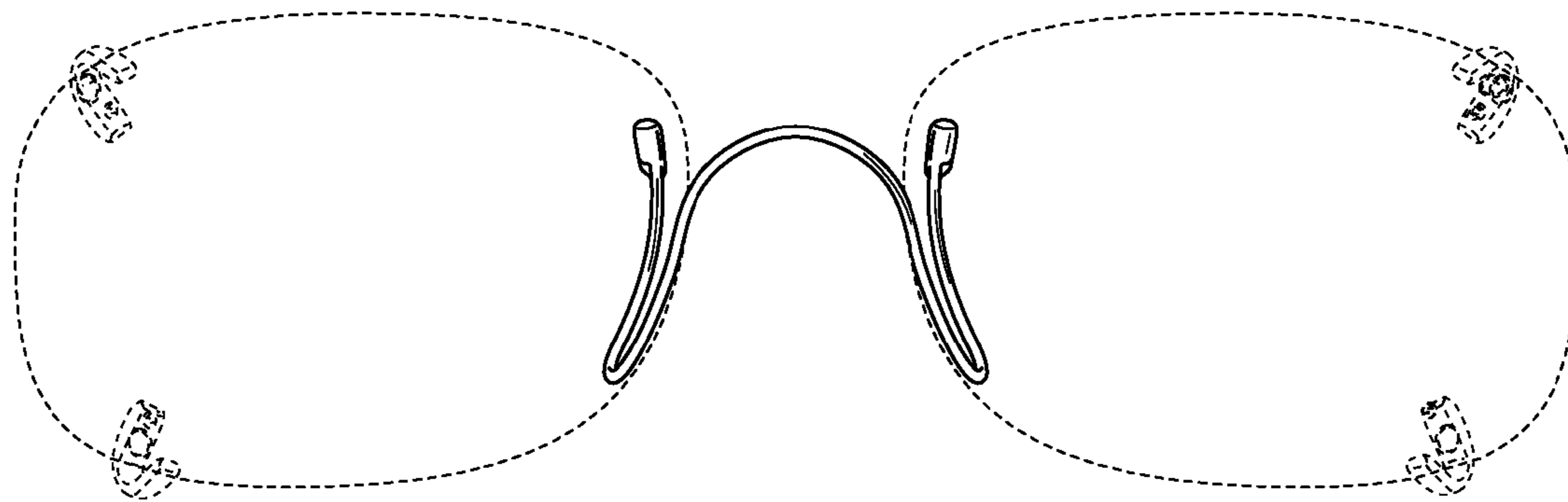


FIG. 2

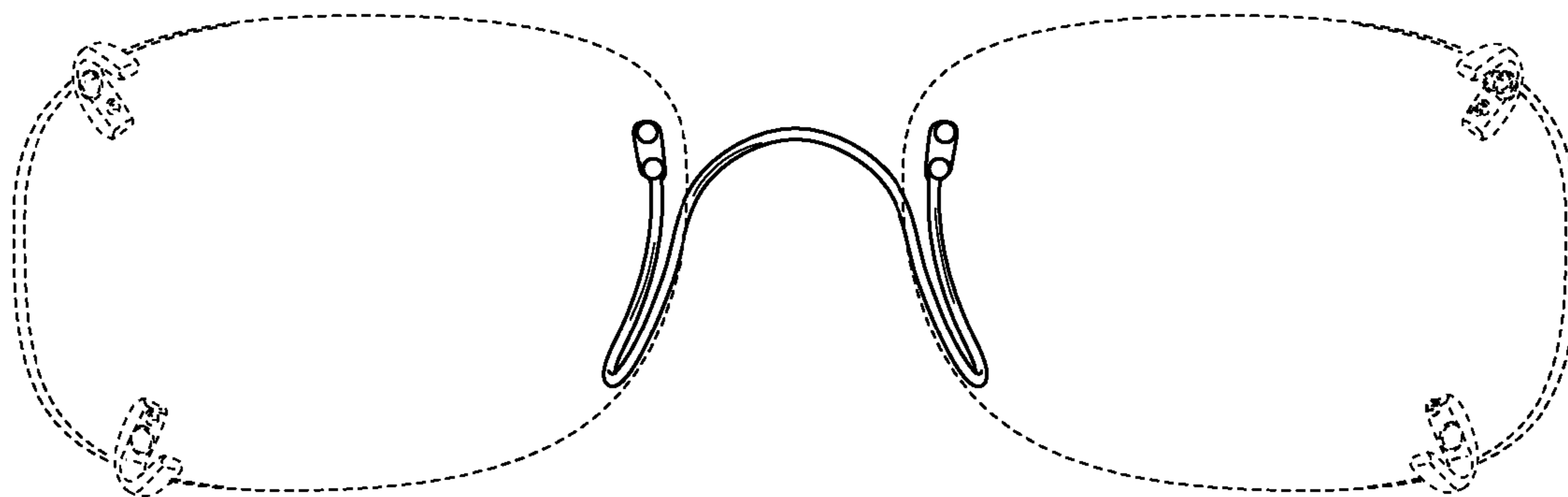


FIG. 3

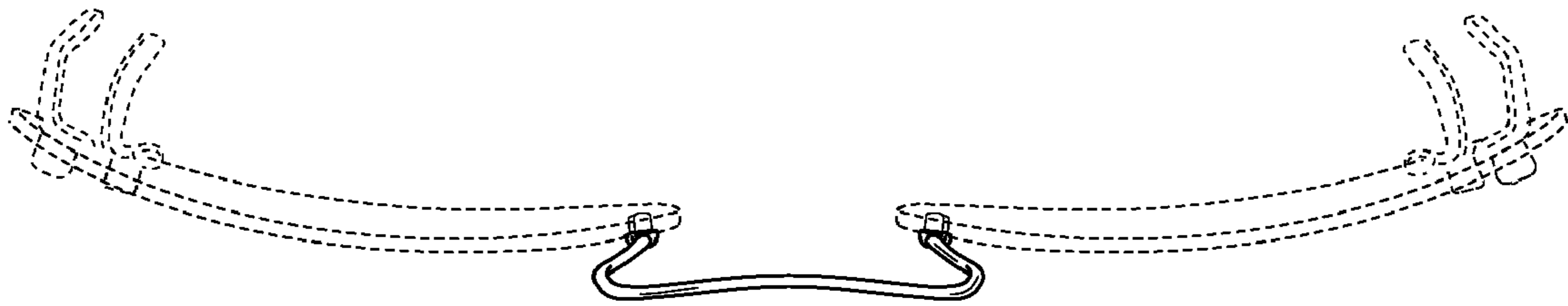


FIG. 4

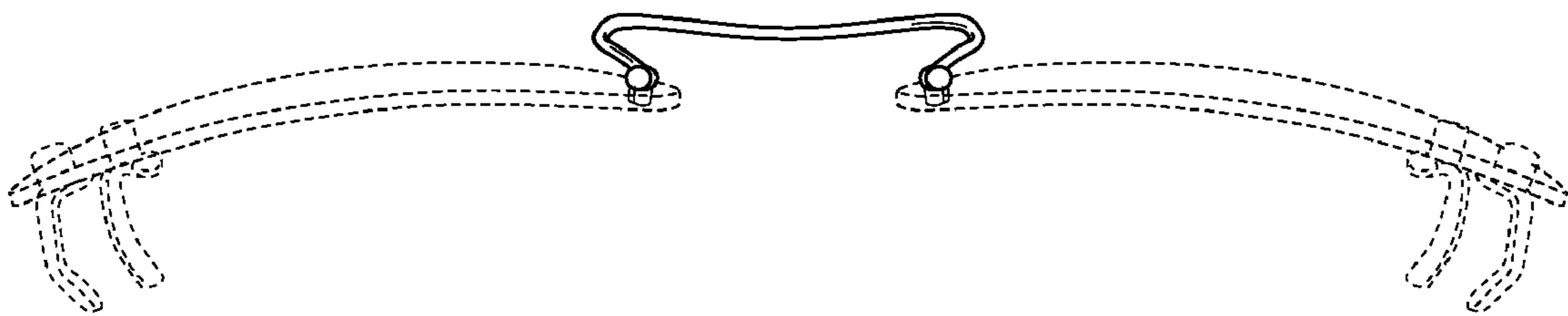


FIG. 5

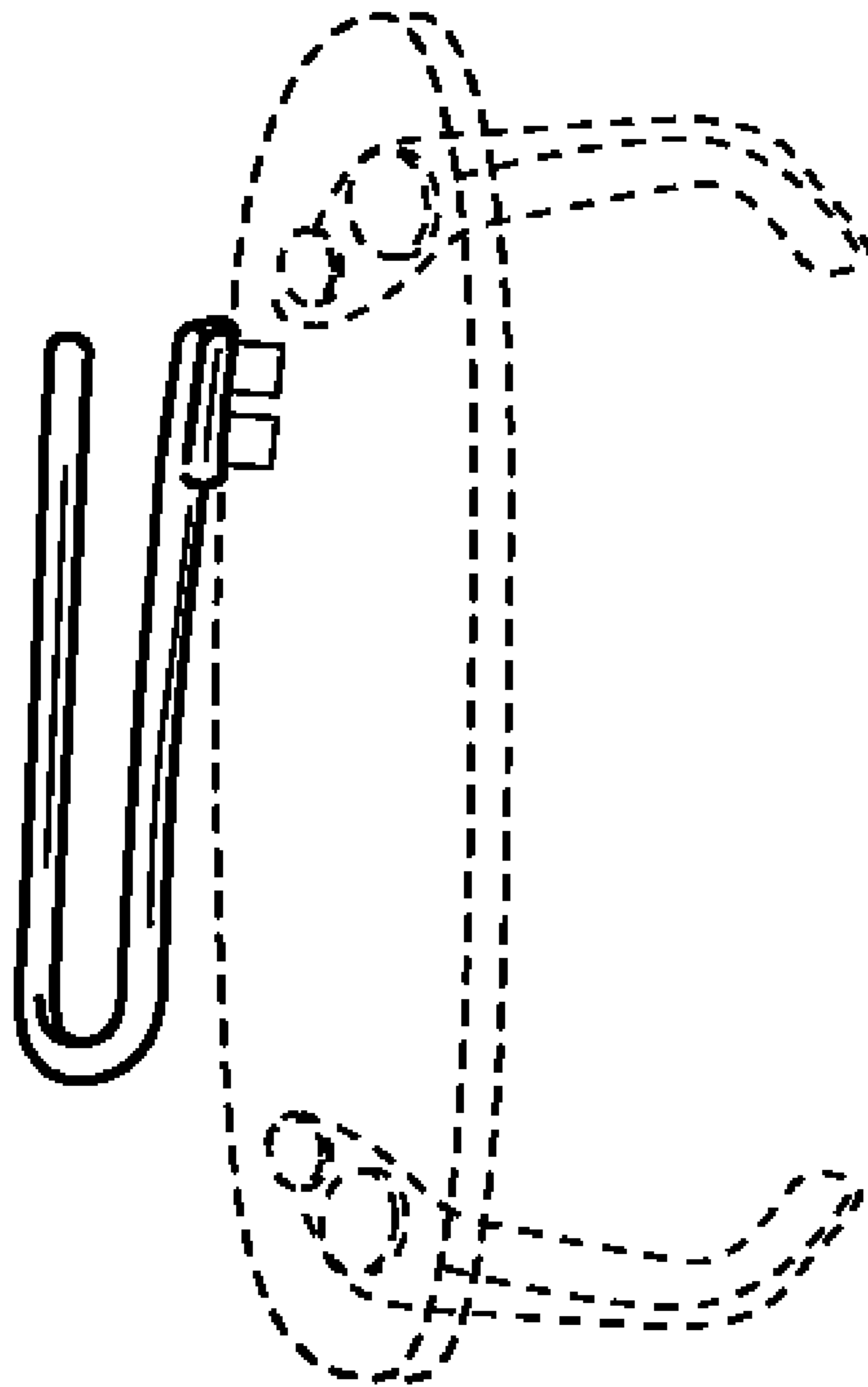


FIG. 6