



US00D543992S

(12) **United States Design Patent**
Vigesaa

(10) **Patent No.:** **US D543,992 S**

(45) **Date of Patent:** **** Jun. 5, 2007**

(54) **IMAGE FOR A PORTION OF A DISPLAY SCREEN**

6,788,987 B2 * 9/2004 Slechta et al. 700/106
6,907,575 B2 * 6/2005 Duarte 715/784
7,089,287 B2 * 8/2006 Bellotti et al. 709/206

(75) Inventor: **Eric B. Vigesaa**, Seattle, WA (US)

* cited by examiner

(73) Assignee: **Microsoft Corporation**, Redmond, WA (US)

Primary Examiner—Ian Simmons

Assistant Examiner—Deanna Fluegeman

(**) Term: **14 Years**

(74) *Attorney, Agent, or Firm*—Banner & Witcoff, Ltd.

(21) Appl. No.: **29/233,258**

(57) **CLAIM**

(22) Filed: **Jun. 30, 2005**

The ornamental design for a image for a portion of a display screen, as shown and described.

(51) **LOC (8) Cl.** **14-04**

(52) **U.S. Cl.** **D14/487**

(58) **Field of Classification Search** D14/485–495;
D18/24–33; D19/6; D20/11; D21/324–333;
715/700–867, 973–977

See application file for complete search history.

DESCRIPTION

FIG. 1 is a front view of a image for a portion of a display screen showing our new design; and,

FIG. 2 is a front view of a image for a portion of a display screen showing an alternative embodiment of our new design.

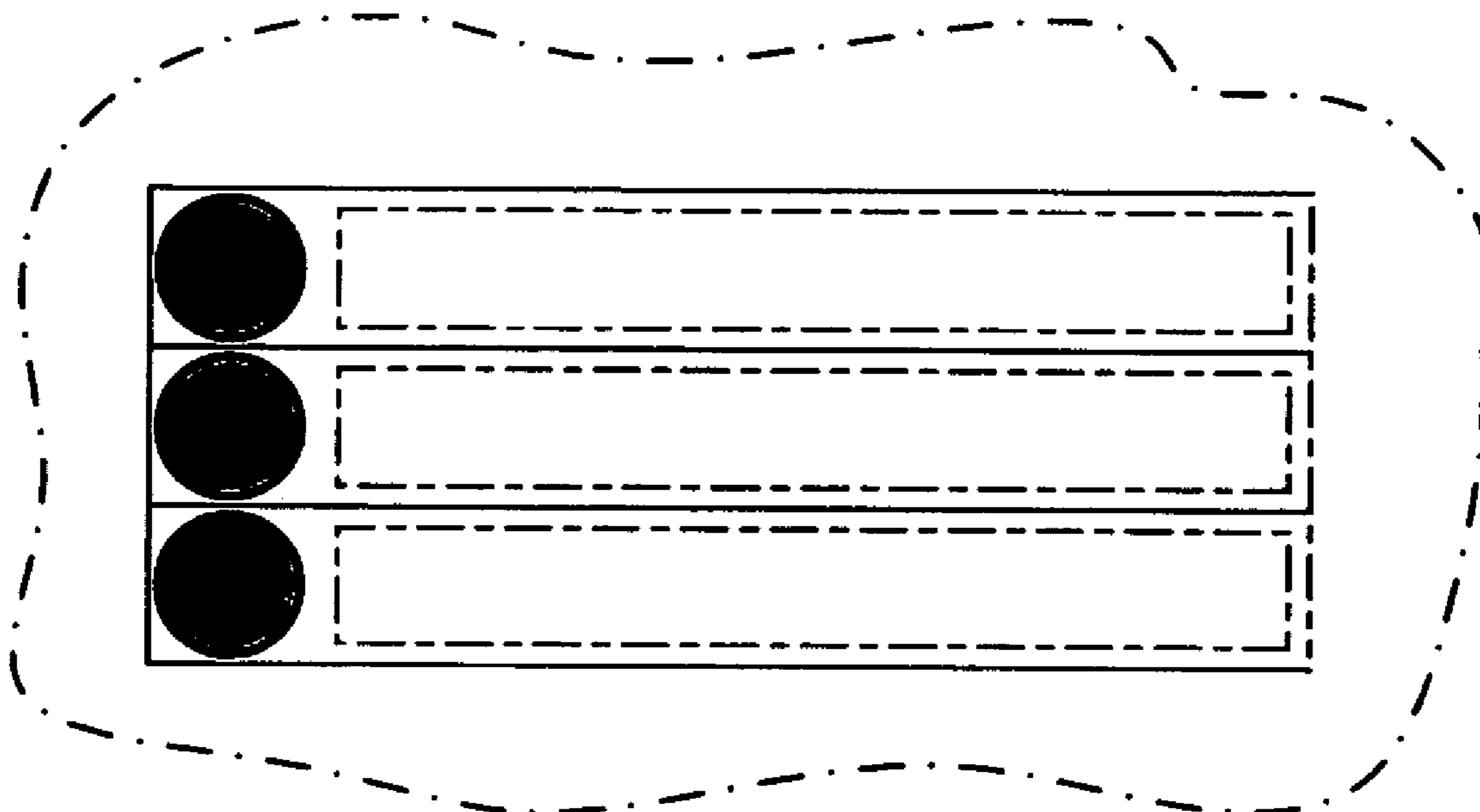
(56) **References Cited**

U.S. PATENT DOCUMENTS

D296,339 S *	6/1988	Wells-Papanek et al. ..	D14/487
D344,102 S *	2/1994	Polak et al.	D20/11
6,005,571 A *	12/1999	Pachauri	715/764
6,034,681 A *	3/2000	Miller et al.	715/748
6,075,575 A *	6/2000	Schein et al.	348/734
6,393,430 B1 *	5/2002	Van Ryzin	707/104.1
6,600,503 B2 *	7/2003	Stautner et al.	715/854

The broken line showing of the interior regions and the areas there within form no part of the claimed design. The broken line on the right side forms an unclaimed boundary of the design. The broken line showing of the portions of the display screen are for illustrative purposes only and form no part of the claimed design.

1 Claim, 1 Drawing Sheet



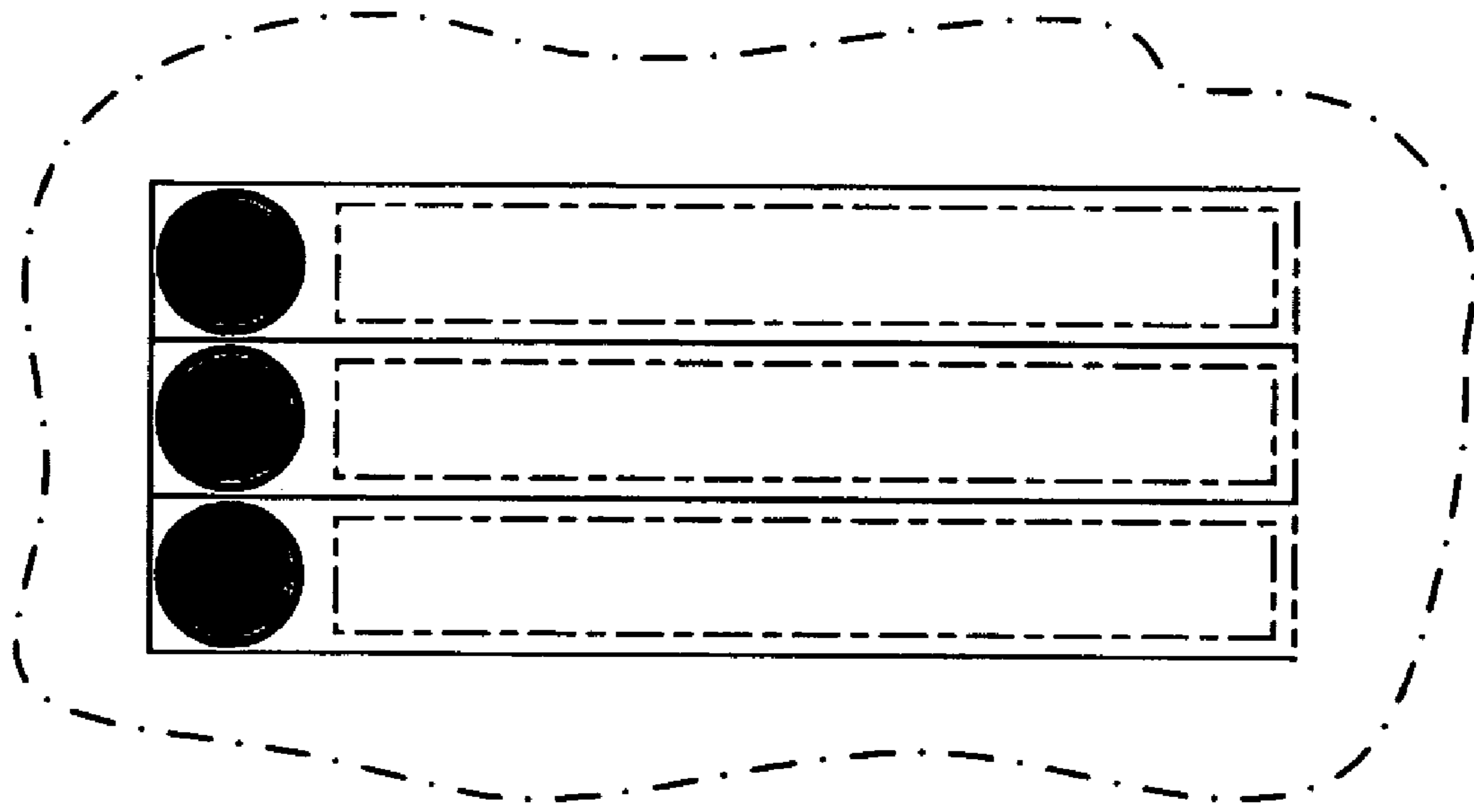


FIG. 1

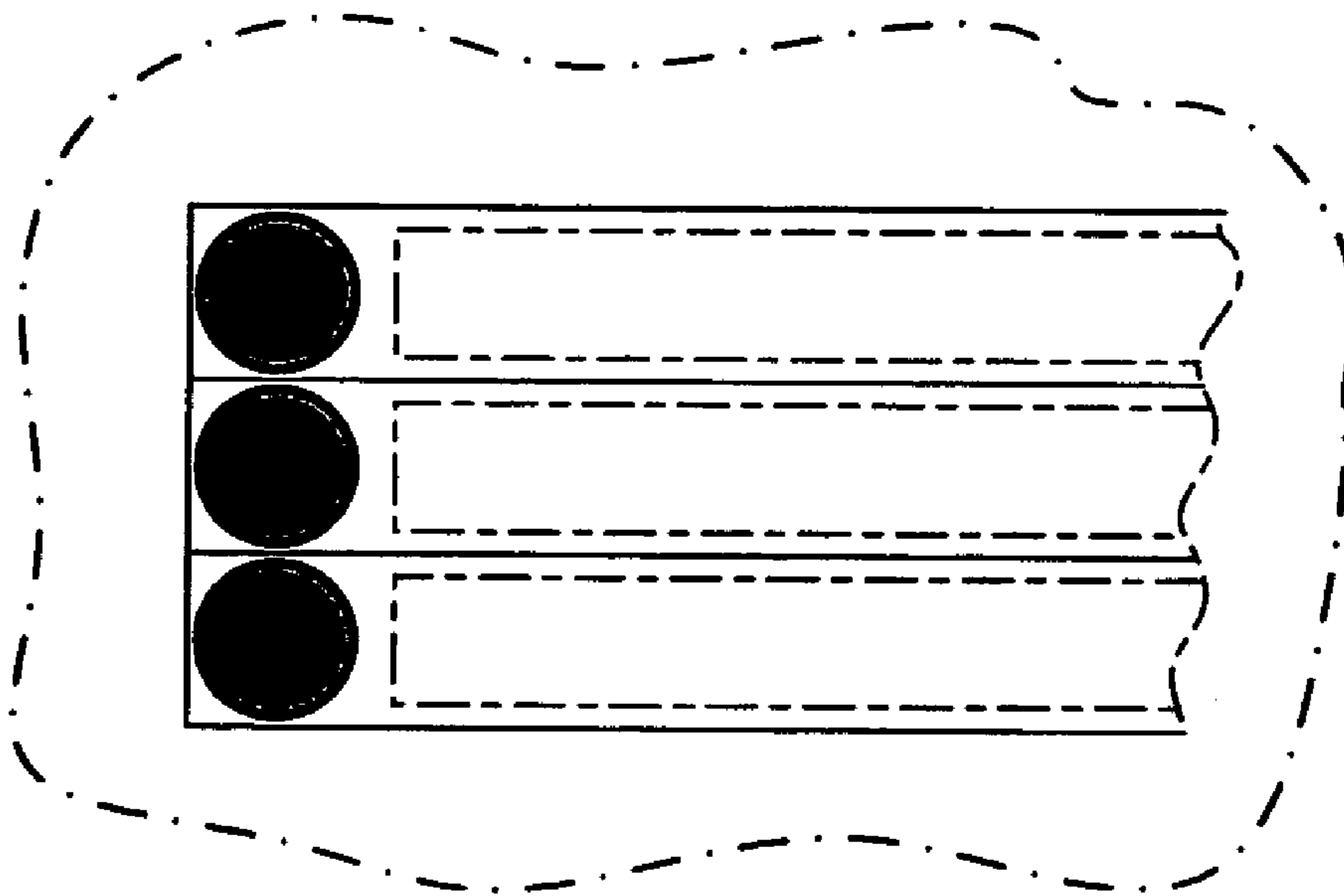


FIG. 2