

US00D543979S

(12) **United States Design Patent**  
**Lee**

(10) **Patent No.:** **US D543,979 S**

(45) **Date of Patent:** **\*\* Jun. 5, 2007**

(54) **TABLET PERSONAL COMPUTER**

D485,265 S \* 1/2004 Sato et al. .... D14/341  
D506,195 S \* 6/2005 Leveridge et al. .... D14/341

(75) Inventor: **Shih-Yun Lee**, Chungho (TW)

\* cited by examiner

(73) Assignee: **Quanta Computer Inc.**, Taoyuan Shien (TW)

*Primary Examiner*—Freda S. Nunn  
(74) *Attorney, Agent, or Firm*—Thomas, Kayden, Horstemeyer & Risley

(\*\*) Term: **14 Years**

(21) Appl. No.: **29/244,090**

(57) **CLAIM**

(22) Filed: **Dec. 5, 2005**

The ornamental design for a tablet personal computer, as shown and described.

(51) **LOC (8) Cl.** ..... **14-02**

(52) **U.S. Cl.** ..... **D14/341**

(58) **Field of Classification Search** ..... D14/341–346,  
D14/371–375, 336; D19/59, 60; 345/104,  
345/156, 168, 173; 434/307 R, 308, 309,  
434/317; 178/18.03; 349/12; 361/680–686  
See application file for complete search history.

**DESCRIPTION**

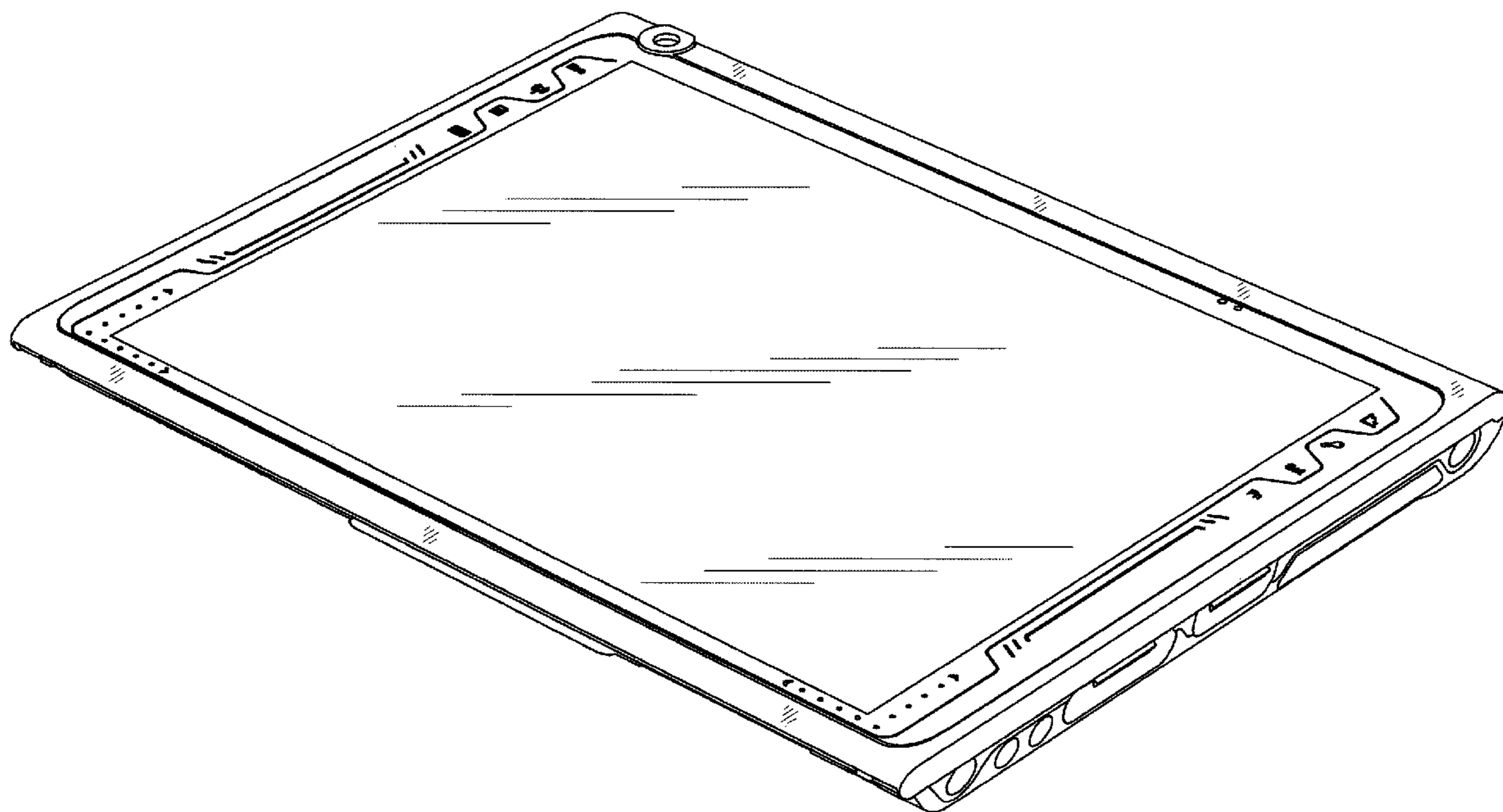
(56) **References Cited**

FIG. 1 is a front, side perspective view of a tablet personal computer showing our new design;  
FIG. 2 is a front elevational view thereof;  
FIG. 3 is a rear elevational view thereof;  
FIG. 4 is a left side elevational view thereof;  
FIG. 5 is a right side elevational view thereof;  
FIG. 6 is a top plan view thereof; and,  
FIG. 7 is a bottom plan view thereof.

**U.S. PATENT DOCUMENTS**

D319,434 S \* 8/1991 Lund ..... D14/341  
D432,124 S \* 10/2000 Pardikes et al. .... D14/336  
D451,505 S \* 12/2001 Iseki et al. .... D14/341  
D466,500 S \* 12/2002 Lo et al. .... D14/336

**1 Claim, 7 Drawing Sheets**



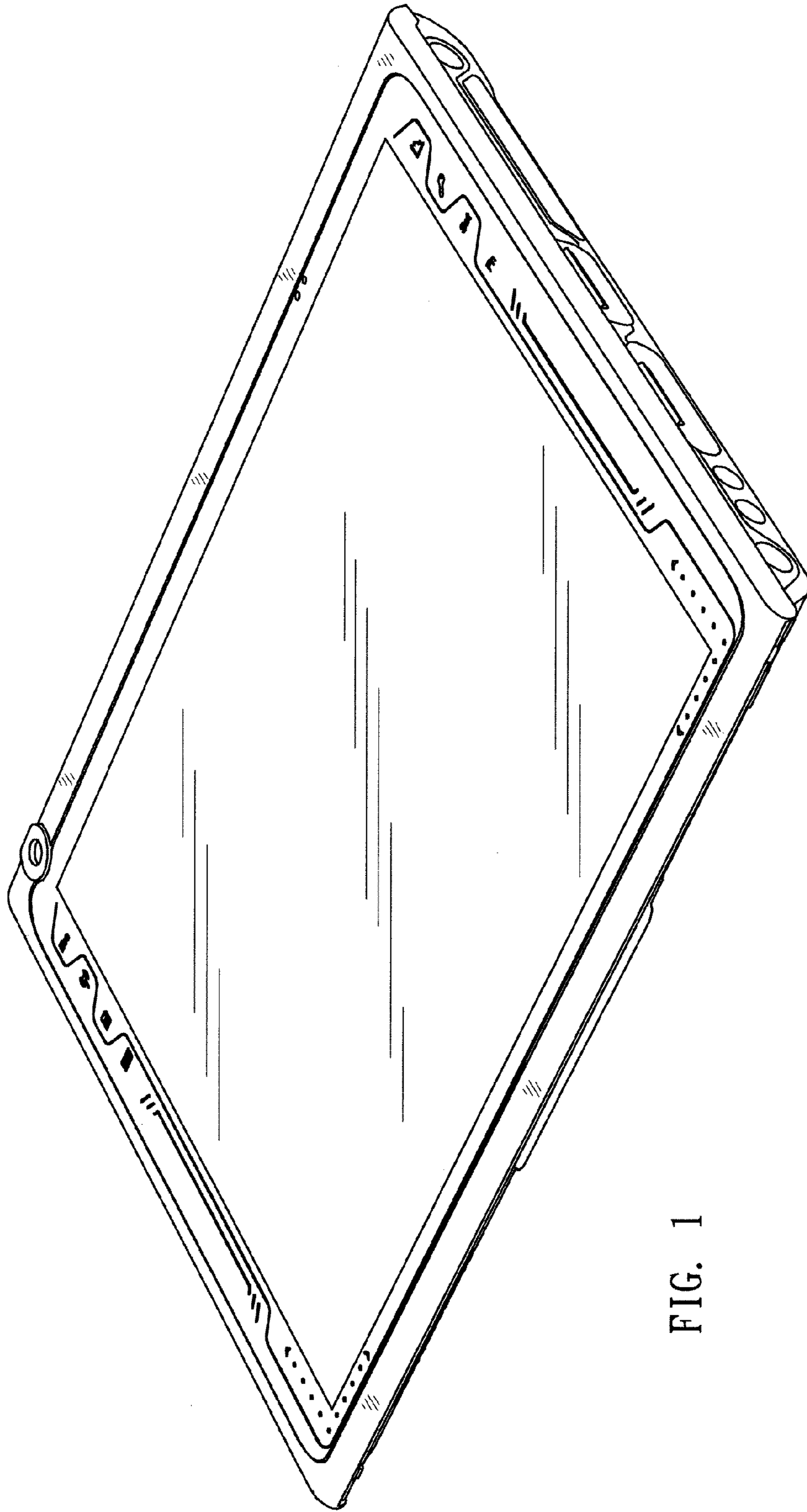


FIG. 1

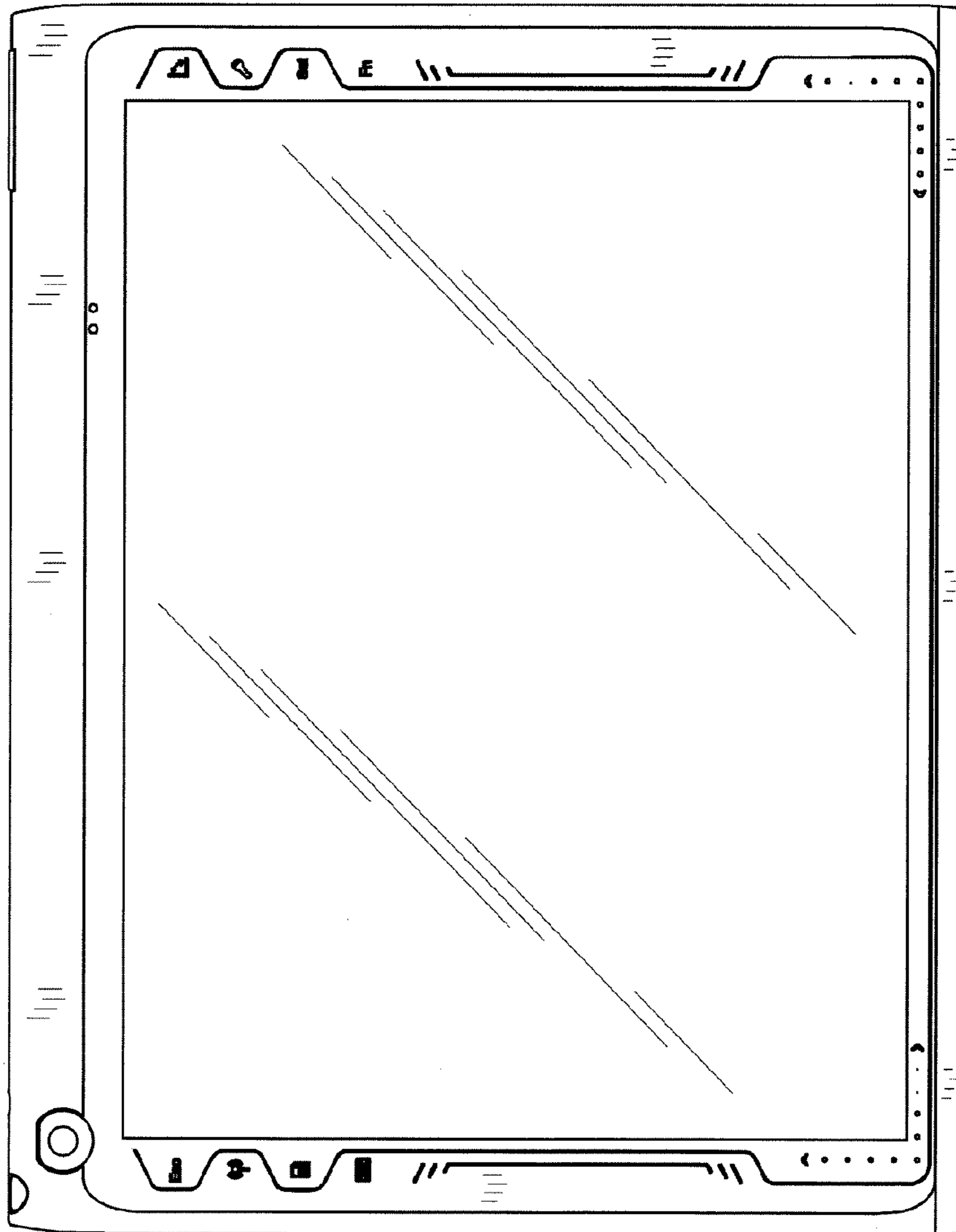


FIG. 2

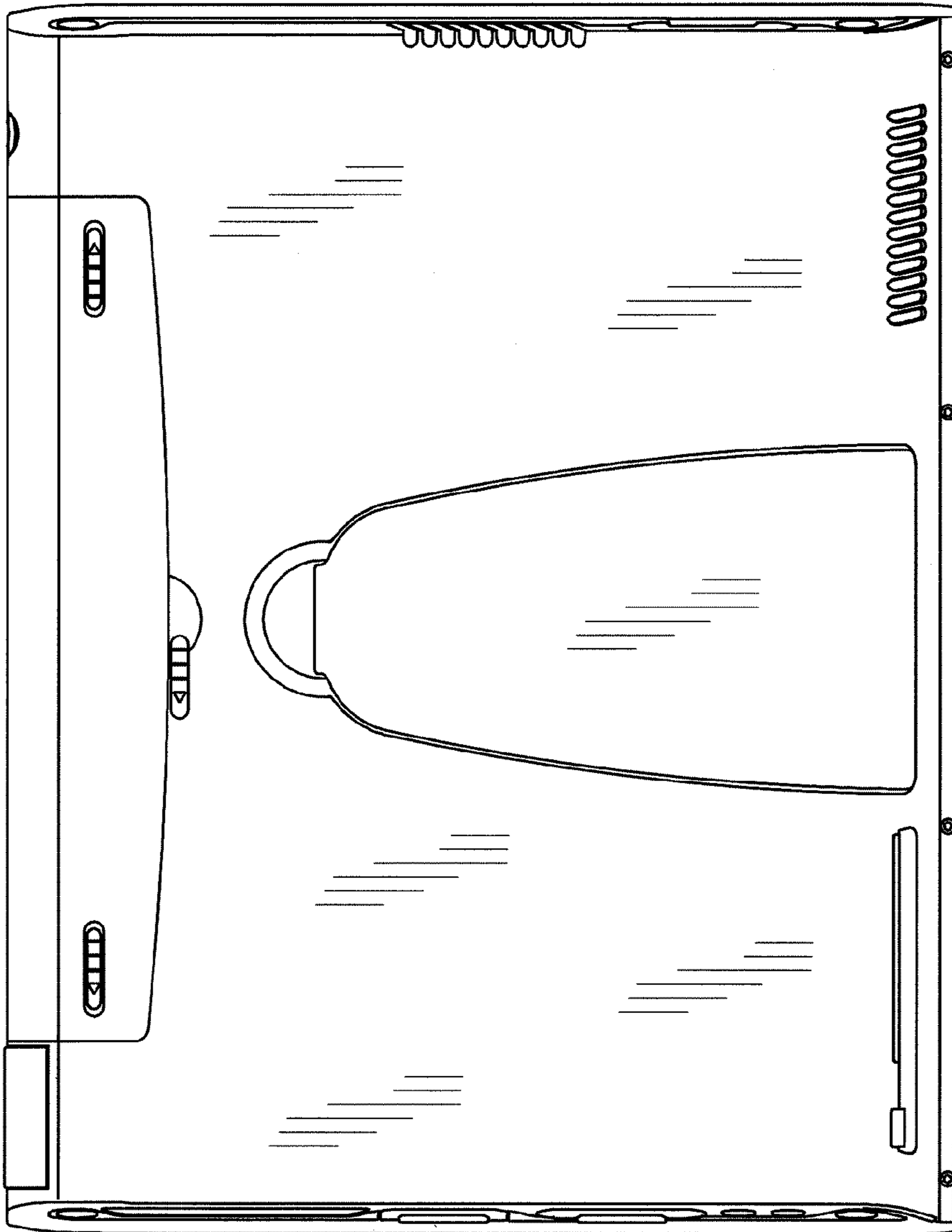


FIG. 3

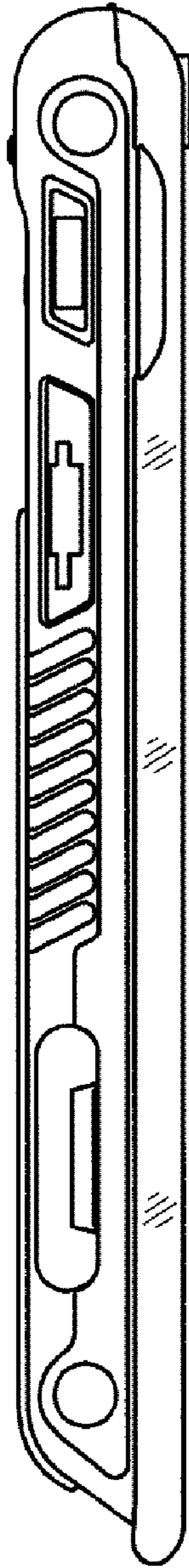


FIG. 4

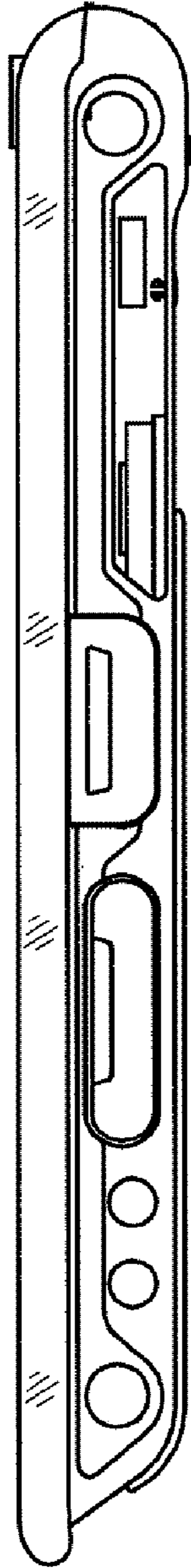


FIG. 5




FIG. 6




FIG. 7