

US00D543971S

(12) **United States Design Patent**  
**d'Hoore**

(10) **Patent No.:** **US D543,971 S**

(45) **Date of Patent:** **\*\* Jun. 5, 2007**

(54) **REMOTE CONTROL**

(75) Inventor: **Michael d'Hoore**, Korbeek-Dijle (BE)

(73) Assignee: **Koninklijke Philips Electronics N.V.**,  
Eindhoven (NL)

(\*\*) Term: **14 Years**

(21) Appl. No.: **29/248,018**

(22) Filed: **Jul. 26, 2006**

(30) **Foreign Application Priority Data**

Feb. 9, 2006 (EM) ..... 000476650

(51) **LOC (8) Cl.** ..... **14-03**

(52) **U.S. Cl.** ..... **D14/218**

(58) **Field of Classification Search** ..... D14/174,  
D14/137-139, 151, 217, 218, 191-193, 167,  
D14/299, 168, 247, 455, 456; D13/168,  
D13/162-164; D21/512-517, 566; D10/104,  
D10/106; 345/169; 348/114, 734; 455/352-355,  
455/151.1-151.4, 128, 347, 90.3  
See application file for complete search history.

(56) **References Cited**

**U.S. PATENT DOCUMENTS**

D342,259 S \* 12/1993 Darbee et al. .... D14/218

D408,366 S \* 4/1999 Popadiuk ..... D13/158  
D465,213 S \* 11/2002 Baumert et al. .... D14/218  
D478,568 S \* 8/2003 Hussaini et al. .... D14/218  
D496,634 S \* 9/2004 Tseng et al. .... D13/168  
D504,417 S \* 4/2005 Reza et al. .... D14/218  
D516,545 S \* 3/2006 Lai ..... D14/218  
D531,990 S \* 11/2006 Kobayashi ..... D14/217

\* cited by examiner

*Primary Examiner*—Louis S. Zarfaz

*Assistant Examiner*—John Windmuller

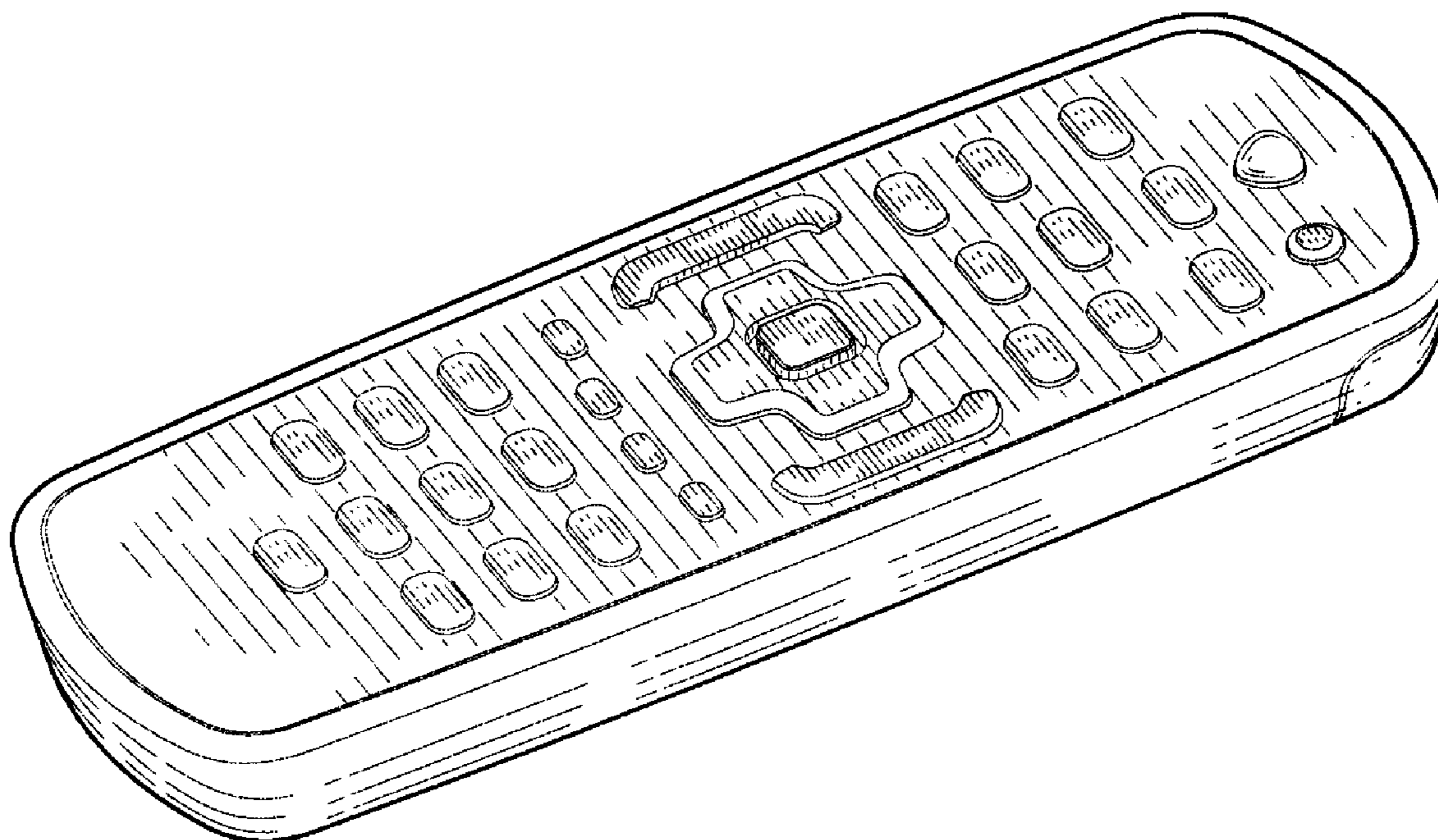
(57) **CLAIM**

The ornamental design for a remote control, as shown.

**DESCRIPTION**

FIG. 1 is a perspective view showing my design;  
FIG. 2 is a front elevational view thereof;  
FIG. 3 is a rear elevational view thereof;  
FIG. 4 is a right side elevational view thereof;  
FIG. 5 is a left side elevational view thereof;  
FIG. 6 is a top plan view thereof; and,  
FIG. 7 is a bottom plan view thereof.

**1 Claim, 3 Drawing Sheets**



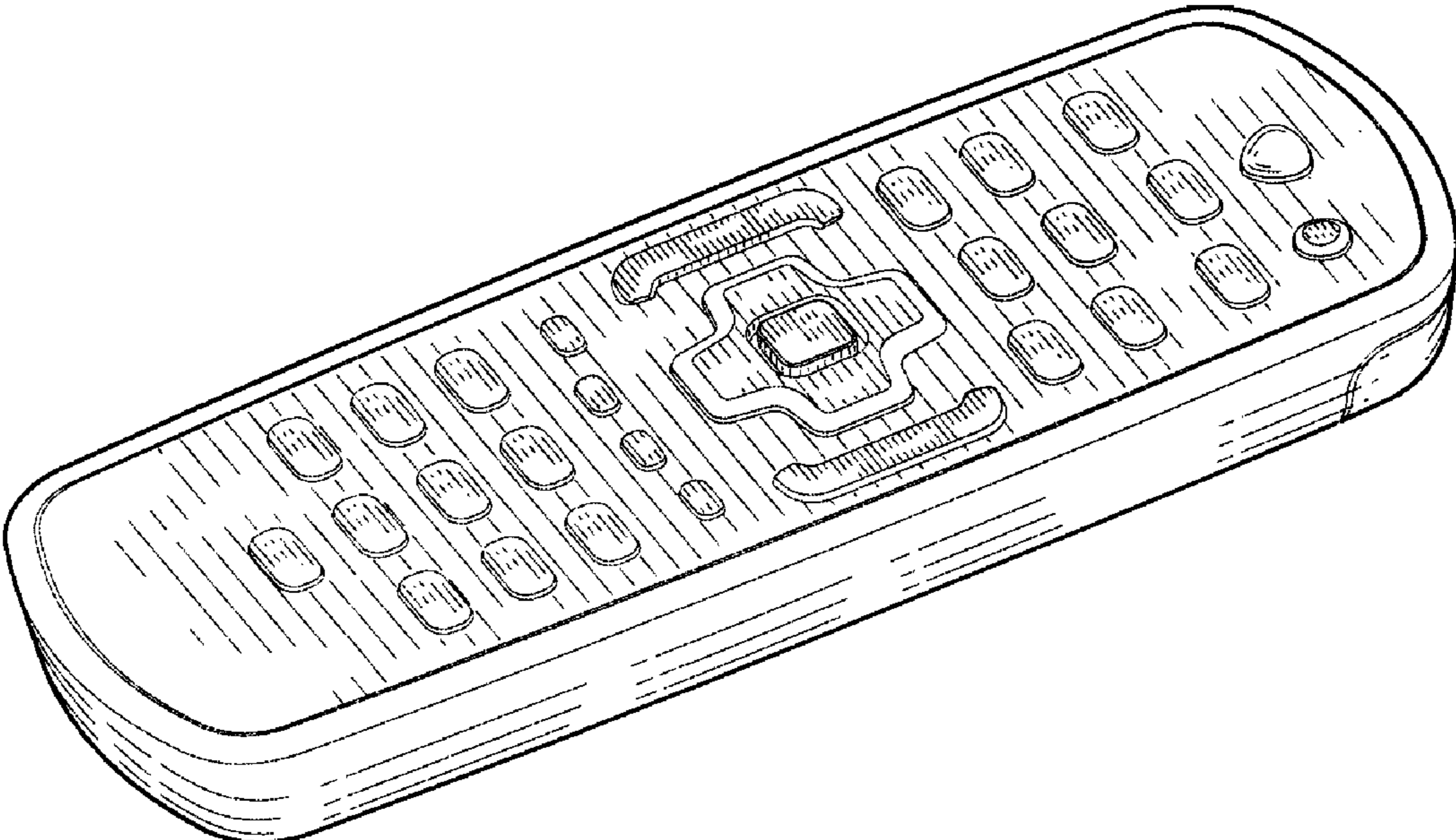


FIG. 1




FIG. 2

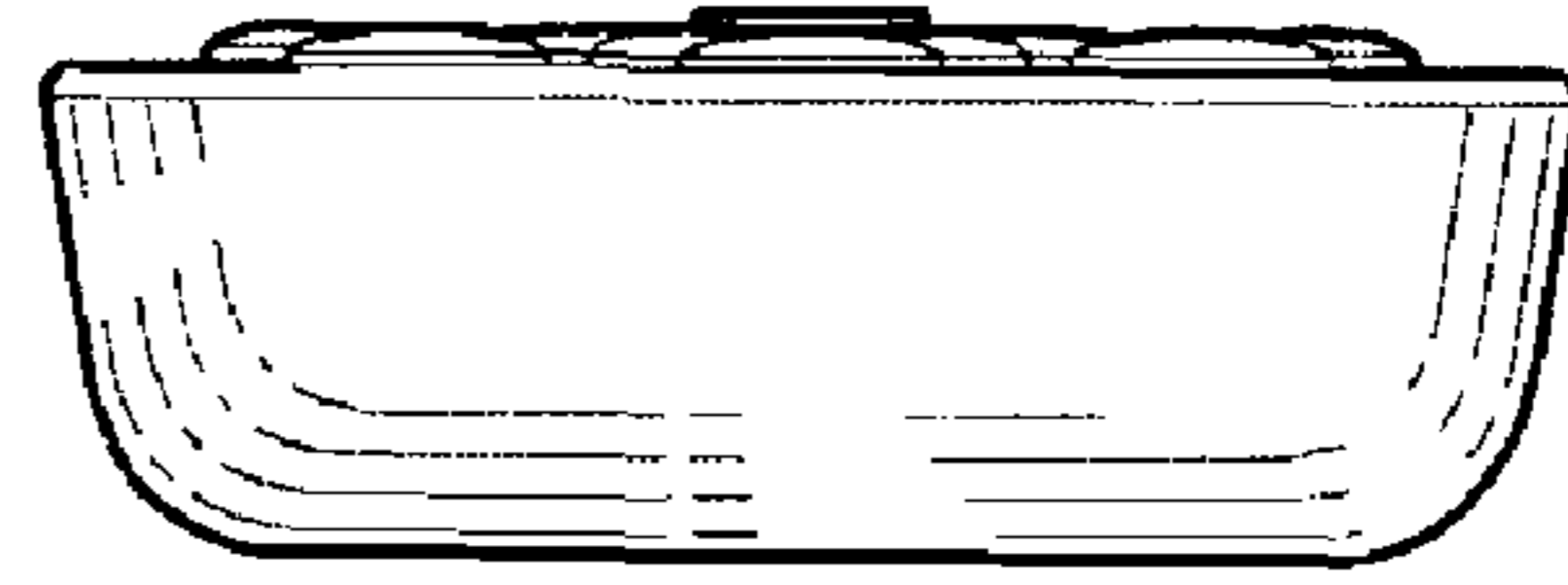


FIG. 3




FIG. 4

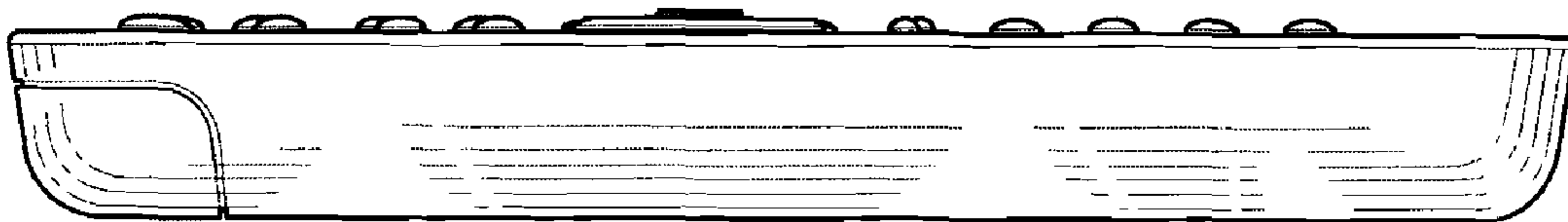


FIG. 5

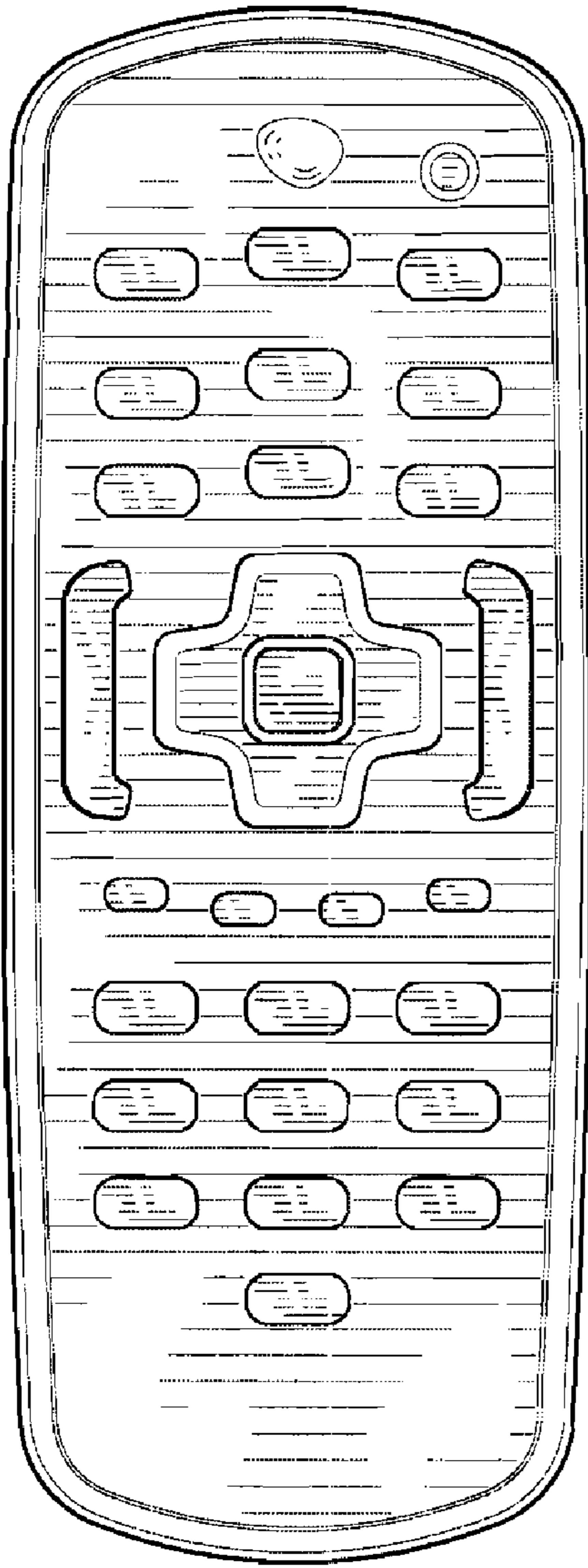


FIG. 6

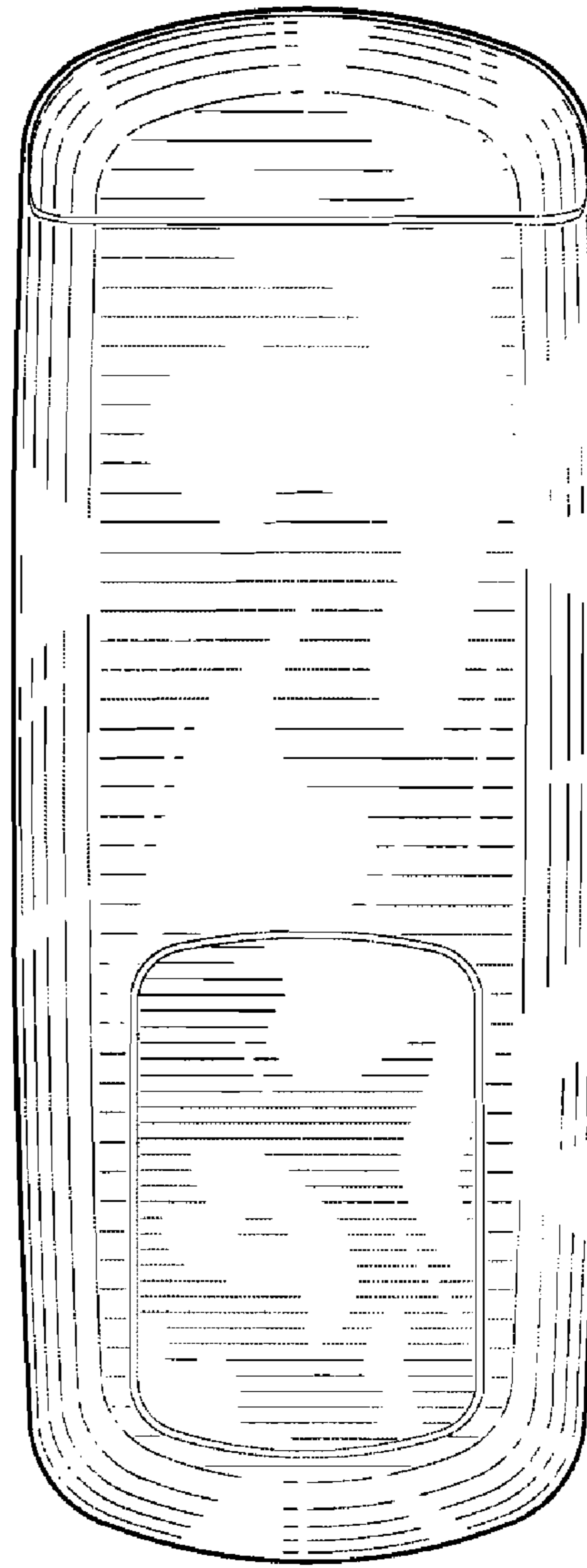


FIG. 7