



US00D543964S

(12) **United States Design Patent** (10) **Patent No.:** **US D543,964 S**
Shiono (45) **Date of Patent:** **** Jun. 5, 2007**

(54) **DISC PLAYER**
(75) Inventor: **Daisuke Shiono**, Tokyo (JP)
(73) Assignee: **Sony Corporation**, Tokyo (JP)
(**) Term: **14 Years**
(21) Appl. No.: **29/269,871**
(22) Filed: **Dec. 11, 2006**

Related U.S. Application Data

(63) Continuation of application No. 29/245,286, filed on Dec. 22, 2005, now Pat. No. Des. 538,778.

Foreign Application Priority Data

Jun. 24, 2005 (JP) D2005-018339

(51) **LOC (8) Cl.** **14-01**
(52) **U.S. Cl.** **D14/136**
(58) **Field of Classification Search** D14/135-136, D14/156-157, 160-165, 167-168, 193-198, D14/188, 217, 257, 258, 445; 360/99.02, 360/99.07; 720/612, 619, 647, 655; 455/344, 455/347-351; 369/75.11, 75.21, 77.21, 77.11
See application file for complete search history.

References Cited

U.S. PATENT DOCUMENTS

D238,611 S 1/1976 Fukuda
D301,715 S 6/1989 Camens
D371,788 S 7/1996 Kenning et al.
D384,344 S * 9/1997 Doo D14/135
D391,958 S 3/1998 Miyazawa et al.
D401,932 S 12/1998 Deguchi
D404,034 S 1/1999 Bhavnani
5,859,828 A 1/1999 Ishibashi
D408,037 S 4/1999 Althans et al.
D410,650 S 6/1999 Hara
D411,996 S 7/1999 Yamazaki
D414,776 S 10/1999 Shintani et al.
D416,264 S 11/1999 Althans et al.
D418,836 S 1/2000 Matt et al.

D430,132 S 8/2000 Yamazaki
D438,193 S 2/2001 Hakoda
D444,136 S 6/2001 Sogabe
D445,782 S 7/2001 Thellec
D445,783 S 7/2001 Bouchard
D445,784 S 7/2001 Thellec
D446,781 S 8/2001 Hori et al.
D449,599 S 10/2001 Hakoda
D461,787 S 8/2002 Brown
D463,394 S 9/2002 Sogabe
D478,889 S 8/2003 Kulkarni
D479,713 S 9/2003 Sadatsuki
D480,701 S 10/2003 Sogabe
D482,015 S * 11/2003 Ng D14/168
D487,264 S 3/2004 Tosh et al.
D488,153 S 4/2004 Tosh et al.

(Continued)

FOREIGN PATENT DOCUMENTS

JP D1069705 S 5/2000

(Continued)

Primary Examiner—Nanda Bondade
(74) *Attorney, Agent, or Firm*—Rader, Fishman & Grauer PLLC

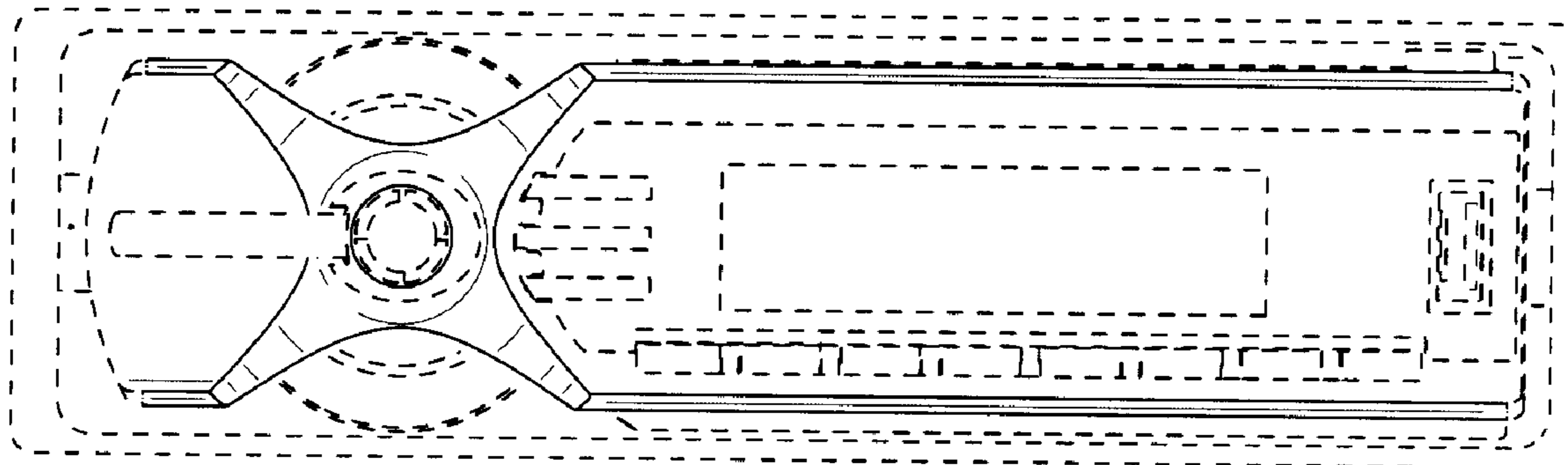
(57) **CLAIM**

The ornamental design for a disc player, as shown and described.

DESCRIPTION

FIG. 1 is a front elevational view of a disc player showing my new design;
FIG. 2 is a top plan view thereof; and,
FIG. 3 is a bottom plan view thereof.
The even broken line showings of an optical disc player in FIGS. 1-3 are for illustrative purpose only and form no part of the claimed design. The dot-dash broken lines in FIGS. 1-3 define, but are not included in, the boundaries of the claimed design.

1 Claim, 3 Drawing Sheets



US D543,964 S

Page 2

U.S. PATENT DOCUMENTS

D490,799 S	6/2004	Gubbels	
D490,815 S	6/2004	Tosh et al.	
D495,678 S	9/2004	Uehara	
D496,648 S	9/2004	Uehara	
D497,606 S	10/2004	Yang	
D510,081 S	9/2005	Yang	
D511,765 S	11/2005	Lee	
D515,551 S *	2/2006	Watanabe D14/168
D517,035 S	3/2006	Sogabe	
D524,808 S	7/2006	Kimura et al.	
D531,990 S	11/2006	Kobayashi	

FOREIGN PATENT DOCUMENTS

JP	D1069708 S	5/2000
JP	D1070255 S	5/2000
JP	D1070280 S	5/2000
JP	D1070446 S	5/2000
JP	D1070564 S	5/2000
JP	D1072715 S	6/2000

JP	D1078651 S	7/2000
JP	D1079107 S	7/2000
JP	D1079109 S	7/2000
JP	D1079744 S	7/2000
JP	D1079745 S	7/2000
JP	D1079747 S	7/2000
JP	D1080321 S	7/2000
JP	D1080322 S	7/2000
JP	D1083764 S	9/2000
JP	D1084066 S	9/2000
JP	D1085083 S	9/2000
JP	D1123260 S	10/2001
JP	D1159435 S	12/2002
JP	D1160738 S	12/2002
JP	D1184671 S	9/2003
JP	D1185079 S	9/2003
JP	D1216344 S	9/2004
JP	D1248390 S	8/2005

* cited by examiner

Fig.1

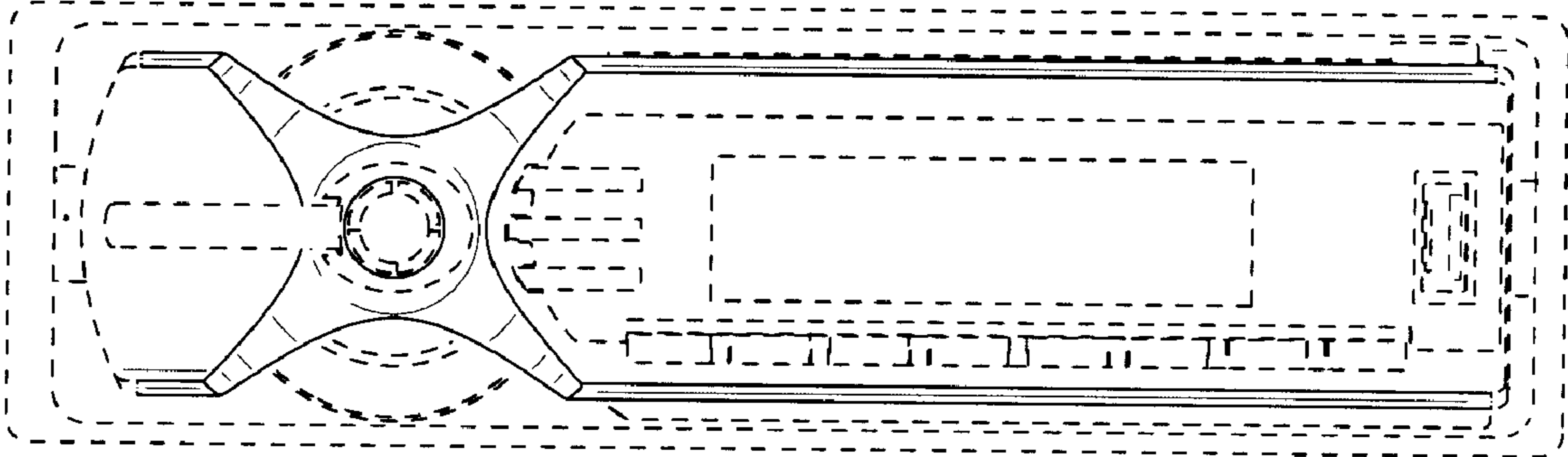


Fig.2

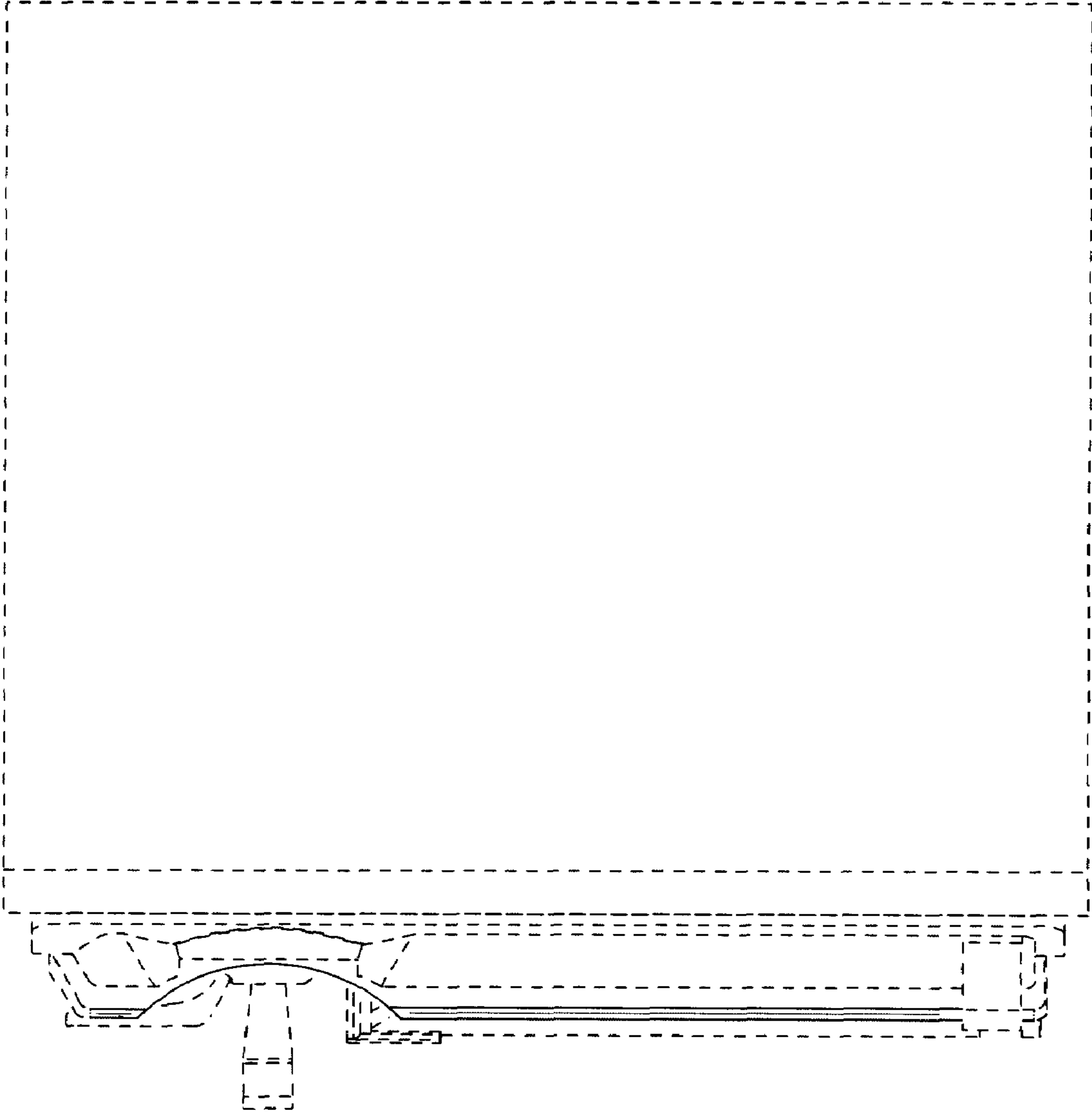


Fig.3

