

US00D543956S

(12) **United States Design Patent** (10) **Patent No.:** **US D543,956 S**
Hayes et al. (45) **Date of Patent:** **** Jun. 5, 2007**

(54) **TOP PORTION OF AN ELECTRONIC HOUSING**
(75) Inventors: **Jonathan A. Hayes**, Seattle, WA (US);
Jeffery M. Reents, Carnation, WA (US)

(73) Assignee: **Microsoft Corporation**, Redmond, WA (US)

(**) Term: **14 Years**

(21) Appl. No.: **29/227,649**

(22) Filed: **Apr. 14, 2005**

(51) **LOC (8) Cl.** **13-03**

(52) **U.S. Cl.** **D13/184**

(58) **Field of Classification Search** D13/160,
D13/162, 164, 184; D14/349, 356, 441,
D14/443, 444, 445, 446, 125, 435, 257; 312/223.1;
361/600, 601, 679, 685-690
See application file for complete search history.

(56) **References Cited**

U.S. PATENT DOCUMENTS

D287,243 S *	12/1986	Tope	D13/164
D380,447 S *	7/1997	Chen et al.	D13/164
5,649,839 A *	7/1997	Yu	439/650
D390,202 S *	2/1998	Goto	D14/349
D416,264 S *	11/1999	Althans et al.	D14/257
D433,681 S *	11/2000	Jean et al.	D14/349
D458,218 S *	6/2002	Reynolds	D13/110
D490,372 S *	5/2004	Lee et al.	D13/110
D496,049 S *	9/2004	Heinz et al.	D14/444
D497,906 S *	11/2004	Kellom et al.	D14/257
D499,109 S *	11/2004	Chen et al.	D14/446

D512,419 S *	12/2005	Juszkiewicz et al.	D14/257
D514,076 S *	1/2006	Albano et al.	D13/184
D514,118 S *	1/2006	Christianson	D14/496
D526,321 S *	8/2006	Hayes et al.	D14/435
2006/0146492 A1 *	7/2006	Reents	361/685

OTHER PUBLICATIONS

Dell Optiplex GX60 computer hardware, Dell, Inc., on or about Aug. 31, 2004.

* cited by examiner

Primary Examiner—Selina Sikder

(74) *Attorney, Agent, or Firm*—Banner & Witcoff, Ltd.

(57) **CLAIM**

The ornamental design for a top portion of an electronic housing, as shown and described.

DESCRIPTION

FIG. 1 is a front perspective view of a top portion of an electronic housing showing our new design;

FIG. 2 is a top view thereof;

FIG. 3 is a left side view thereof;

FIG. 4 is a right side view thereof;

FIG. 5 is a front view thereof; and,

FIG. 6 is a rear view thereof.

The broken line showing in FIGS. 1 and 2 of the two enclosed regions and the unshaded regions therein forms no part of the claimed design. The broken line showing of the remainder of the housing is for illustrative purposes and forms no part of the claimed design.

1 Claim, 5 Drawing Sheets

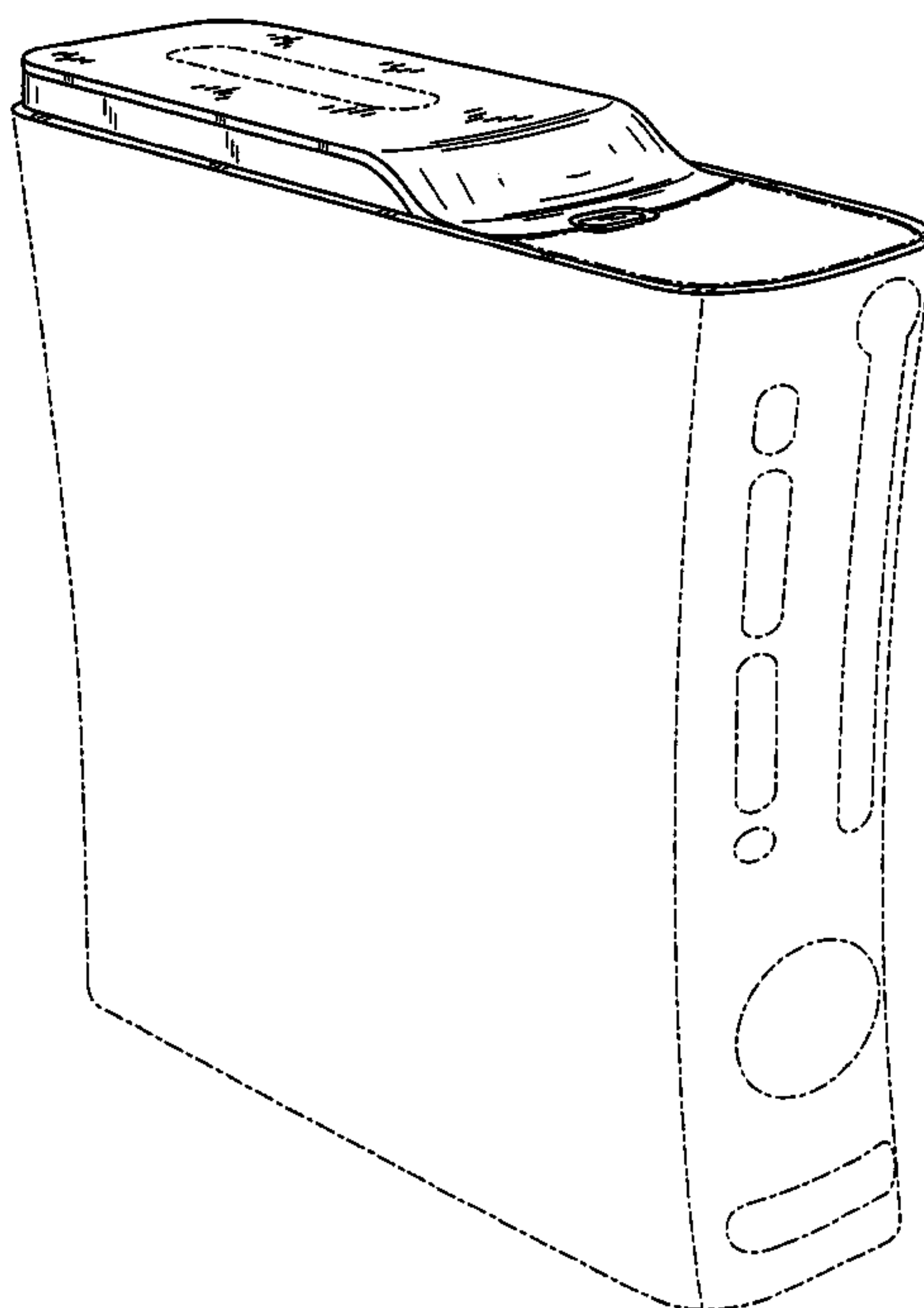


FIG. 1

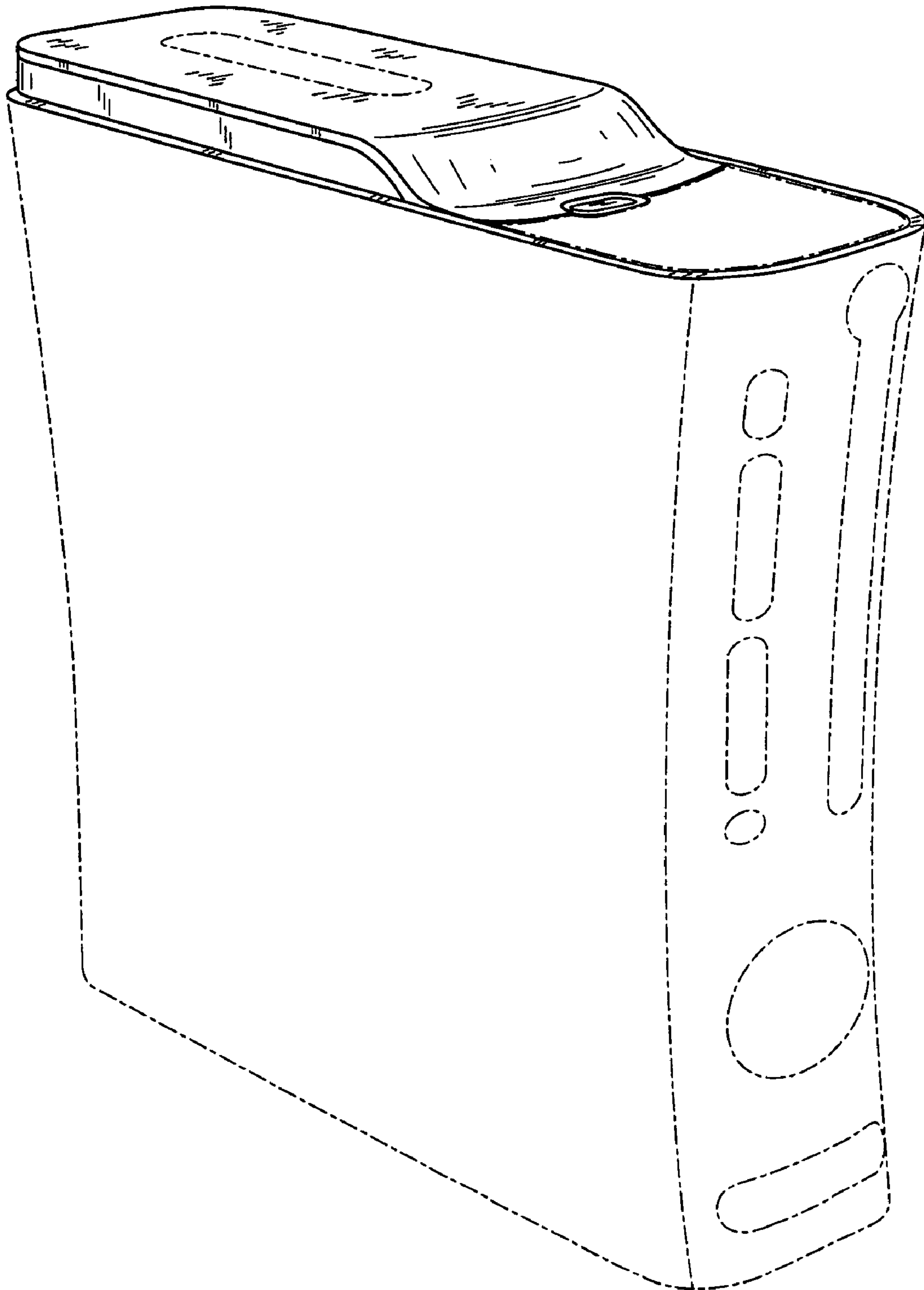


FIG. 2

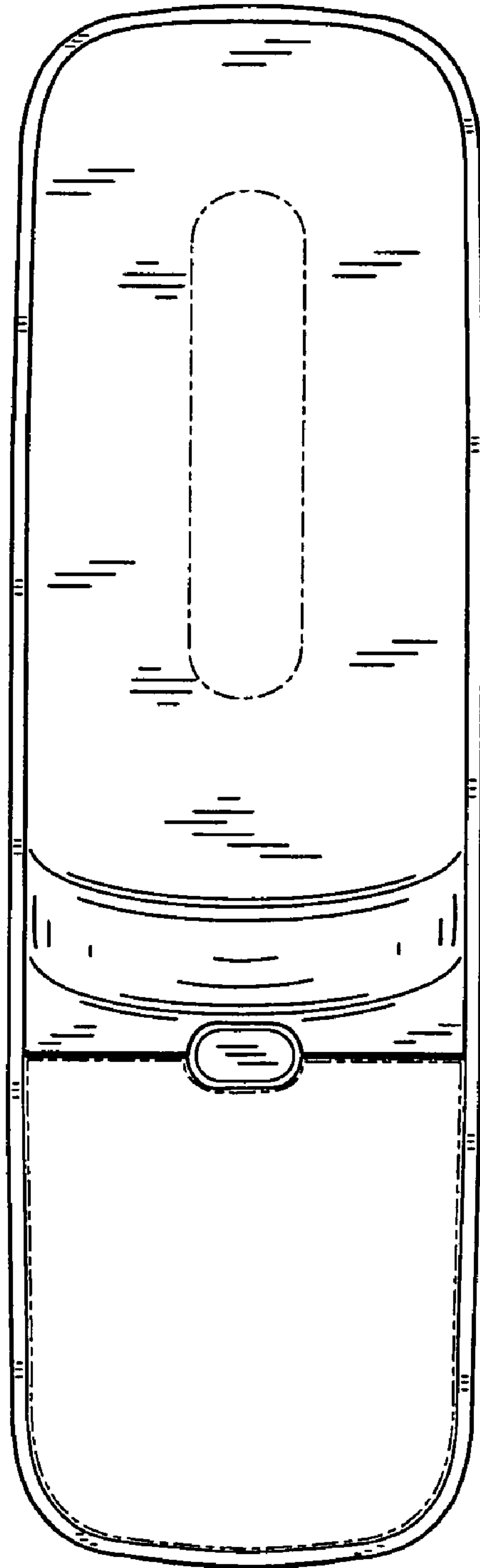


FIG. 3




FIG. 4




FIG. 5

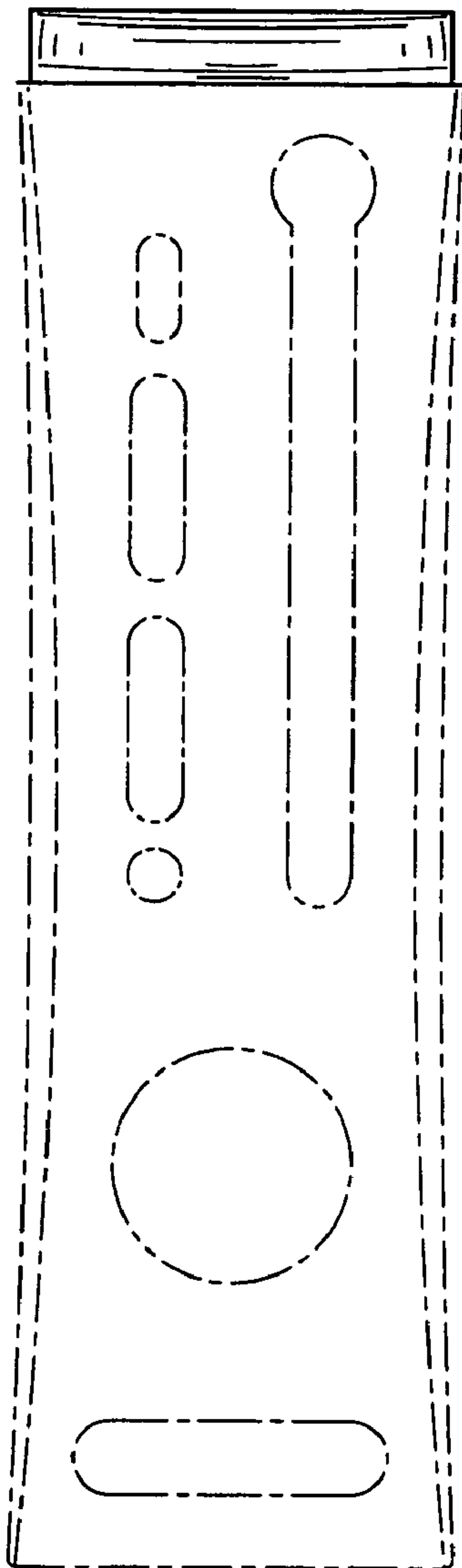


FIG. 6

