

US00D543955S

(12) **United States Design Patent**
Hayes et al.

(10) **Patent No.:** **US D543,955 S**

(45) **Date of Patent:** **** Jun. 5, 2007**

(54) **ELECTRONIC HOUSING**

(75) Inventors: **Jonathan A. Hayes**, Seattle, WA (US);
Jeffery M. Reents, Carnation, WA (US)

(73) Assignee: **Microsoft Corporation**, Redmond, WA (US)

(**) Term: **14 Years**

(21) Appl. No.: **29/227,647**

(22) Filed: **Apr. 14, 2005**

(51) **LOC (8) Cl.** **13-03**

(52) **U.S. Cl.** **D13/184**

(58) **Field of Classification Search** D13/160,
D13/162, 164, 184; D14/349, 356, 441,
D14/443, 444, 445, 446, 125, 257; 312/223.1;
361/600, 601, 679, 685-690

See application file for complete search history.

(56) **References Cited**

U.S. PATENT DOCUMENTS

D287,243 S *	12/1986	Tope	D13/164
D380,447 S *	7/1997	Chen et al.	D13/164
5,649,839 A *	7/1997	Yu	439/650
D390,202 S *	2/1998	Goto	D14/349
D416,264 S *	11/1999	Althans et al.	D14/257
D433,681 S *	11/2000	Jean et al.	D14/349
D458,218 S *	6/2002	Reynolds	D13/110
D490,372 S *	5/2004	Lee et al.	D13/110
D496,049 S *	9/2004	Heinz et al.	D14/444
D497,906 S *	11/2004	Kellom et al.	D14/257
D499,109 S *	11/2004	Chen et al.	D14/446
D512,419 S *	12/2005	Juszkiewicz et al.	D14/257
D514,076 S *	1/2006	Albano et al.	D13/184

D514,118 S * 1/2006 Christianson D14/496
2006/0146492 A1 * 7/2006 Reents et al. 361/685

OTHER PUBLICATIONS

Dell Optiplex GX60 computer hardware, Dell, Inc., on or about Aug. 31, 2004.

* cited by examiner

Primary Examiner—Selina Sikder

(74) *Attorney, Agent, or Firm*—Banner & Witcoff, Ltd.

(57) **CLAIM**

The ornamental design for an electronic housing, as shown and described.

DESCRIPTION

FIG. 1 is a front perspective view of an electronic housing showing our new design;

FIG. 2 is a front view thereof;

FIG. 3 is a rear view thereof;

FIG. 4 is a right side view thereof;

FIG. 5 is a left side view thereof;

FIG. 6 is a top view thereof; and,

FIG. 7 is a bottom view thereof.

The broken lines showing various regions on the front and rear faces and the unshaded regions therein form no part of the claimed design. The broken lines running from top to bottom in FIGS. 1, 4, and 5 form no part of the claimed design. The broken lines and unshaded regions of FIGS. 6 and 7 form no part of the claimed design.

1 Claim, 5 Drawing Sheets

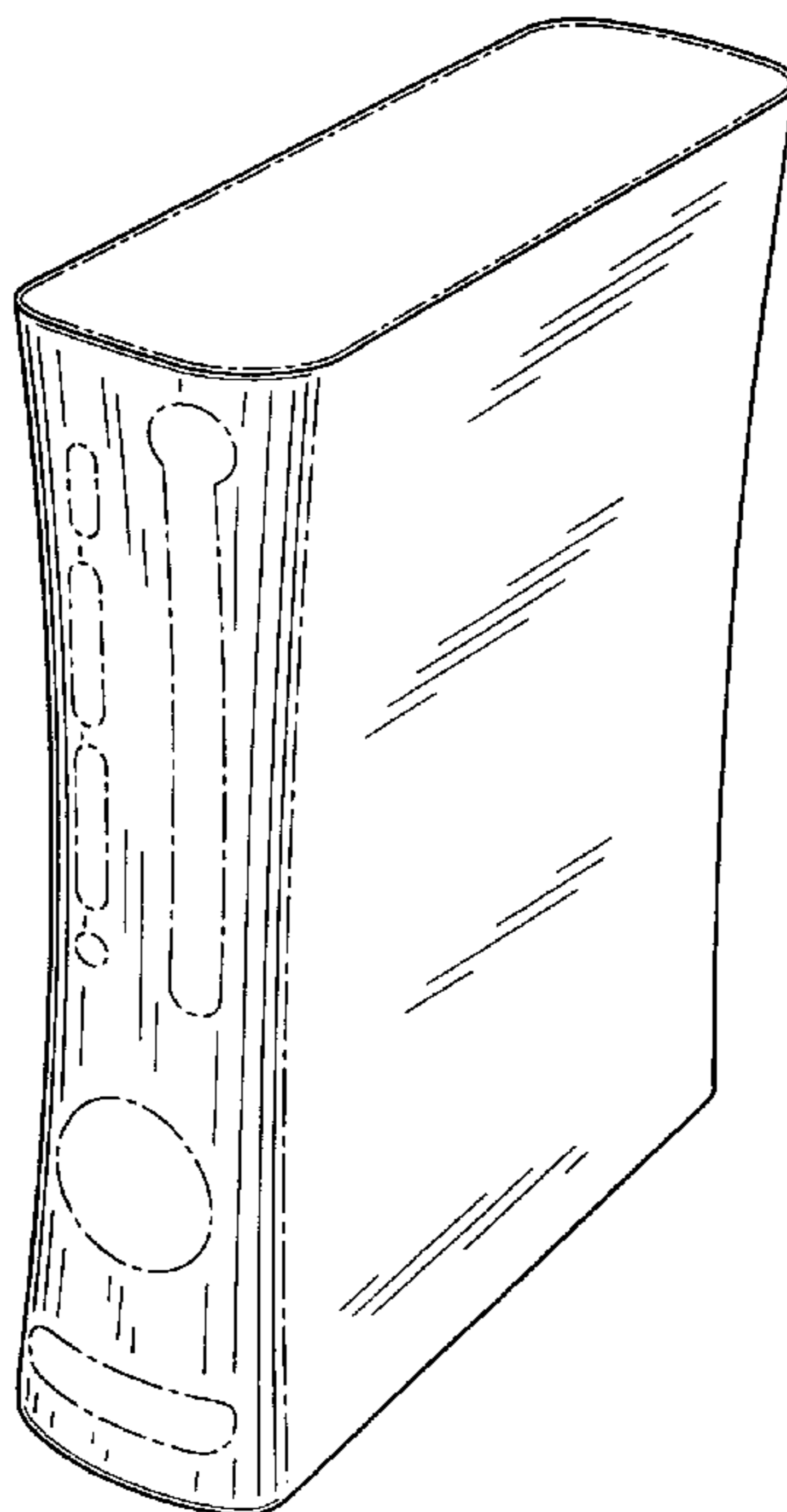


FIG. 1

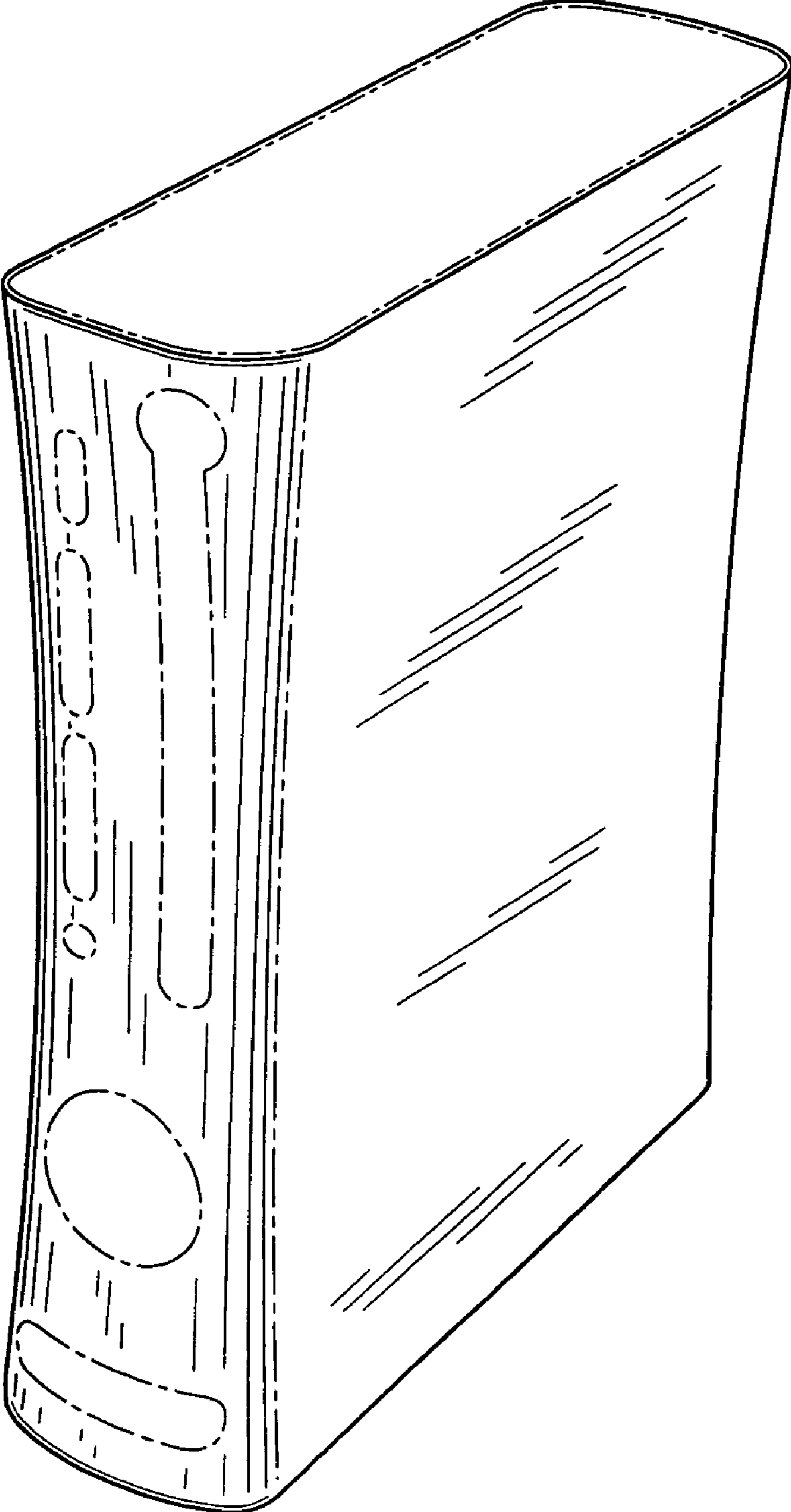


FIG. 2

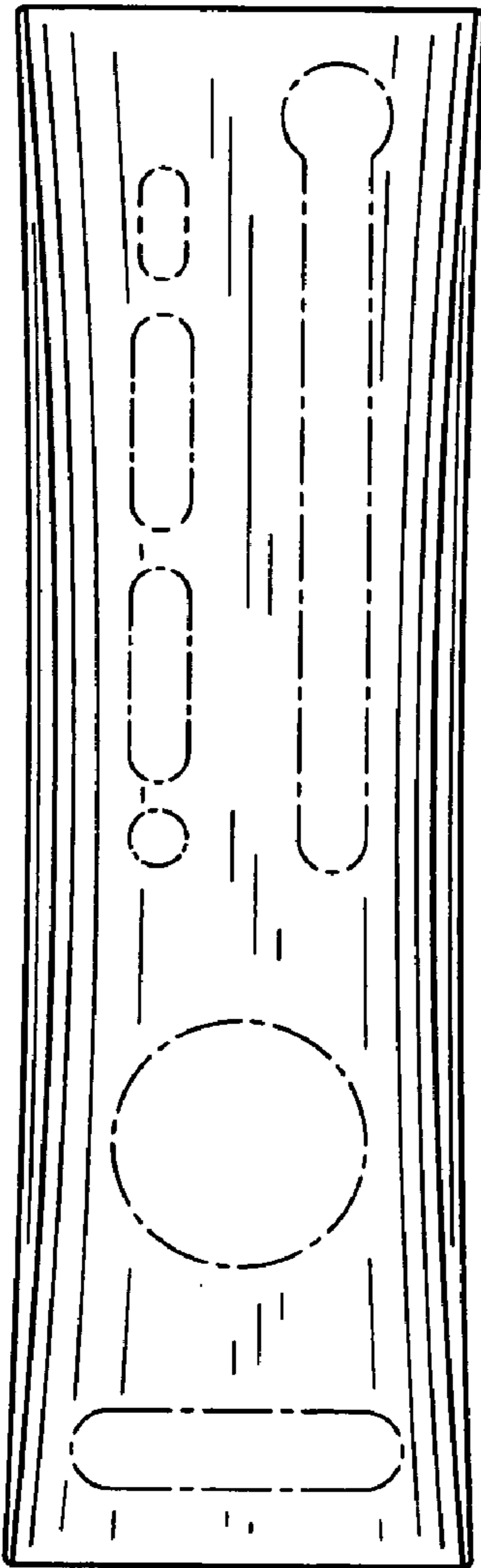


FIG. 3

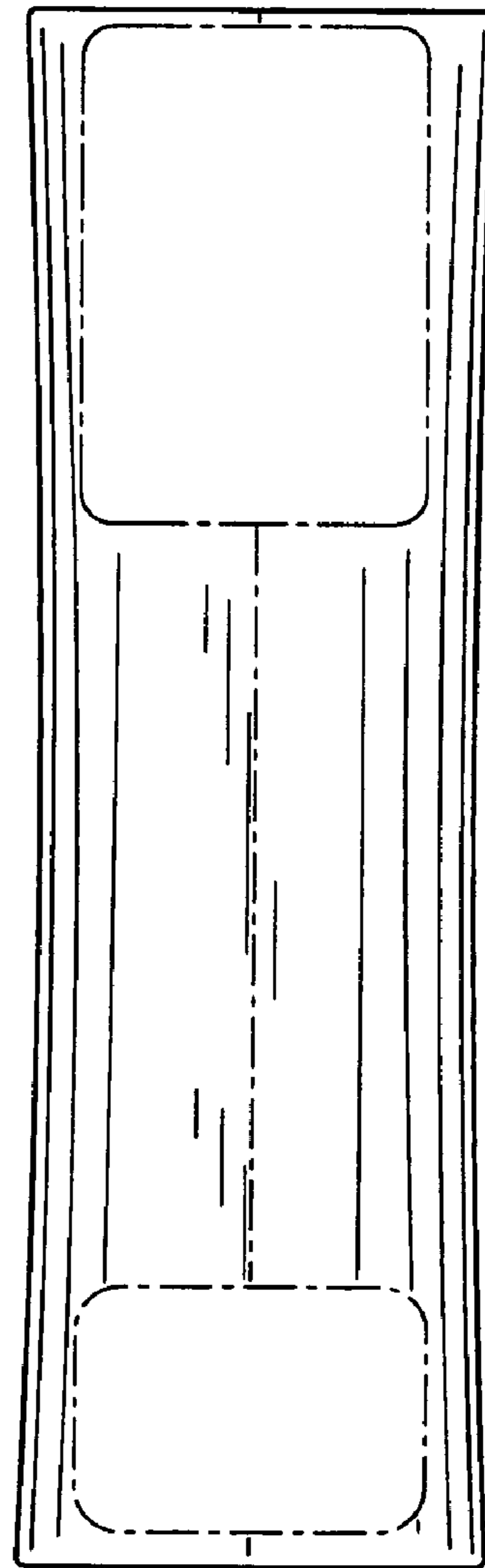


FIG. 4

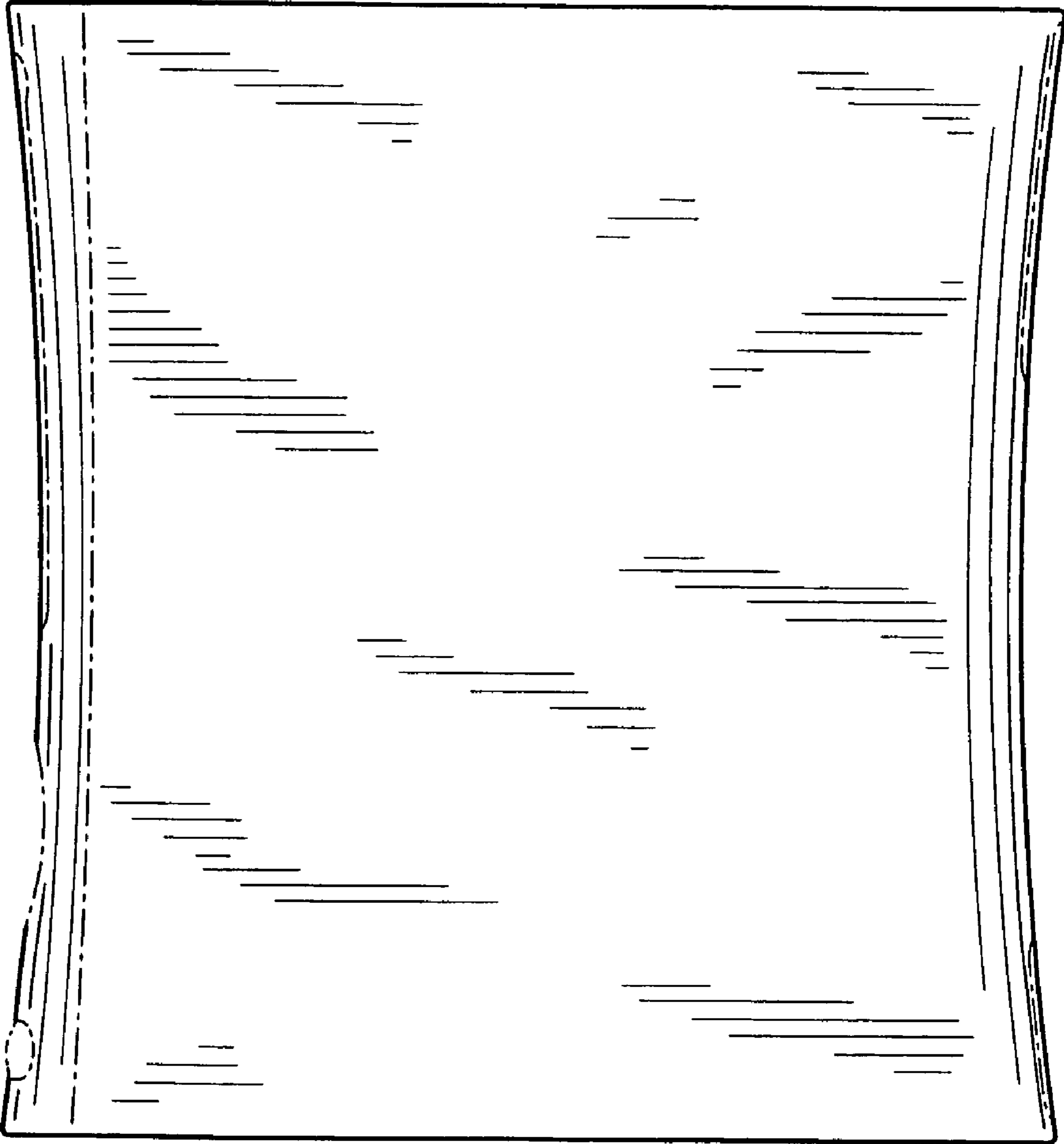


FIG. 5

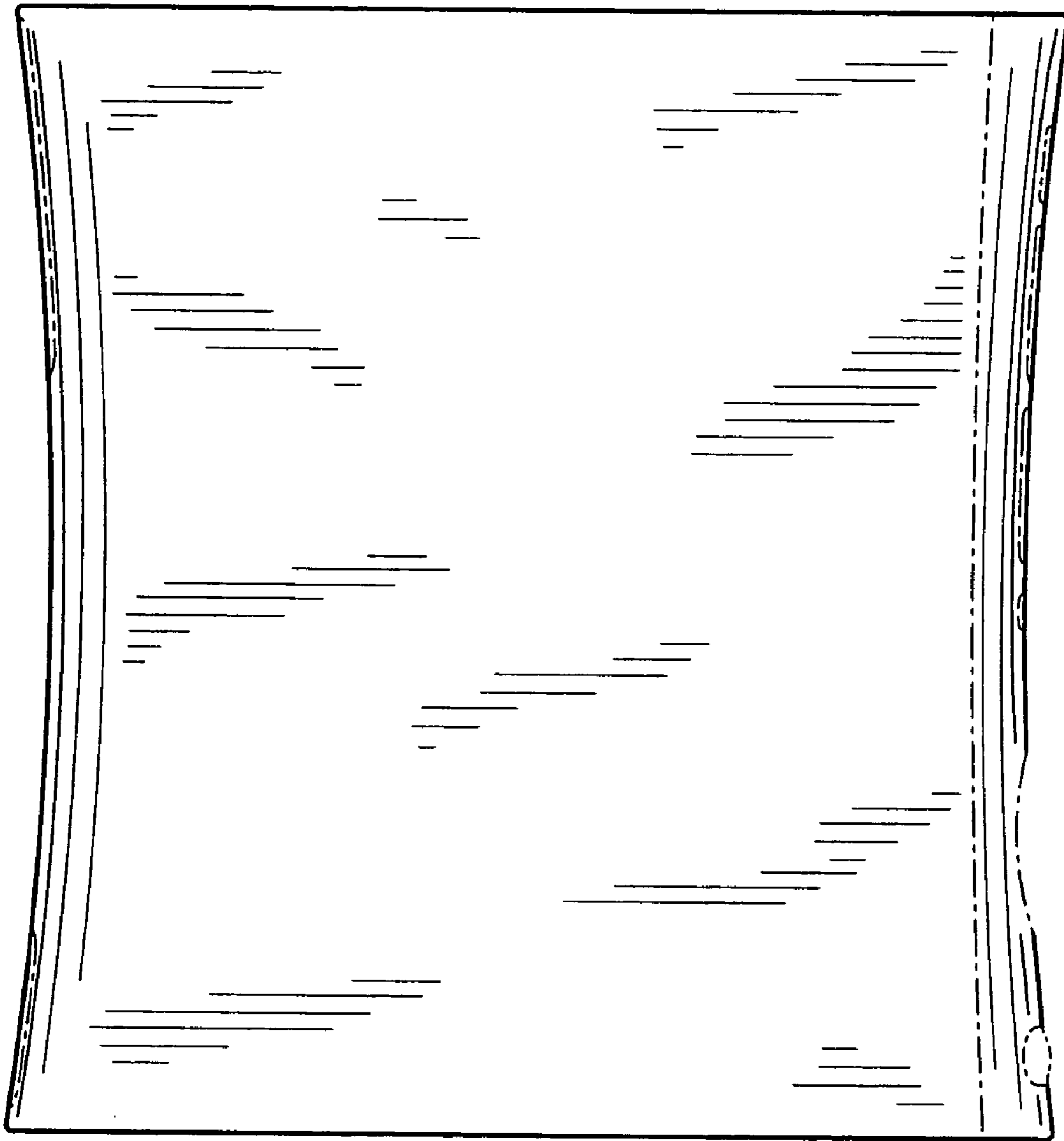


FIG. 6




FIG. 7

