

US00D543931S

(12) **United States Design Patent**  
**Hatch**

(10) **Patent No.:** **US D543,931 S**

(45) **Date of Patent:** **\*\* \*Jun. 5, 2007**

(54) **STORAGE CABINET OF A TRUCK VEHICLE**

(75) Inventor: **Richard B. Hatch**, Fort Wayne, IN  
(US)

(73) Assignee: **International Truck and Engine Corporation Canada**, Warrenville, IL  
(US)

(\*) Notice: This patent is subject to a terminal disclaimer.

(\*\*) Term: **14 Years**

(21) Appl. No.: **29/232,375**

(22) Filed: **Jun. 16, 2005**

(51) **LOC (8) Cl.** ..... **12-16**

(52) **U.S. Cl.** ..... **D12/423**

(58) **Field of Classification Search** ..... D12/415,  
D12/419, 421, 423-426.1; D19/75, 65; D3/272-273,  
D3/905; D6/406.3-406.4, 441-443; 296/37.1,  
296/37.6, 37.8, 37.14-37.16; 224/275, 539-543,  
224/400-403, 328

See application file for complete search history.

(56) **References Cited**

**U.S. PATENT DOCUMENTS**

D324,303 S \* 3/1992 Miller ..... D12/424

D329,944 S \* 10/1992 Longtin ..... D12/423  
D410,620 S \* 6/1999 Sacco et al. .... D12/415  
D415,732 S \* 10/1999 Latham ..... D12/419  
D453,137 S \* 1/2002 Walterscheid et al. .... D12/423  
D453,138 S \* 1/2002 Walterscheid et al. .... D12/424  
6,338,429 B1 \* 1/2002 Pesce ..... 224/539  
D460,635 S \* 7/2002 Lieberman et al. .... D6/406.3  
6,422,440 B1 \* 7/2002 Stone ..... 224/275  
D462,171 S \* 9/2002 Elabour ..... D3/284  
D494,535 S \* 8/2004 McCoy et al. .... D12/423  
D495,989 S \* 9/2004 Kohara ..... D12/424  
2004/0182359 A1 9/2004 Stewart et al.

\* cited by examiner

*Primary Examiner*—Stacia Cadmus

(74) *Attorney, Agent, or Firm*—Gerald W. Askew; Jeffrey P. Calfa; Susan L. Lukasik

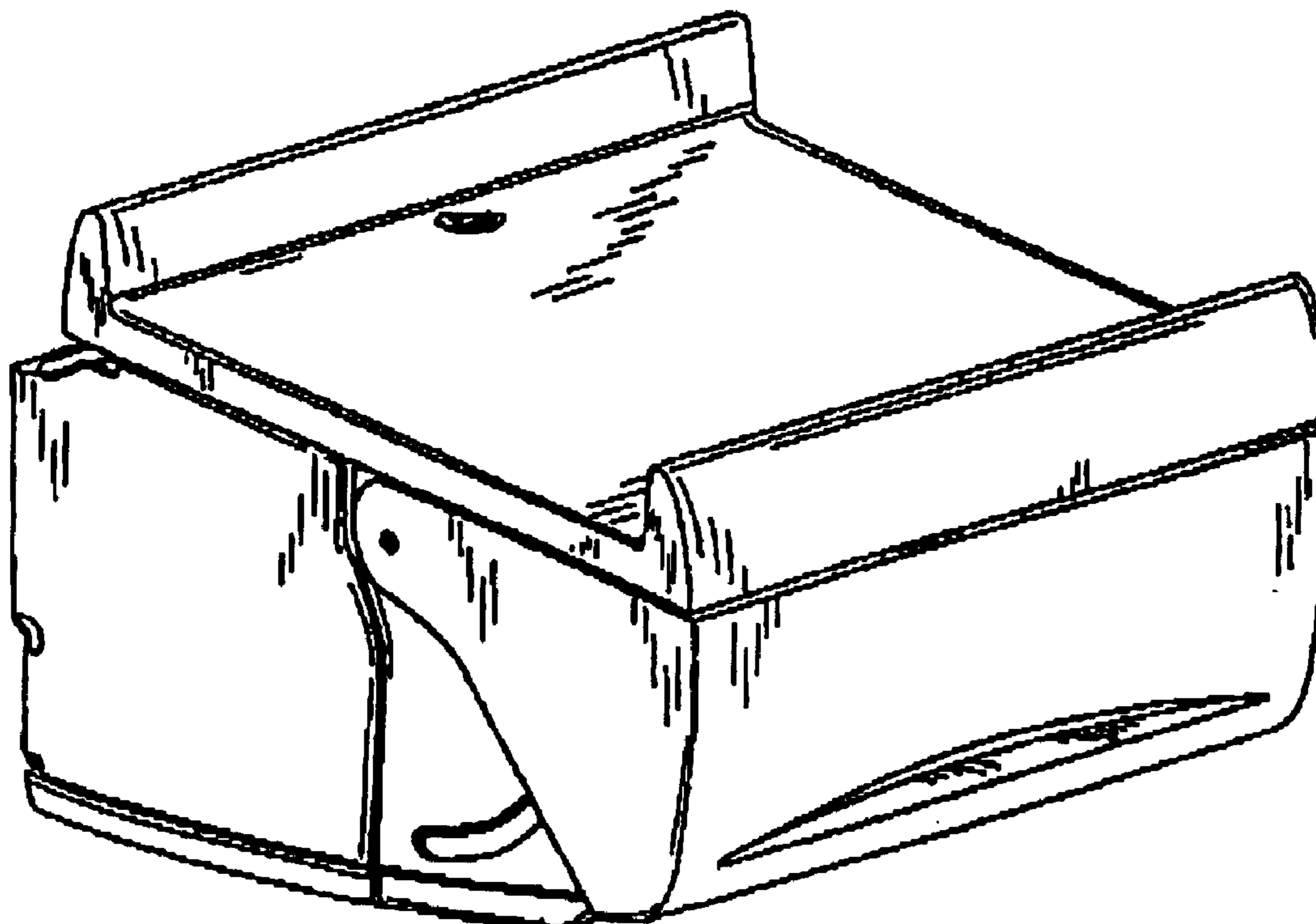
(57) **CLAIM**

The ornamental design for a storage cabinet of a truck vehicle, as shown and described.

**DESCRIPTION**

FIG. 1 is a right, front perspective view of a storage cabinet of a truck showing my new design;  
FIG. 2 is a right view thereof;  
FIG. 3 is a front view thereof,  
FIG. 4 is a top view thereof; and,  
FIG. 5 is a bottom view thereof.

**1 Claim, 2 Drawing Sheets**



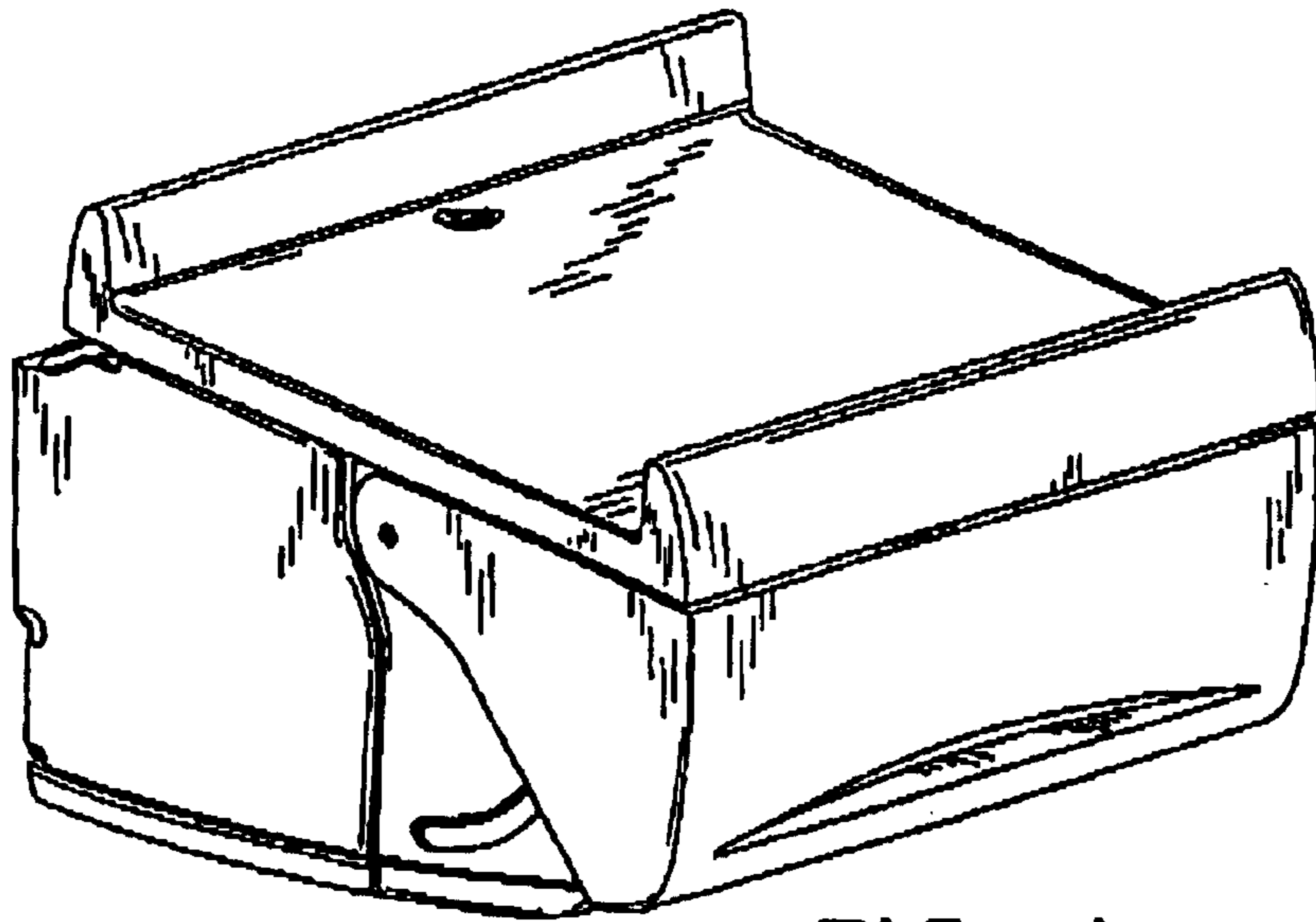


FIG. 1

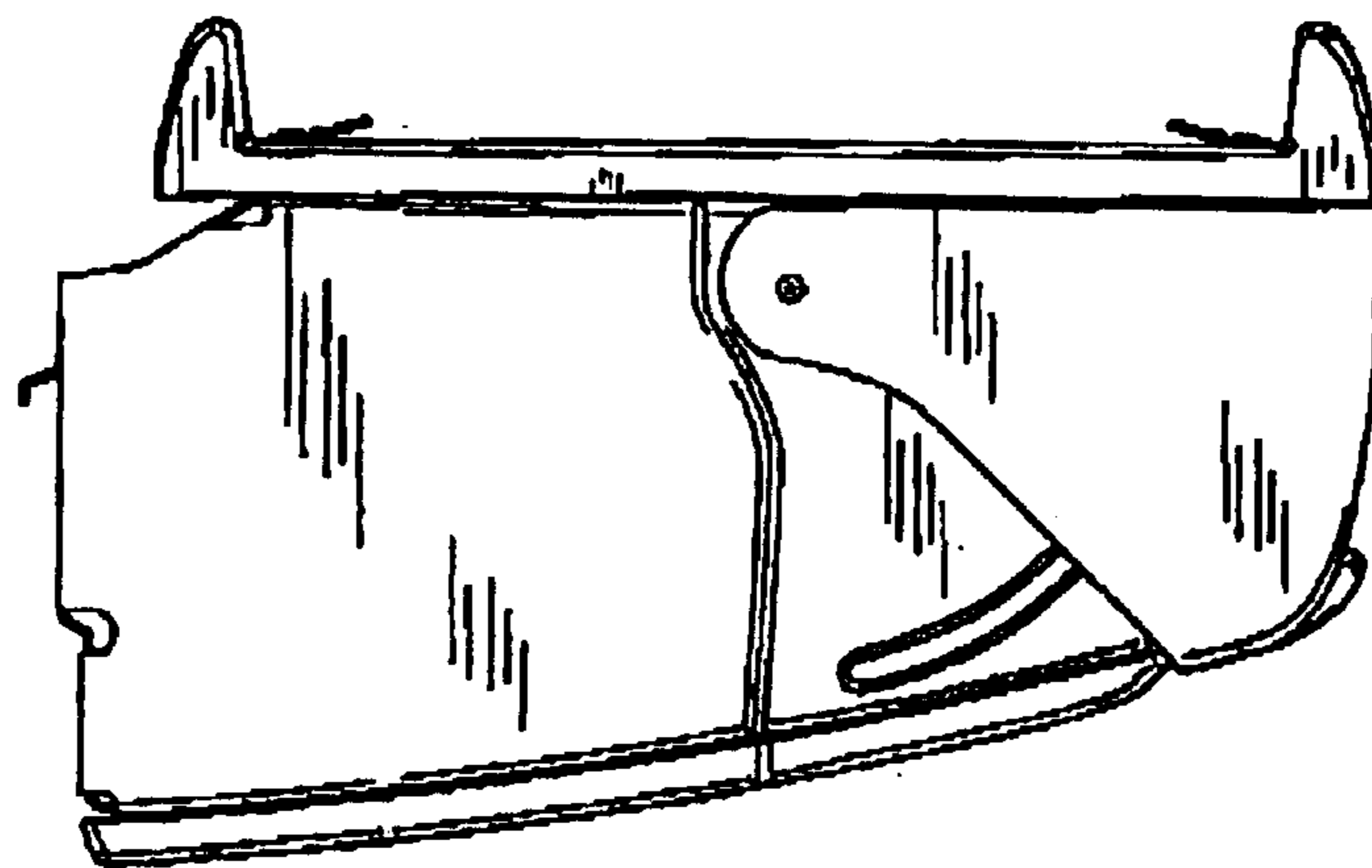


FIG. 2

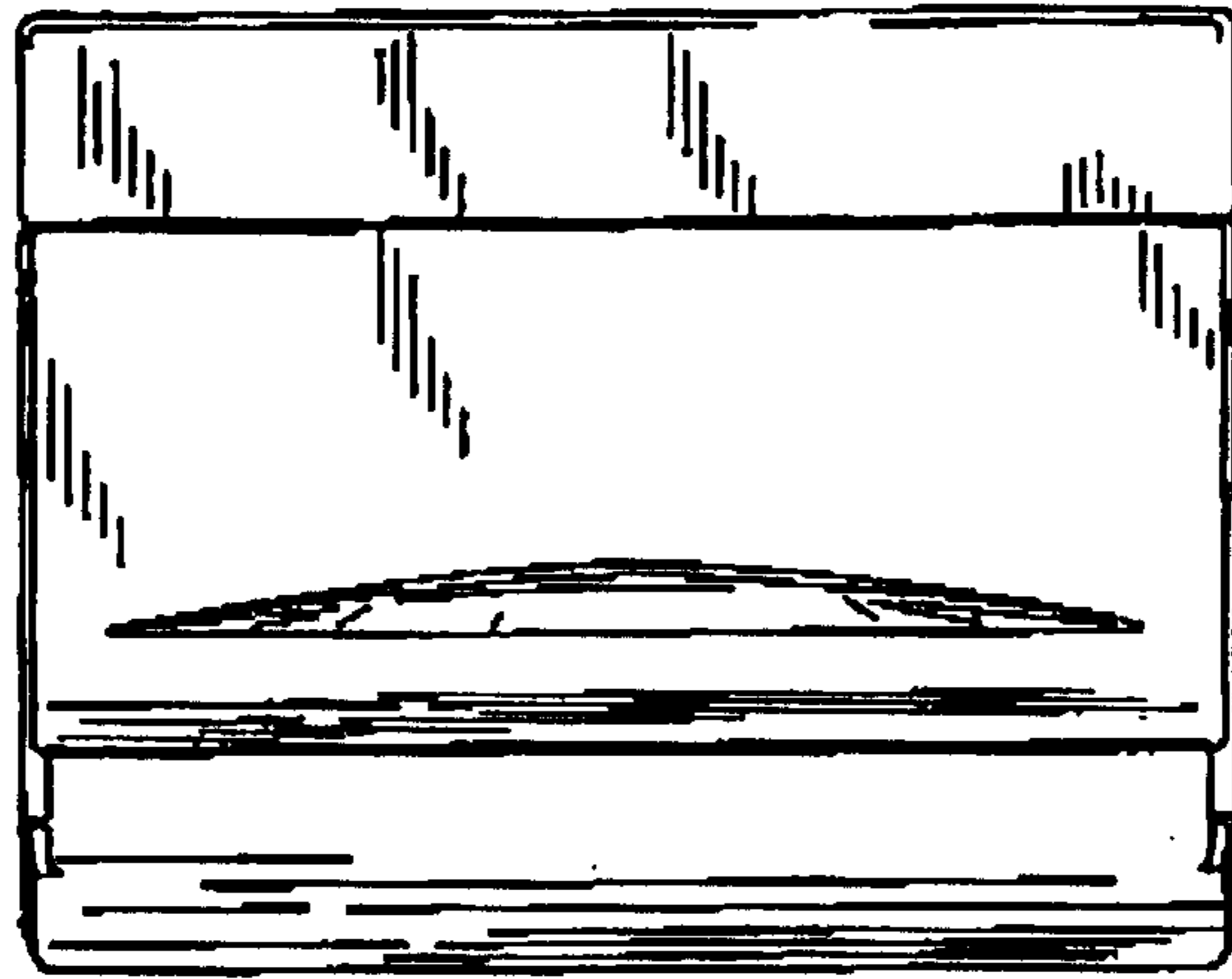


FIG. 3

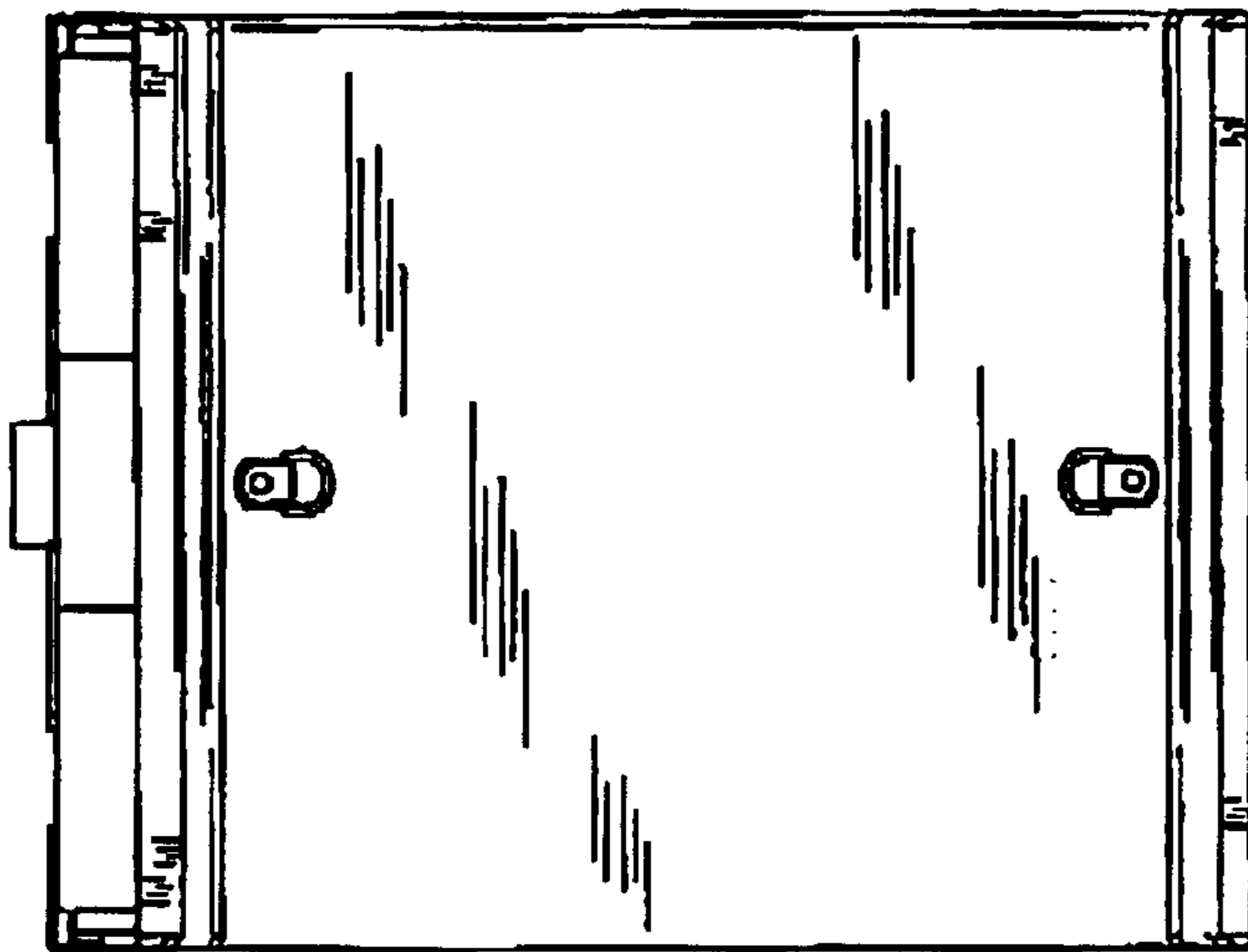


FIG. 4

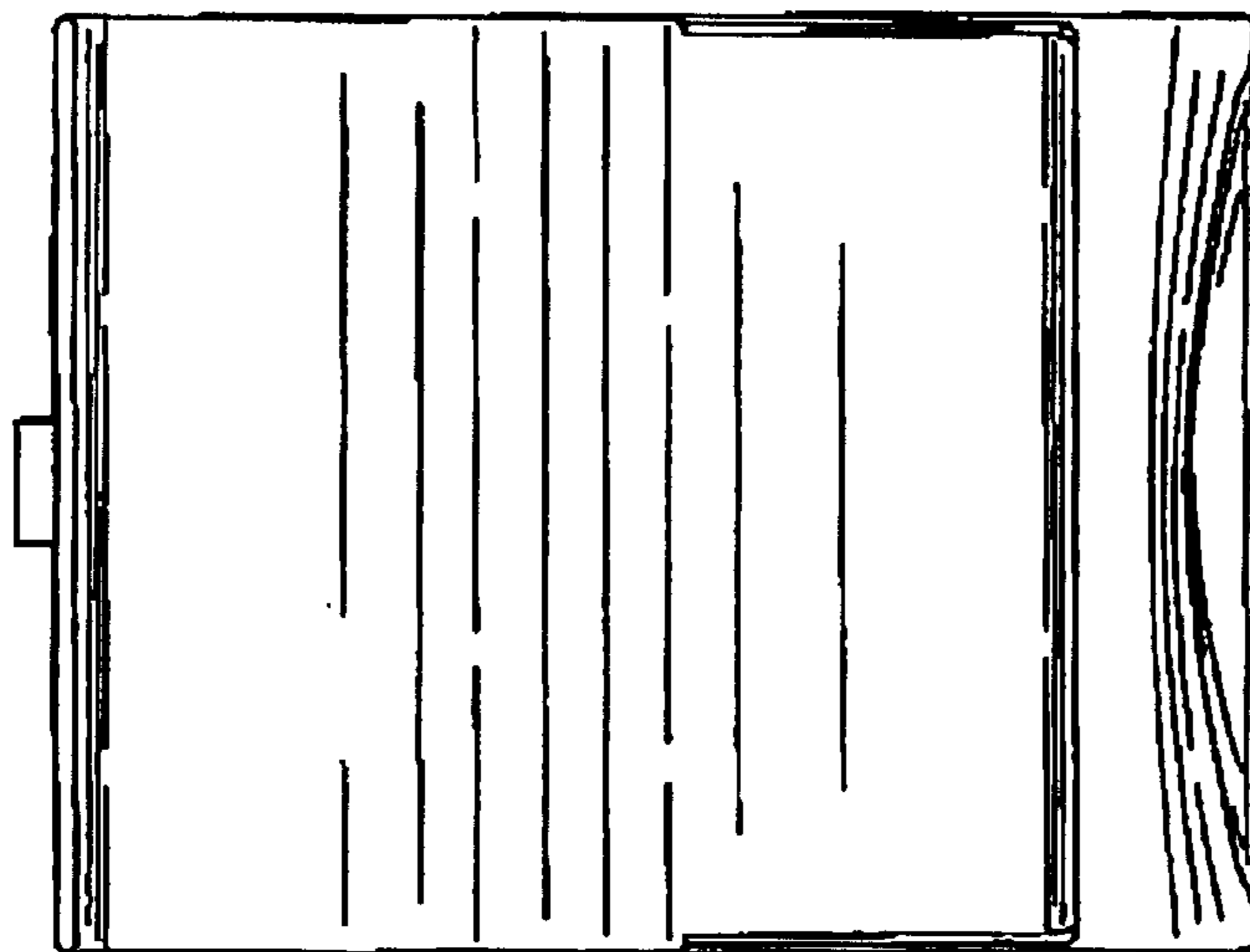


FIG. 5