

US00D543929S

(12) **United States Design Patent**
D'Andrea et al.

(10) **Patent No.:** **US D543,929 S**

(45) **Date of Patent:** **** Jun. 5, 2007**

(54) **VEHICLE TOP CARRIER**

(75) Inventors: **Dominic M. D'Andrea**, Portland, OR (US); **Jason Carothers**, Portland, OR (US); **Jeff Castro**, Portland, OR (US); **Benjamin T. Richardson**, Vancouver, WA (US)

(73) Assignee: **Yakima Products, Inc.**, Beaverton, OR (US)

(**) Term: **14 Years**

(21) Appl. No.: **29/252,665**

(22) Filed: **Jan. 23, 2006**

(51) **LOC (8) Cl.** **12-16**

(52) **U.S. Cl.** **D12/413**

(58) **Field of Classification Search** D12/406, D12/412, 413; 296/99.1, 37.7, 37.1, 100.01, 296/100.02, 157; 224/309-310, 314-315, 224/319-320, 323-329, 273; D3/273; 206/315.1-315.4
See application file for complete search history.

(56) **References Cited**

U.S. PATENT DOCUMENTS

D297,630 S *	9/1988	Breger	D12/413
D342,049 S *	12/1993	Harrison	D12/413
D412,881 S *	8/1999	Behringer	D12/413
D419,954 S *	2/2000	Bradt	D12/413

6,234,371 B1 *	5/2001	Sinn	224/328
D462,312 S *	9/2002	Klein	D12/413
D515,016 S *	2/2006	Gruner	D12/413
D519,914 S *	5/2006	Klein	D12/413
2003/0205597 A1 *	11/2003	Ford et al.	224/310

* cited by examiner

Primary Examiner—Stacia Cadmus

(74) *Attorney, Agent, or Firm*—Kolisch Hartwell, P.C.

(57) **CLAIM**


The ornamental design for a vehicle top carrier, as shown and described.

DESCRIPTION

FIG. 1 is a perspective view of a vehicle top carrier;
FIG. 2 is a top view thereof;
FIG. 3 is a side view thereof;
FIG. 4 is another side view thereof;
FIG. 5 is a bottom view thereof;
FIG. 6 is a front view thereof; and,
FIG. 7 is a rear view thereof.

The stippling and shading lines shown in the drawing(s) represent the approximate three-dimensional contour of the design, and are not intended to indicate surface decoration.

1 Claim, 3 Drawing Sheets



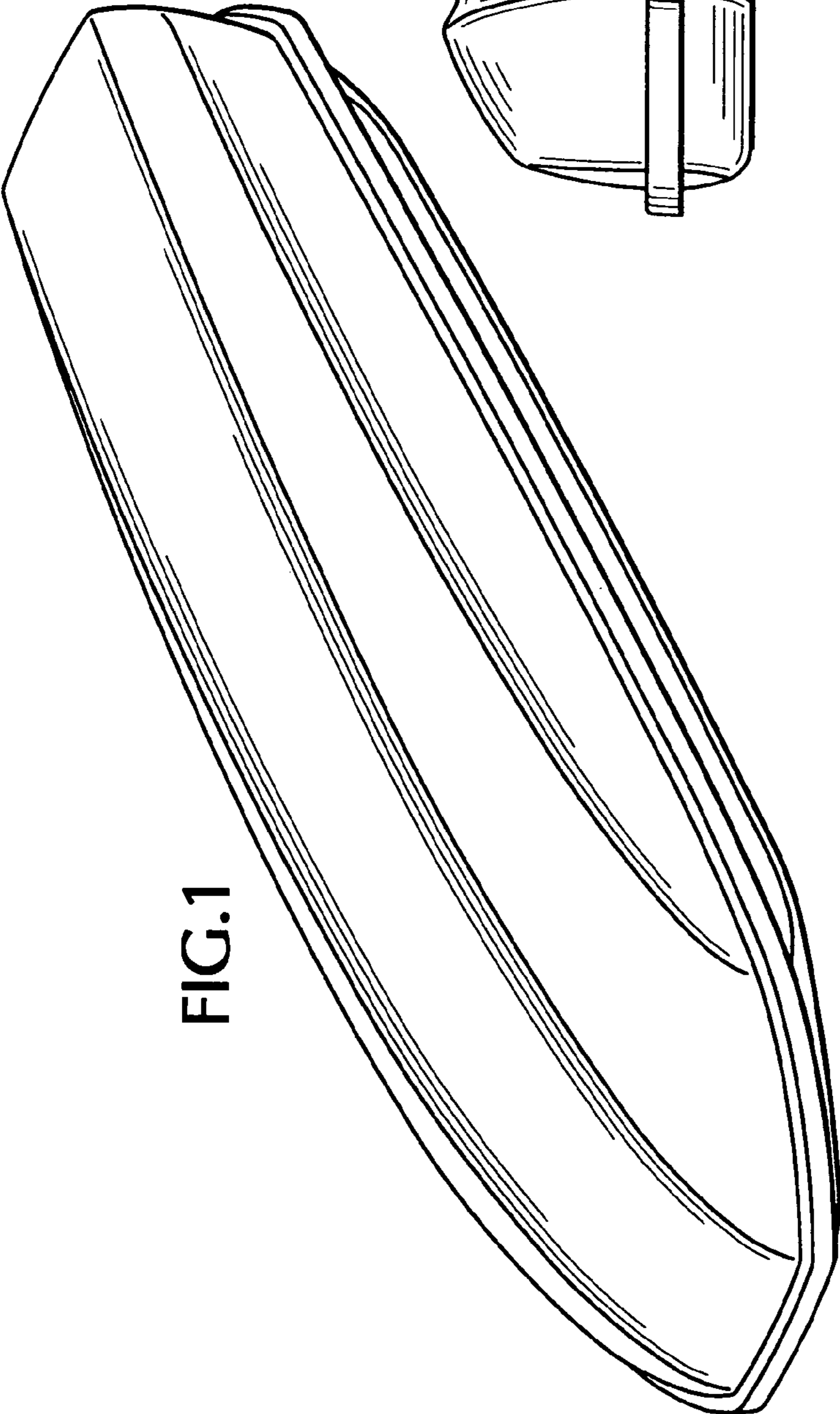


FIG. 1




FIG. 6




FIG. 7

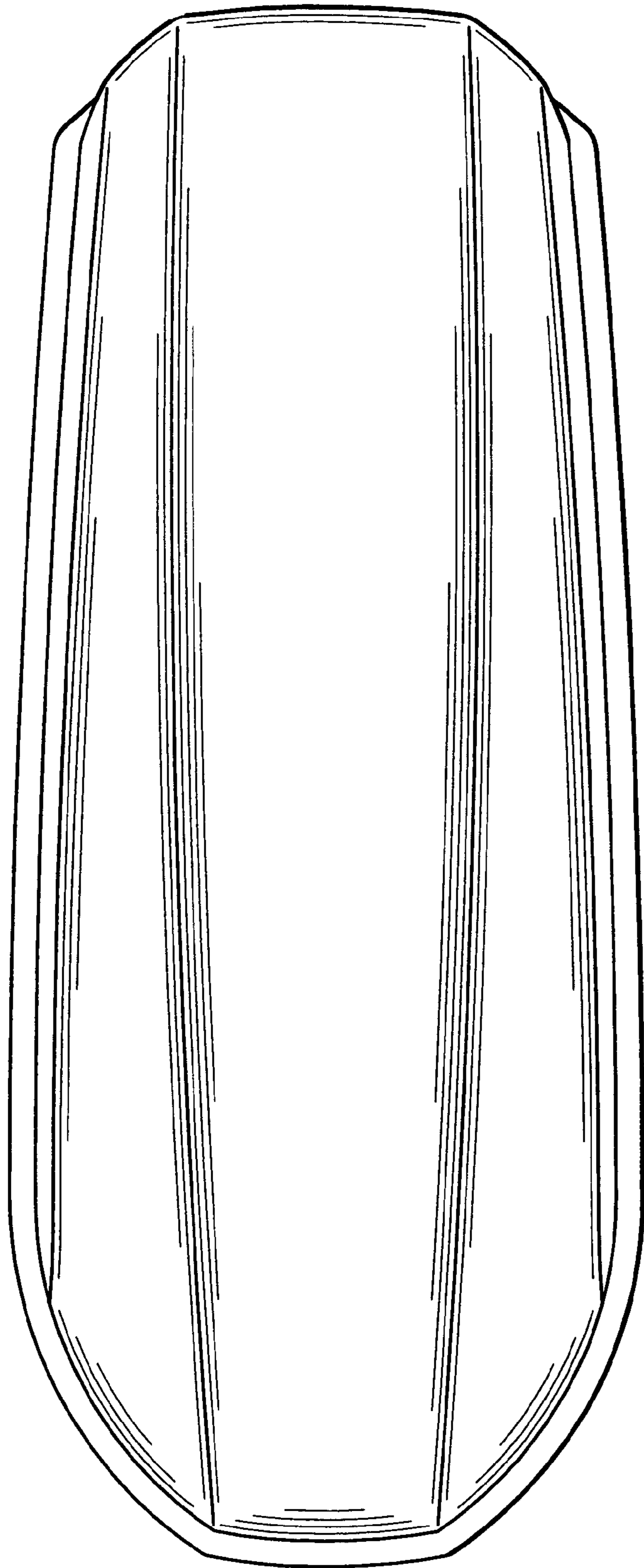


FIG. 2

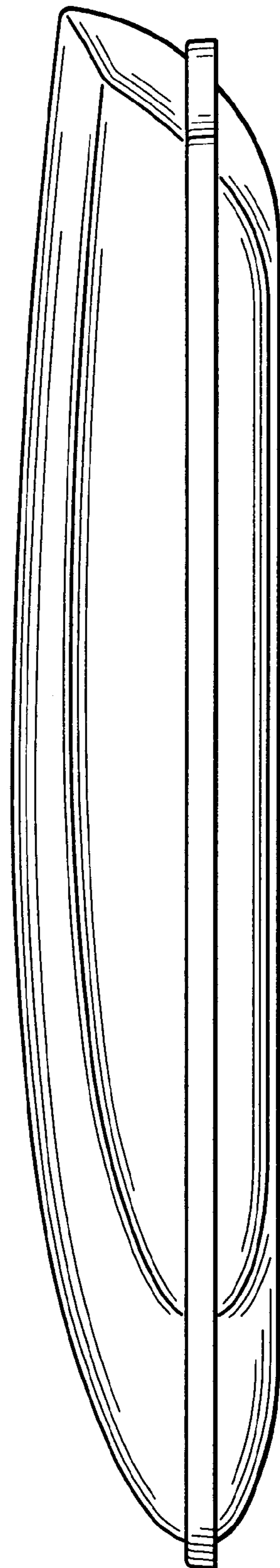


FIG. 3

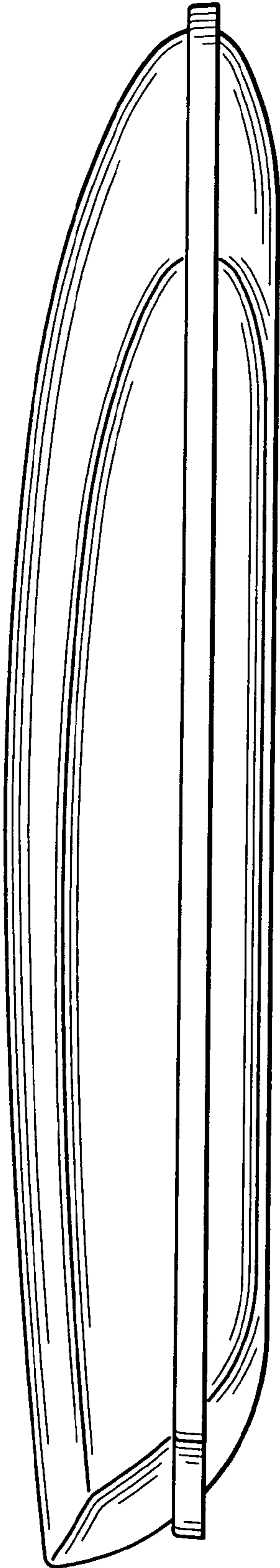


FIG. 4




FIG. 5