

US00D543920S

(12) **United States Design Patent**
Lai

(10) **Patent No.:** **US D543,920 S**
(45) **Date of Patent:** **** Jun. 5, 2007**

(54) **SURFACE CONFIGURATION OF A PORTION OF A REAR BUMPER FOR A VEHICLE**

D526,945 S * 8/2006 Lai D12/196
D528,945 S * 9/2006 Petrotta D12/92

(75) Inventor: **Pinky Lai**, Koenigsbach-Stein (DE)

* cited by examiner

(73) Assignee: **Dr. Ing. h.c.F. Porsche Aktiengesellschaft**, Stuttgart (DE)

Primary Examiner—Melody N. Brown
(74) *Attorney, Agent, or Firm*—Crowell & Moring LLP

(**) Term: **14 Years**

(57) **CLAIM**

(21) Appl. No.: **29/243,826**

The ornamental design for a surface configuration of a portion of a rear bumper for a vehicle, as shown and described.

(22) Filed: **Dec. 1, 2005**

(30) **Foreign Application Priority Data**

DESCRIPTION

Jun. 2, 2005 (EM) 000352547-0001/0002

(51) **LOC (8) Cl.** **12-16**

(52) **U.S. Cl.** **D12/196**

(58) **Field of Classification Search** D12/196,
D12/190, 90–92, 96; 296/56, 57.1, 183,
296/185, 190, 196, 197, 89.11, 89.12

FIG. 1 is a left perspective view of a first embodiment of a surface configuration of a portion of a rear bumper for a vehicle according to my novel design, the right perspective view being mirror symmetrical; and

FIG. 2 is a front view thereof.

See application file for complete search history.

FIG. 3 is a left perspective view of a second embodiment of the surface configuration of a portion of a rear bumper for a vehicle according to my novel design, the right perspective view being mirror symmetrical; and,

FIG. 4 is a front view thereof.

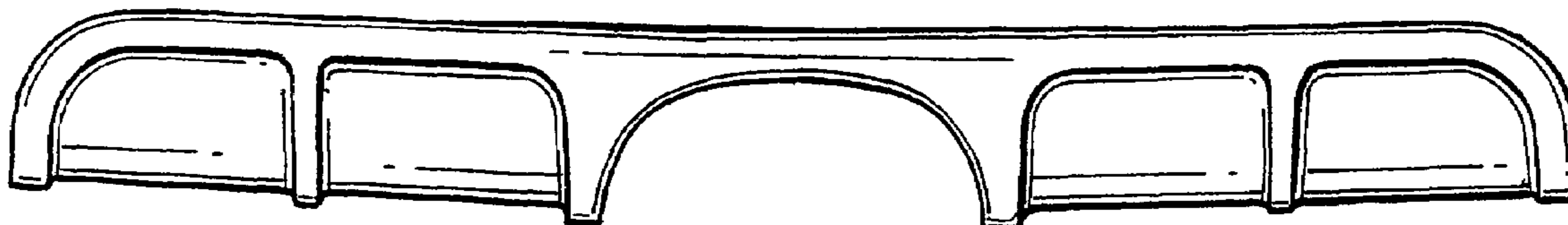
(56) **References Cited**

U.S. PATENT DOCUMENTS

D515,461 S * 2/2006 Lai D12/92
D515,992 S * 2/2006 Baum D12/169
D516,465 S * 3/2006 Peters D12/92
D526,600 S * 8/2006 Lai D12/92

The broken lines are for illustrative purposes only and form no part of the claimed design.

1 Claim, 2 Drawing Sheets



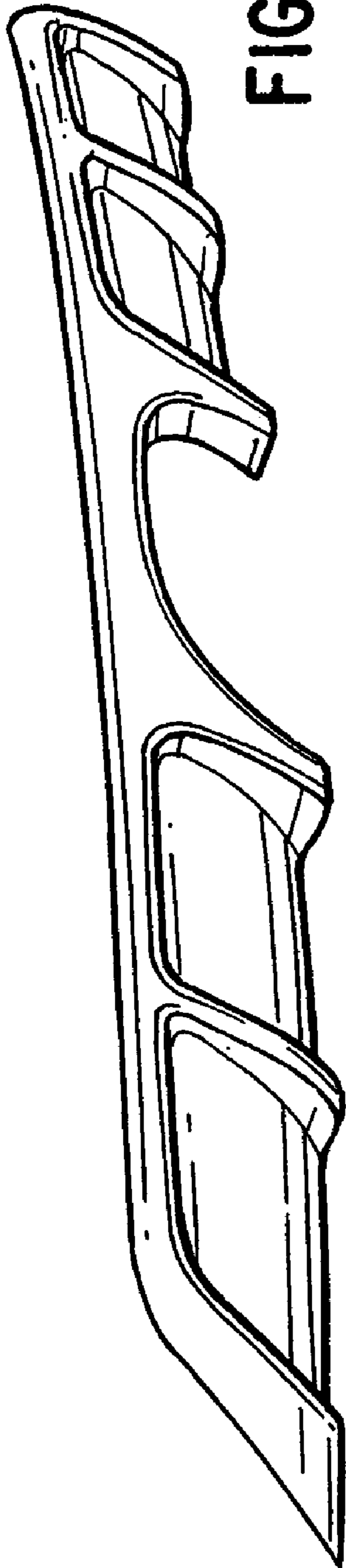


FIG. 1

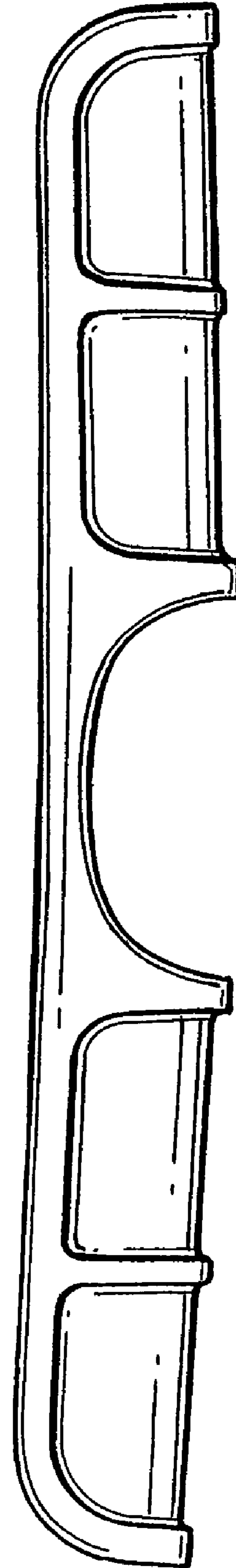


FIG. 2

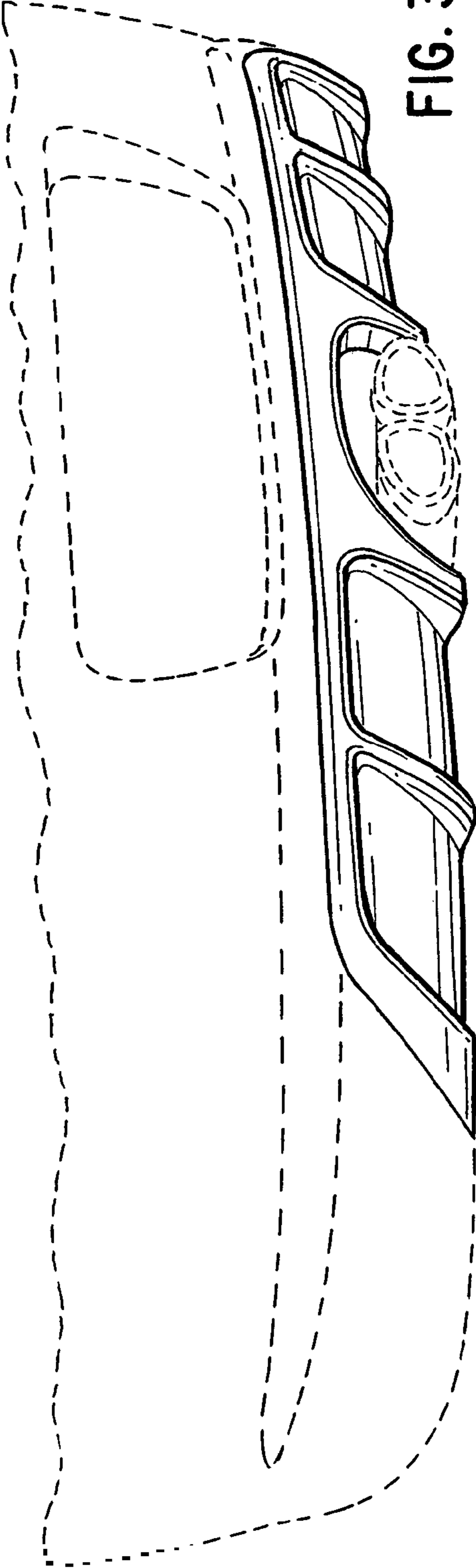


FIG. 3

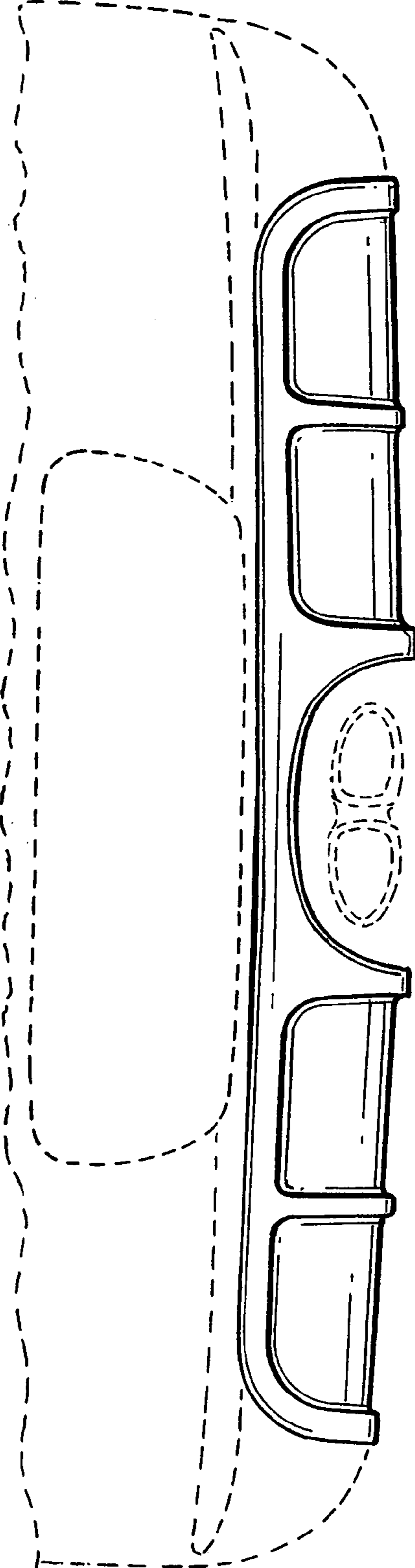


FIG. 4