



US00D543914S

(12) **United States Design Patent**  
**Lai**

(10) **Patent No.:** **US D543,914 S**  
(45) **Date of Patent:** **\*\* Jun. 5, 2007**

(54) **SURFACE CONFIGURATION OF A FRONT SPOILER FOR A VEHICLE**

D491,851 S \* 6/2004 Perfetti et al. .... D12/181  
D511,731 S \* 11/2005 Lariviere et al. .... D12/196  
D515,989 S \* 2/2006 Choi et al. .... D12/169

(75) Inventor: **Pinky Lai**, Koenigsbach-Stein (DE)

\* cited by examiner

(73) Assignee: **Dr. Ing. h.c.F. Porsche Aktiengesellschaft**, Stuttgart (DE)

*Primary Examiner*—Melody N. Brown  
(74) *Attorney, Agent, or Firm*—Crowell & Moring LLP

(\*\*) Term: **14 Years**

(21) Appl. No.: **29/243,828**

(22) Filed: **Dec. 1, 2005**

(30) **Foreign Application Priority Data**

Jun. 2, 2005 (EM) ..... 000352521-0001

(51) **LOC (8) Cl.** ..... **12-16**

(52) **U.S. Cl.** ..... **D12/181; D12/196**

(58) **Field of Classification Search** ..... D12/169,  
D12/196, 190, 90-92, 171, 181; 296/180.1-180.5;  
293/102, 113, 115, 120; 280/727, 770, 848;  
180/903

See application file for complete search history.

(56) **References Cited**

**U.S. PATENT DOCUMENTS**

D455,990 S \* 4/2002 Mobius ..... D12/196

(57) **CLAIM**

The ornamental design for a surface configuration of a front spoiler for a vehicle, as shown and described.

**DESCRIPTION**

FIG. 1 is a left perspective view of a first embodiment of a surface configuration of a front spoiler for a vehicle according to my novel design; and

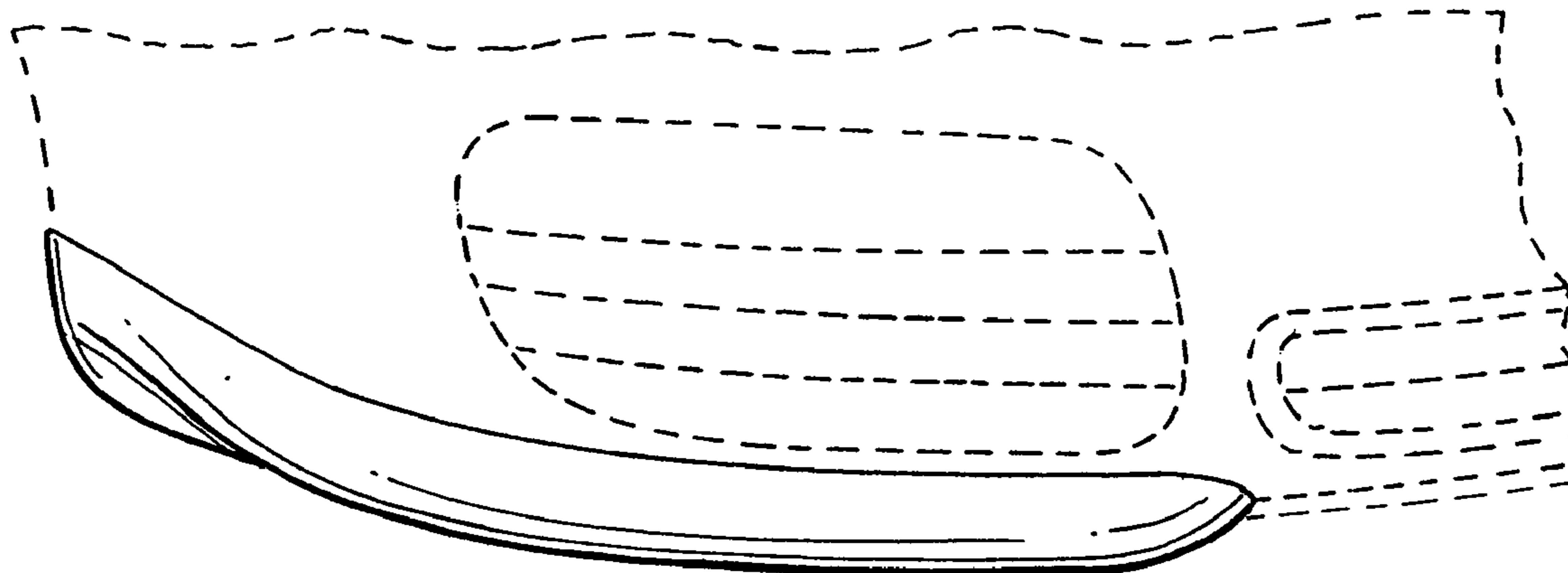
FIG. 2 is a left side view thereof.

FIG. 3 is a right perspective view of a second embodiment of the surface configuration of a front spoiler for a vehicle according to my novel design; and,

FIG. 4 is a right side view of FIG. 3.

The broken lines are for illustrative purposes only and form no part of the claimed design.

**1 Claim, 2 Drawing Sheets**



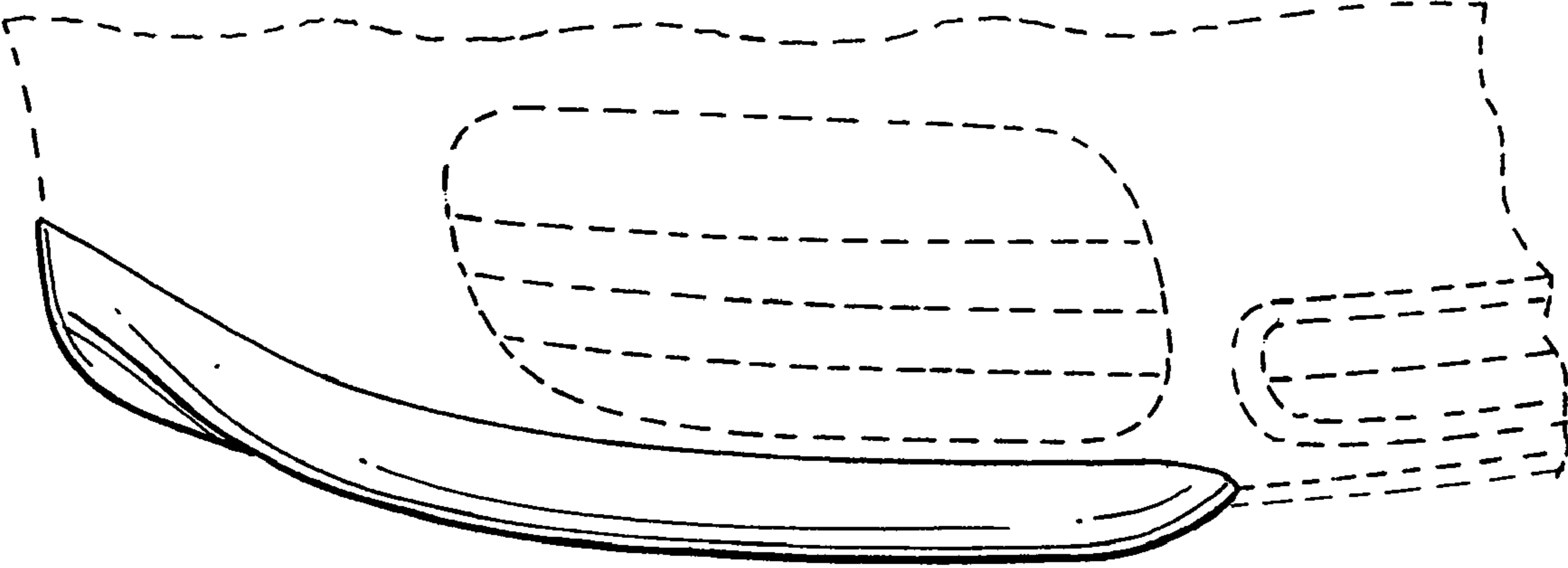


FIG. 1

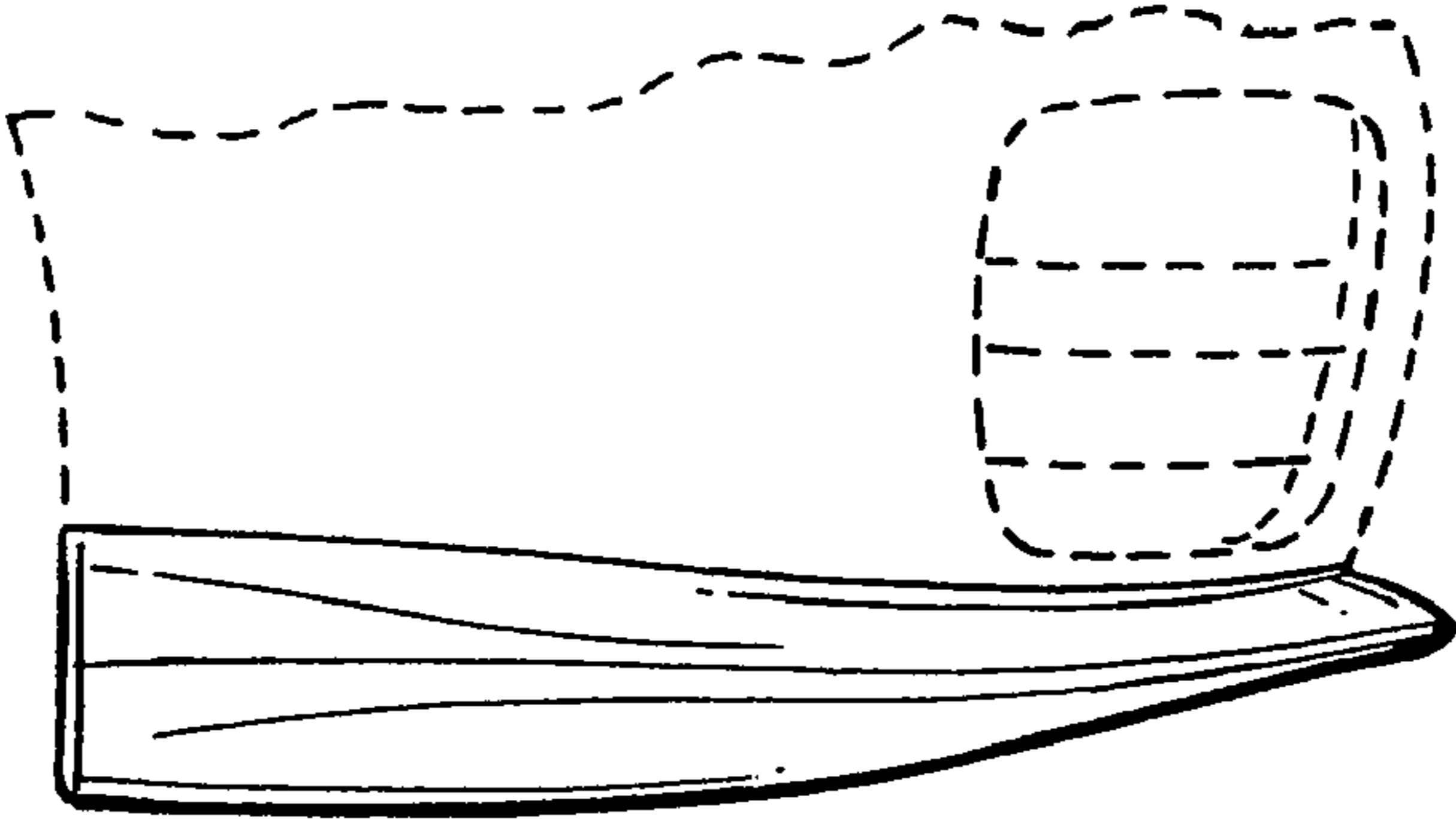


FIG. 2

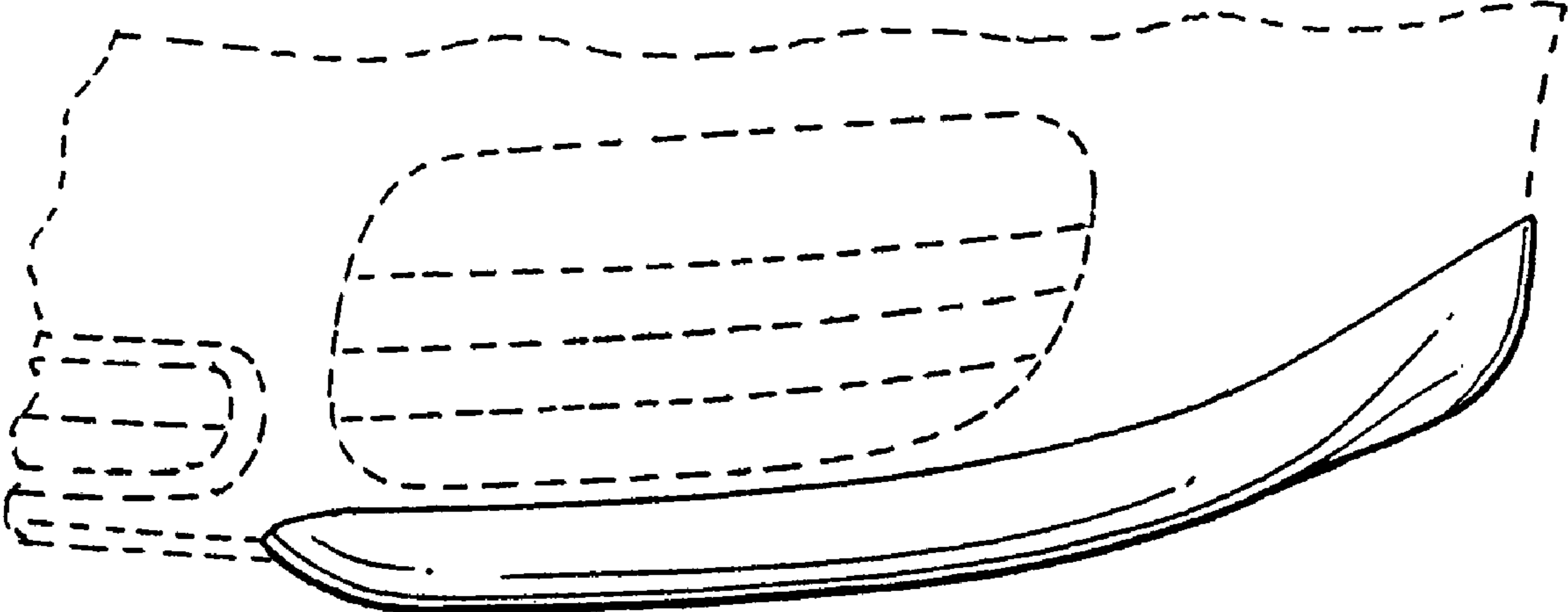


FIG. 3

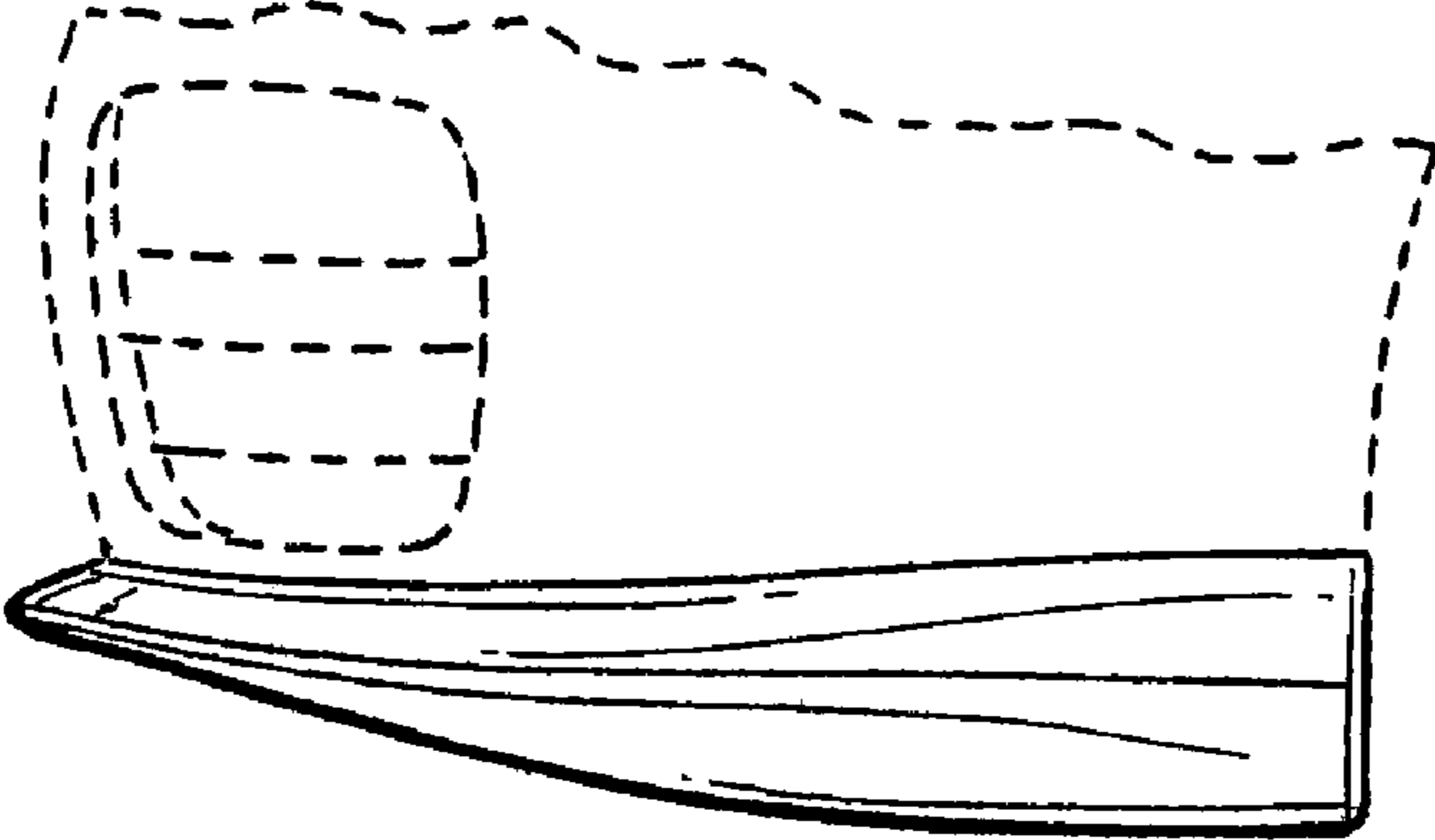


FIG. 4