



US00D543887S

(12) **United States Design Patent**
Liverino

(10) **Patent No.:** **US D543,887 S**

(45) **Date of Patent:** **** Jun. 5, 2007**

(54) **JEWELRY ARTICLE STRING WITH LUCKY CHARM**

(75) Inventor: **Vincenzo Liverino**, Torre del Greco (IT)

(73) Assignee: **Basilio Liverino S.N.C.**, Torre del Greco (IT)

(**) Term: **14 Years**

(21) Appl. No.: **29/238,404**

(22) Filed: **Sep. 15, 2005**

(30) **Foreign Application Priority Data**

Mar. 25, 2005 (IT) 2005O0017

(51) **LOC (8) Cl.** **11-01**

(52) **U.S. Cl.** **D11/79**

(58) **Field of Classification Search** D11/1-3,
D11/6-9, 11, 17, 22, 40, 41, 43, 79, 80, 86,
D11/87; 63/1.16, 3, 6, 10, 15.1, 15.4, 18,
63/34, 35; D10/33, 37
See application file for complete search history.

(56) **References Cited**

U.S. PATENT DOCUMENTS

4,516,776	A *	5/1985	Nicholas	273/146
4,891,956	A *	1/1990	MacDonald	63/3
6,026,515	A *	2/2000	Nielson et al.	2/244
6,370,912	B1 *	4/2002	Sutton	63/12
6,865,908	B1 *	3/2005	Cheng	63/29.1

* cited by examiner

Primary Examiner—Doris Clark

Assistant Examiner—Michael Pratt

(74) *Attorney, Agent, or Firm*—Reising, Ethington, Barner, Kisselle, P.C.


(57) **CLAIM**

The ornamental design for jewelry article string with lucky charm, as shown and described.

DESCRIPTION

FIG. 1 is a front view of the jewelry article;
 FIG. 2 is a left side view of the jewelry article;
 FIG. 3 is a rear view of the jewelry article;
 FIG. 4 is a right side view of the jewelry article;
 FIG. 5 is a top view of the jewelry article;
 FIG. 6 is a bottom view of the jewelry article;
 FIG. 7 is a perspective view of the jewelry article;
 FIG. 8 shows the jewelry article of FIGS. 1-7 with the button-like semispherical element introduced into the buttonhole of a men's suit, with the decorative pendent portions visible out of the pocket; and,
 FIG. 9 shows the jewelry article of FIGS. 1-8 with the string and the pendent part completely located into the pocket of the men's suit.
 The broken line showing of a man's jacket is for illustrative purposes only and forms no part of the claimed design.

1 Claim, 4 Drawing Sheets



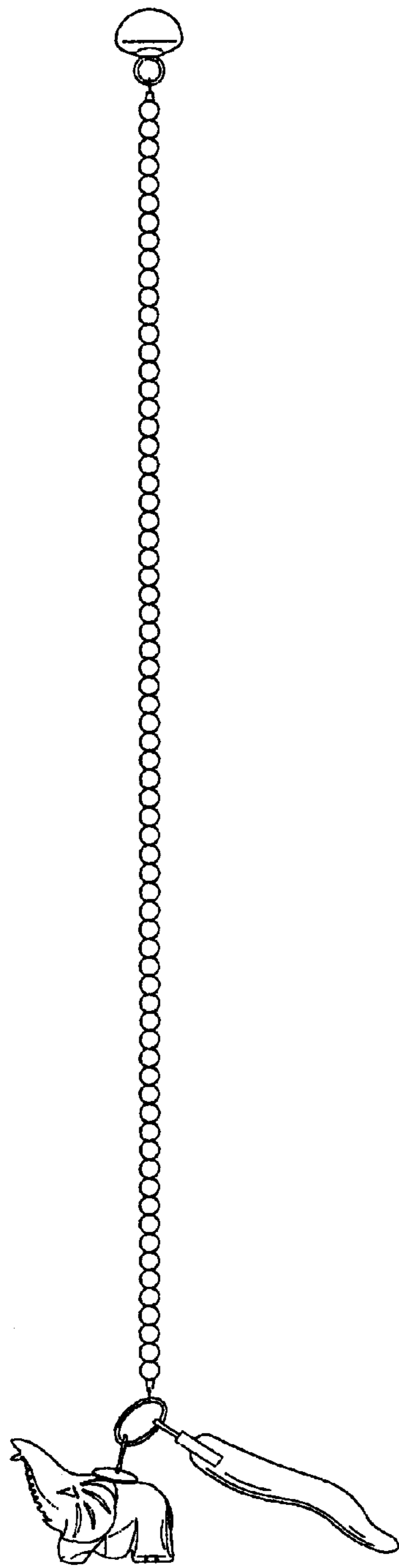


FIG. 1

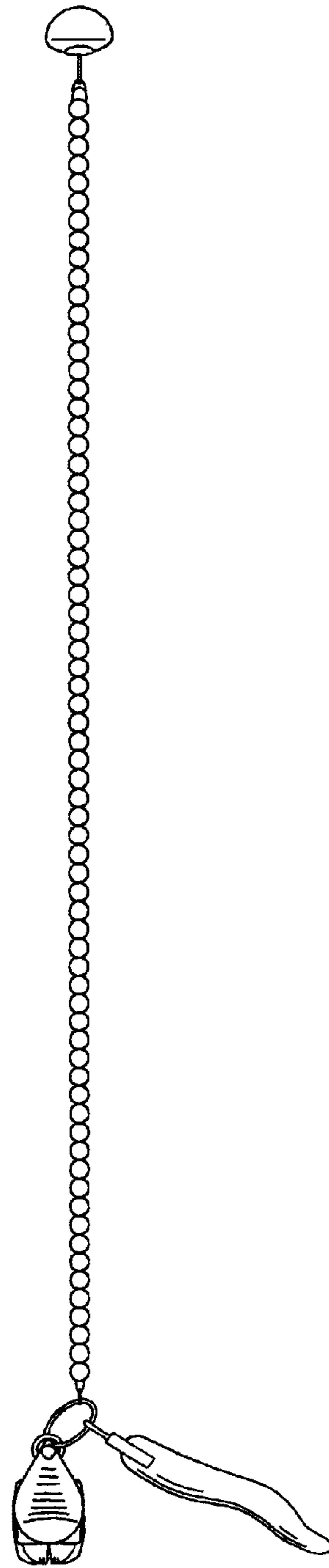


FIG. 2

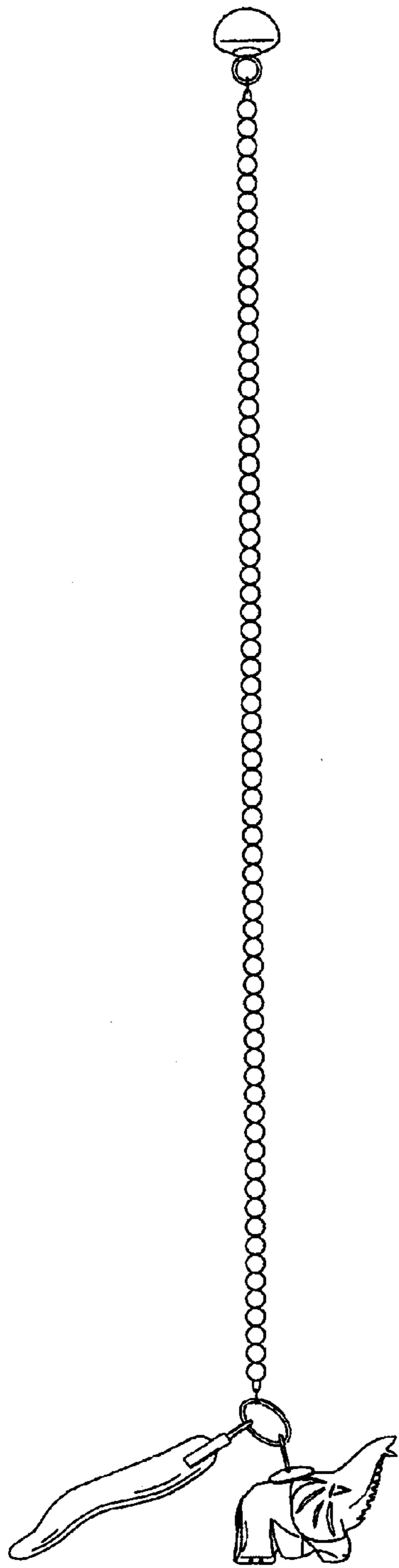


FIG. 3




FIG. 4

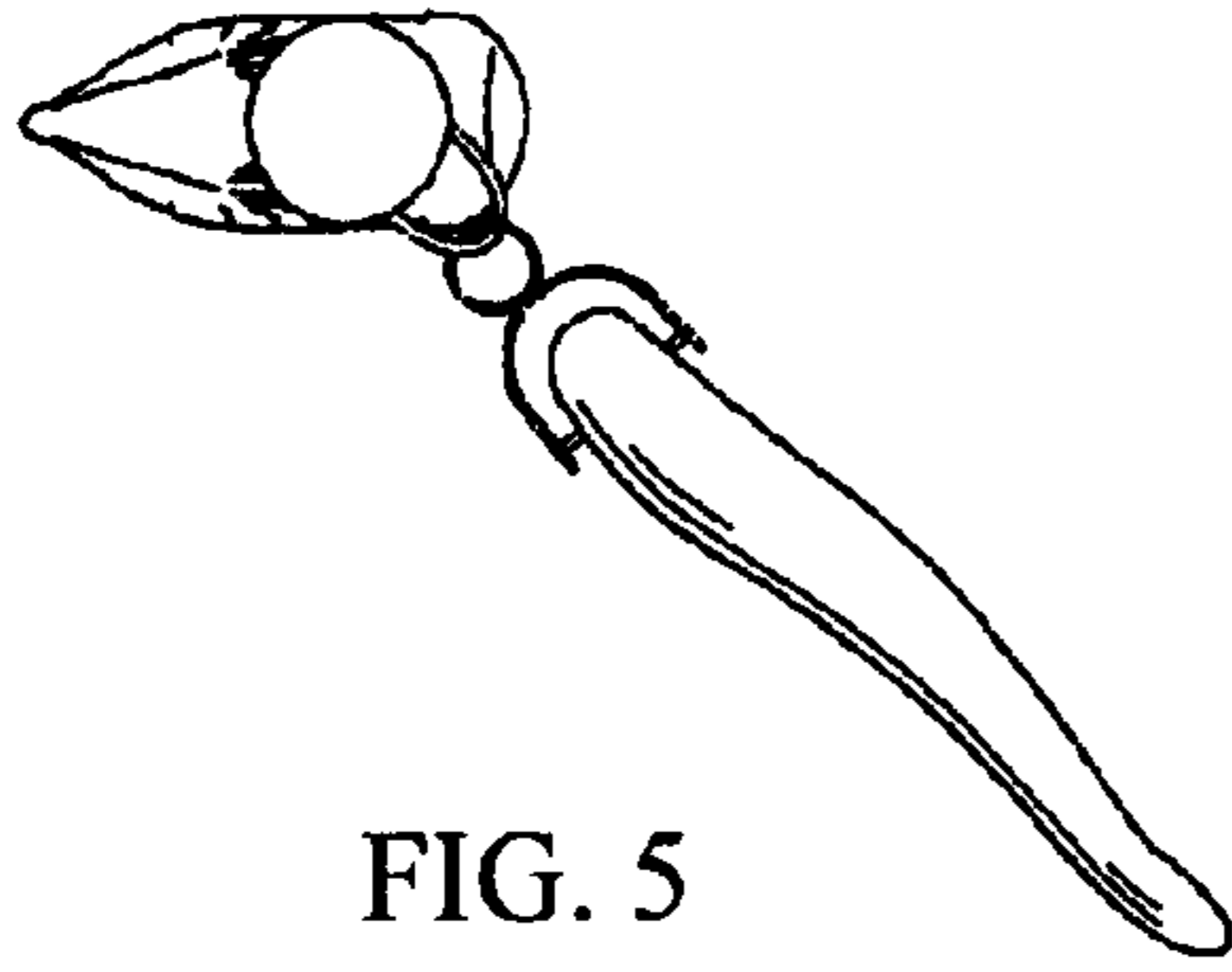


FIG. 5

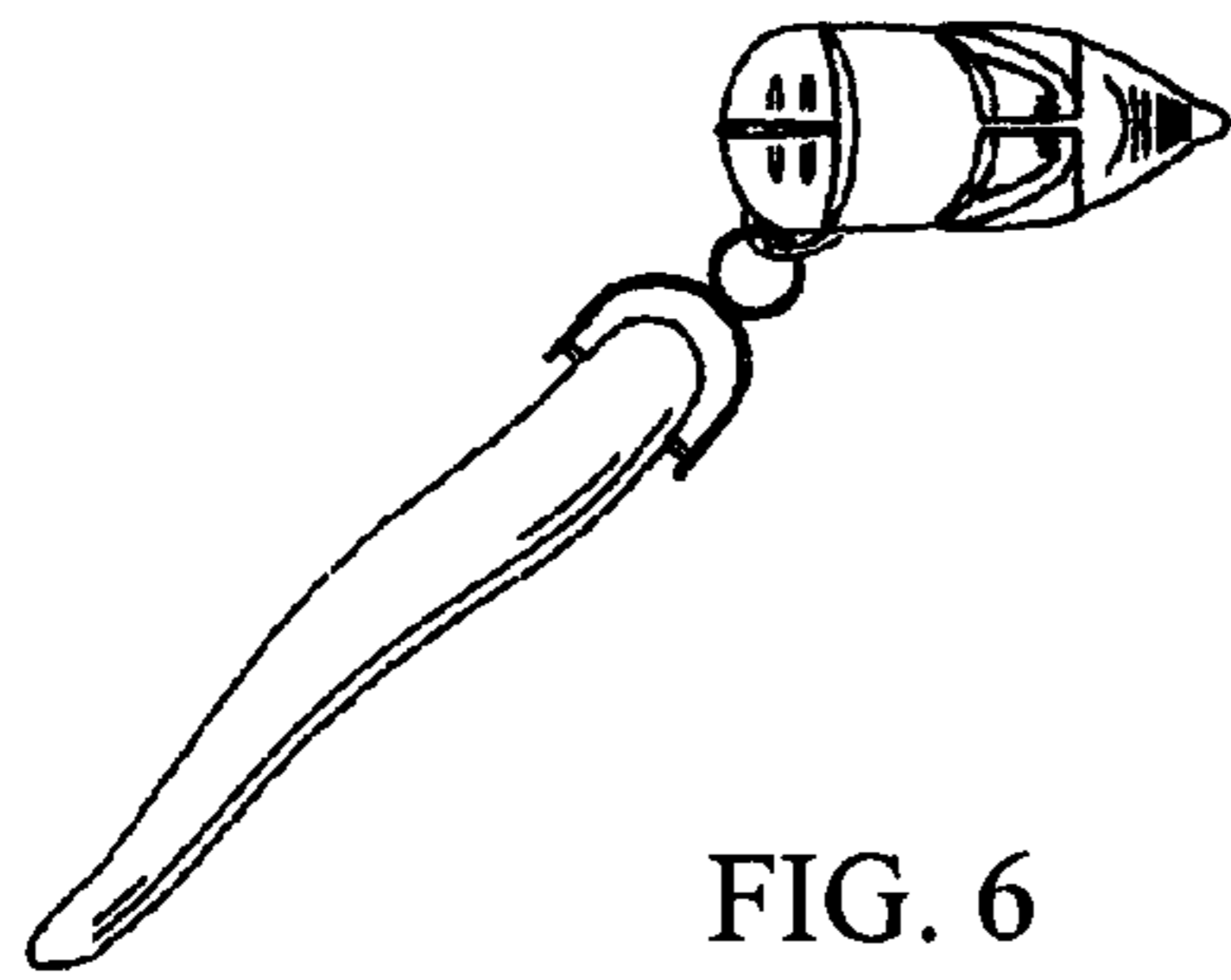


FIG. 6

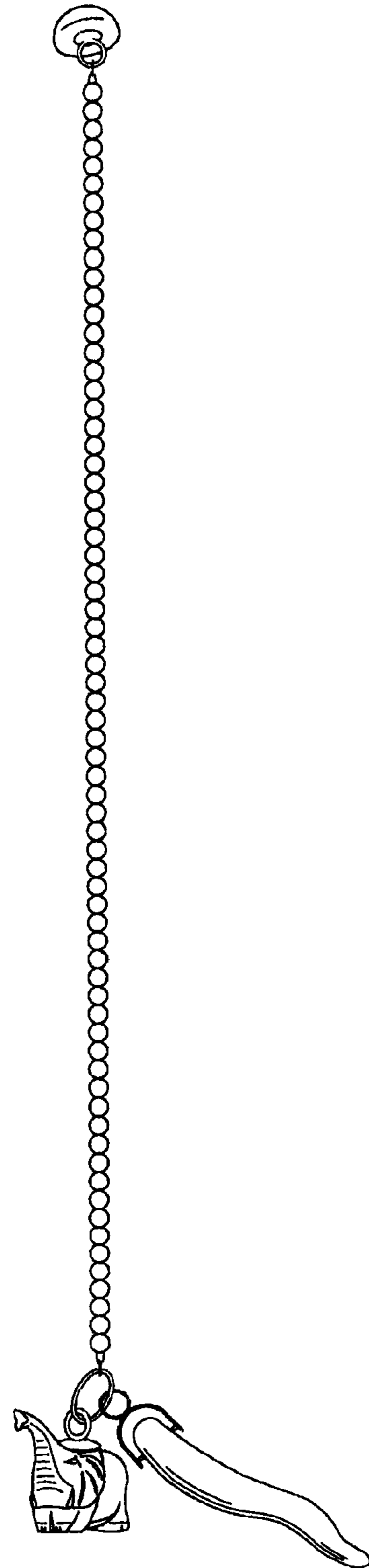


FIG. 7

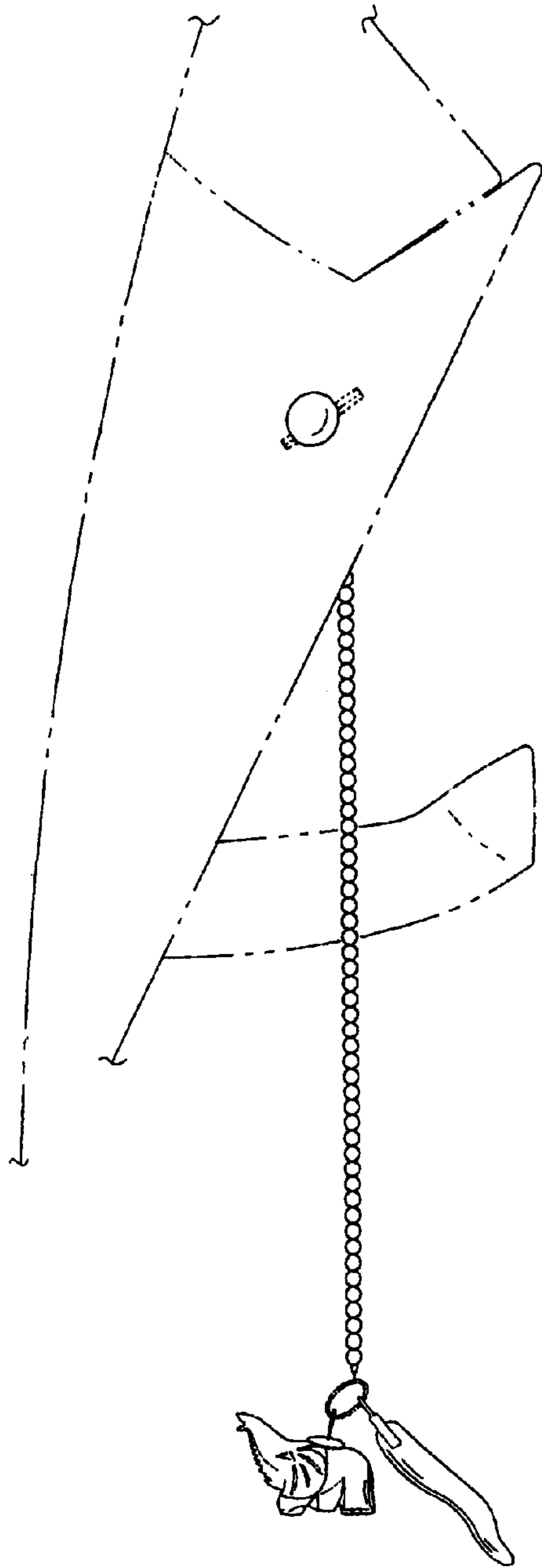


FIG. 8

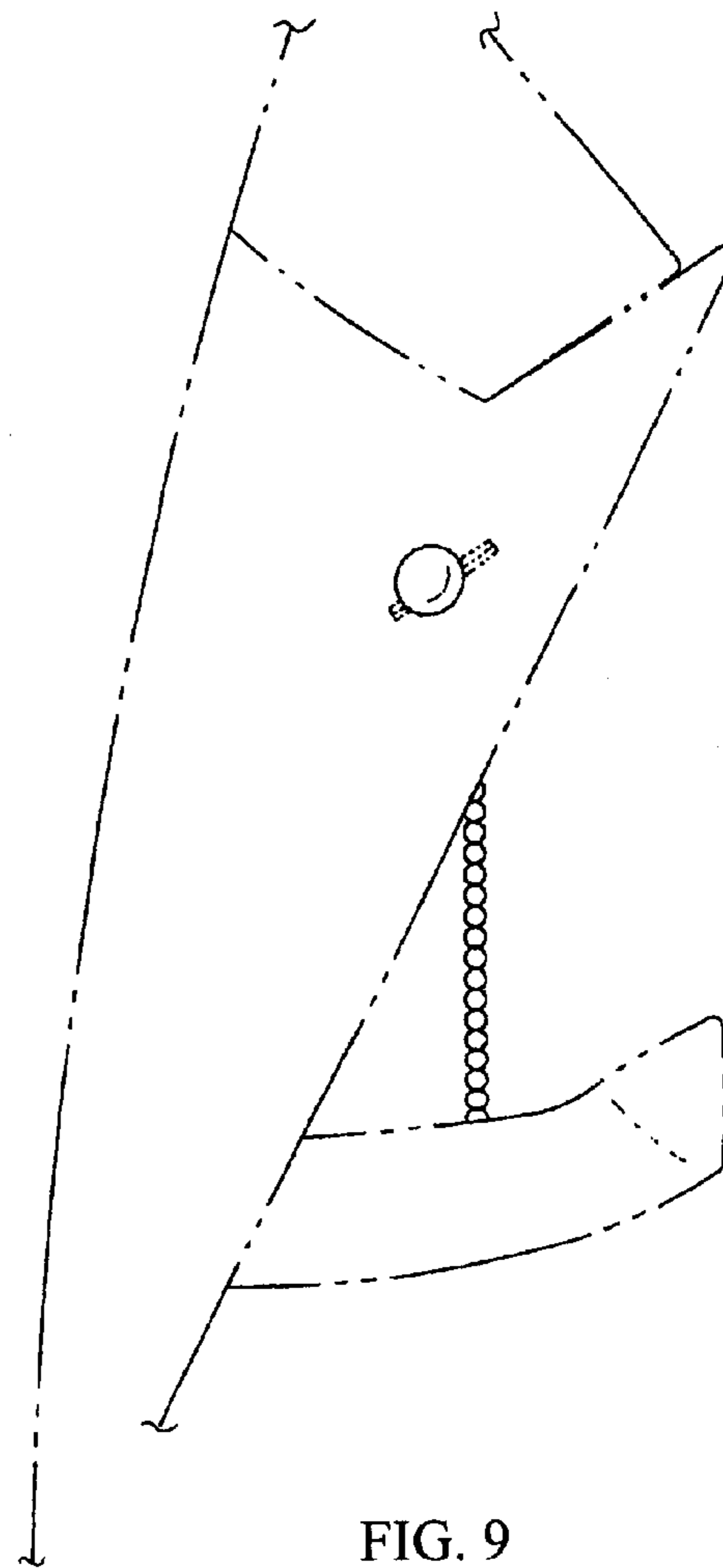


FIG. 9