



US00D543886S

(12) **United States Design Patent**  
**Pandel**

(10) **Patent No.:** **US D543,886 S**

(45) **Date of Patent:** **\*\* Jun. 5, 2007**

(54) **BEZEL FOR A WATCH**

(75) Inventor: **Christiane Pandel**, Chambesy (CH)

(73) Assignee: **Rolex Watch U.S.A. Inc.**, New York, NY (US)

(\*\*) Term: **14 Years**

(21) Appl. No.: **29/054,674**

(22) Filed: **May 20, 1996**

**Related U.S. Application Data**

(63) Continuation of application No. 07/558,842, filed on Jul. 26, 1990, now abandoned.

(30) **Foreign Application Priority Data**

Jan. 30, 1990 (WO) ..... DM/015 732

(51) **LOC (8) Cl.** ..... **10-07**

(52) **U.S. Cl.** ..... **D10/128**

(58) **Field of Classification Search** ..... D10/1-40,  
D10/122-132; 368/280-282, 285, 294-295

See application file for complete search history.

(56) **References Cited**

**U.S. PATENT DOCUMENTS**

D137,690 S \* 4/1944 Sprecker ..... D10/126

**OTHER PUBLICATIONS**

European Jeweler (Uhrmacher Zeitschrift), Jul. 1984 see circled watch, lower center p. 59.\*

Chartpak Catalog, © 1984, see p. 207, circled numerals, top center.\*

*Best Catalog*—Aug. 1986—p. 94—Watches #4-5 at top-center and #11 at bottom.\*

*Goldschmiede Zeitung*—Feb. 1983—p. 101—Watch Bezel at top-right.\*

*Swiss Watch & Jewelry Journal*—Feb. 1989—p. 309—Watch with Engraved Indian-Bezel.\*

Rolex “*Oyster Perpetual Datejust*” and “*Oyster Perpetual Date Submariner*” watches illustrated on p. 3 of Rolex’s Jul. 1999 color catalog entitled “*The World of Rolex*”.

Rolex Catalog, Models 168033, 16900A, 168088, 16660A.

\* cited by examiner

*Primary Examiner*—Lucy Lieberman

(74) *Attorney, Agent, or Firm*—Morgan & Finnegan LLP

(57) **CLAIM**

The ornamental design for a bezel for a watch, as shown and described.

**DESCRIPTION**

FIG. 1 is a top, left, front perspective view of a bezel for a watch showing my new design;


FIG. 2 is a front elevational view thereof;

FIG. 3 is a bottom plan view of FIG. 2;

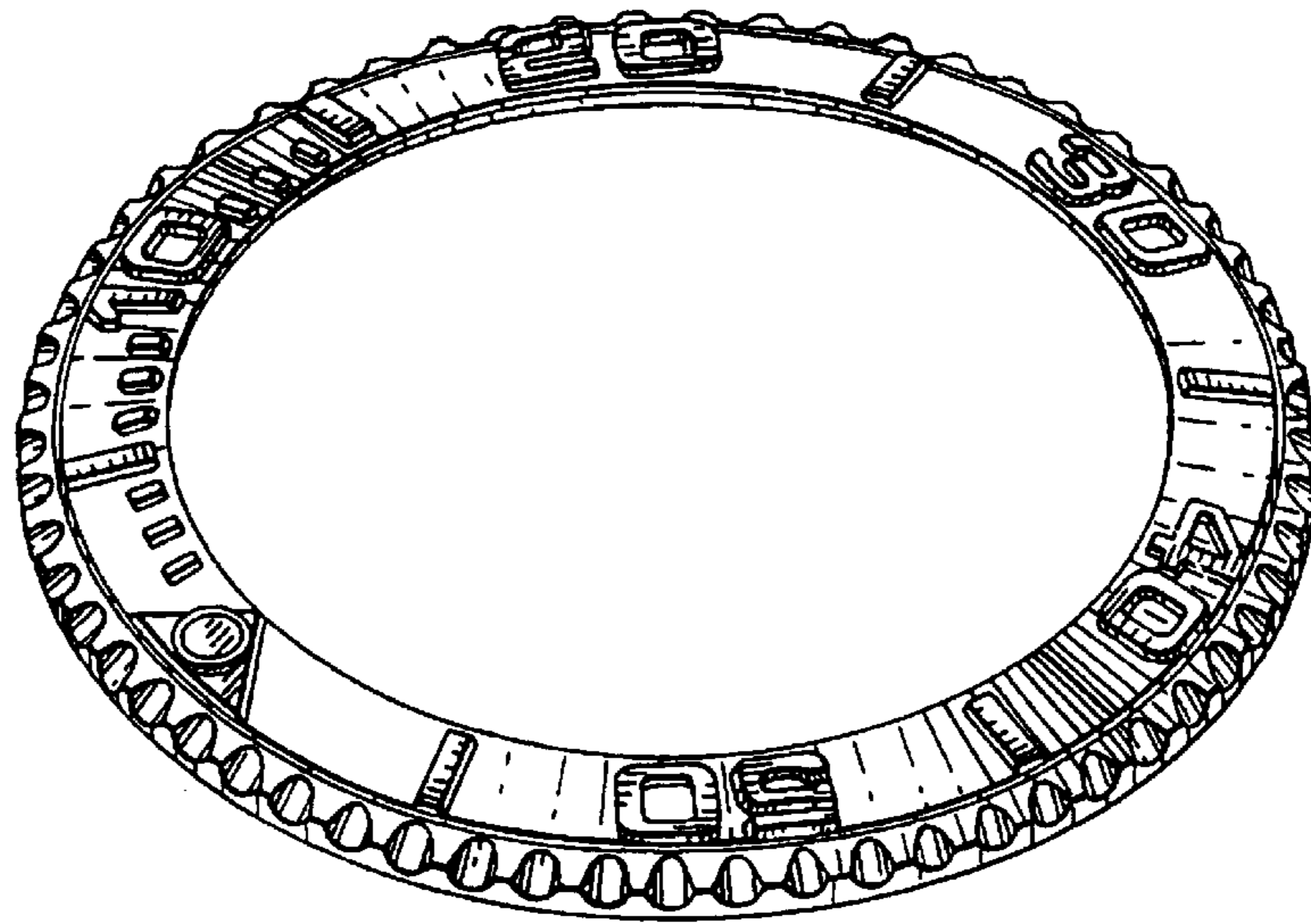
FIG. 4 is a right side elevational view thereof; and,

FIG. 5 is a rear elevational view thereof.

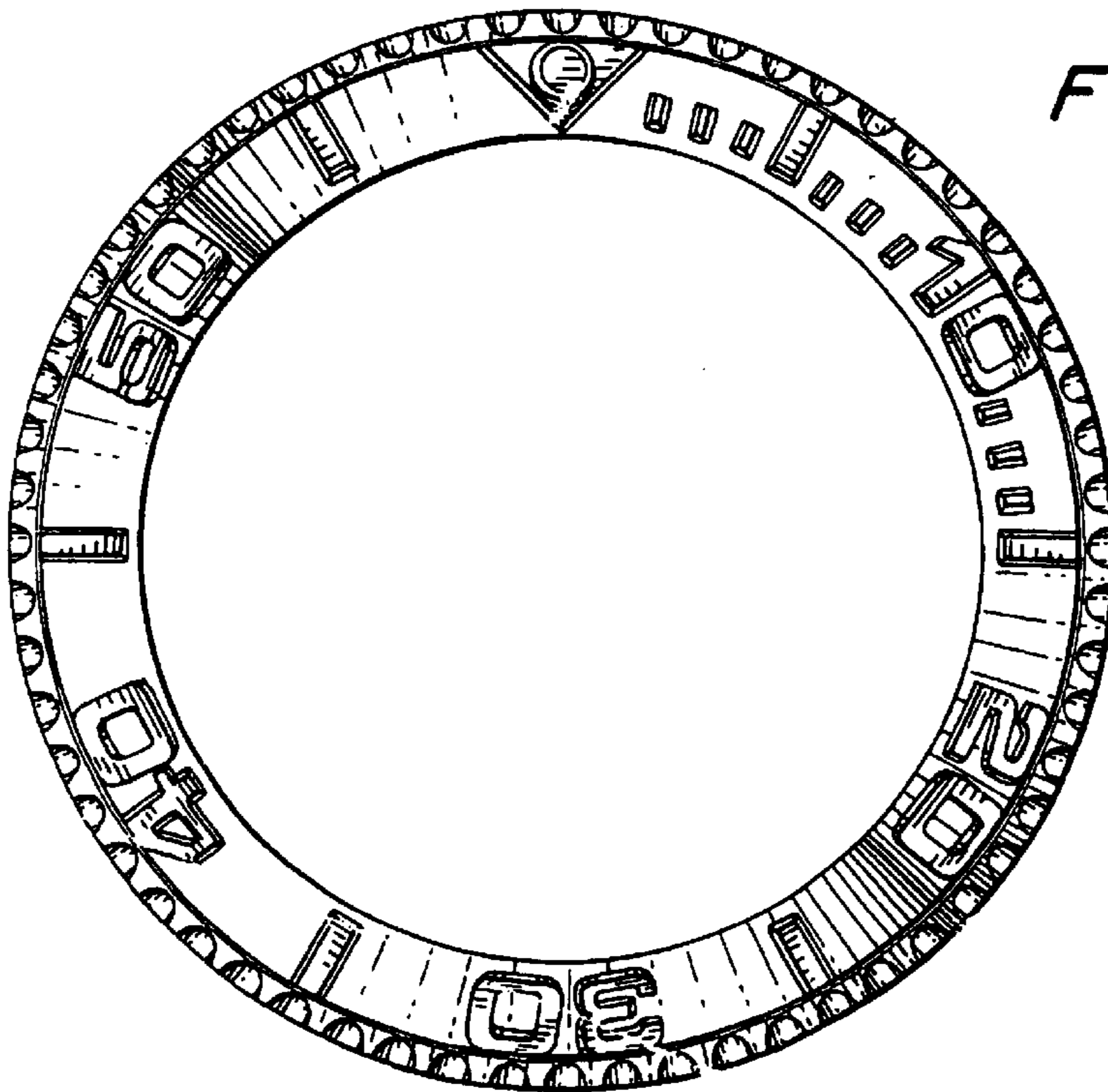
**1 Claim, 2 Drawing Sheets**



*FIG. 1*



*FIG. 2*



*FIG. 3*



*FIG. 4*



*FIG. 5*

