

US00D543869S

(12) **United States Design Patent**
Chavarri

(10) **Patent No.:** **US D543,869 S**

(45) **Date of Patent:** **** Jun. 5, 2007**

(54) **SWIVEL CLOCK**

D416,202 S * 11/1999 Wu D10/2
D443,829 S * 6/2001 Robinson D10/1
D529,823 S * 10/2006 Tien D10/2

(75) Inventor: **Jose Chavarri**, Deltona, FL (US)

(73) Assignee: **N.T.I. Trading Ltd.**, Mount Prospect, IL (US)

* cited by examiner

Primary Examiner—Lucy Lieberman

(**) Term: **14 Years**

(74) *Attorney, Agent, or Firm*—Lempia Forman LLC

(21) Appl. No.: **29/262,448**

(57) **CLAIM**

(22) Filed: **Jun. 30, 2006**

The ornamental design for a swivel clock, as shown and described.

(51) **LOC (8) Cl.** **10-01**

(52) **U.S. Cl.** **D10/2; D10/26**

(58) **Field of Classification Search** D10/1–29;
368/276–278, 285, 316, 317, 179, 223, 10;
D6/300, 301, 310, 312; 40/728, 747, 745
See application file for complete search history.

DESCRIPTION

(56) **References Cited**

U.S. PATENT DOCUMENTS

D85,740 S * 12/1931 Dinstman D10/27
1,905,655 A * 4/1933 Simpson 368/316
D97,419 S * 11/1935 Bloem D10/1
D103,832 S * 3/1937 Schlenker D10/26
D107,079 S * 11/1937 Hedfield D10/57
D175,305 S * 8/1955 Hall D10/1
D222,378 S * 10/1971 Berkoff D10/26
D266,992 S * 11/1982 Powell D10/2
D314,152 S * 1/1991 Mayuzumi D10/24
D333,271 S * 2/1993 Erlichman D10/2
D347,580 S * 6/1994 Takashima D10/2
D376,981 S * 12/1996 Levinger et al. D10/1
D378,496 S * 3/1997 Levinger et al. D10/26

FIG. 1 is a perspective view showing a front and left side of an ornamental design for a swivel clock;

FIG. 2 is a front view of the swivel clock shown in FIG. 1;

FIG. 3 is a right side elevation of the swivel clock, the left side elevation is the same;

FIG. 4 is a top view of the swivel clock shown in FIG. 1;

FIG. 5 is a bottom view of the swivel clock shown in FIG. 1;

FIG. 6 is a rear view of the swivel clock shown in FIG. 1; and,

FIG. 7 is a perspective view of the swivel clock with the clock shown in an alternate position.

The broken lines shown in FIGS. 1, 2, 6 and 7 are for illustrative purposes only and do not form part of the claimed design.

1 Claim, 4 Drawing Sheets

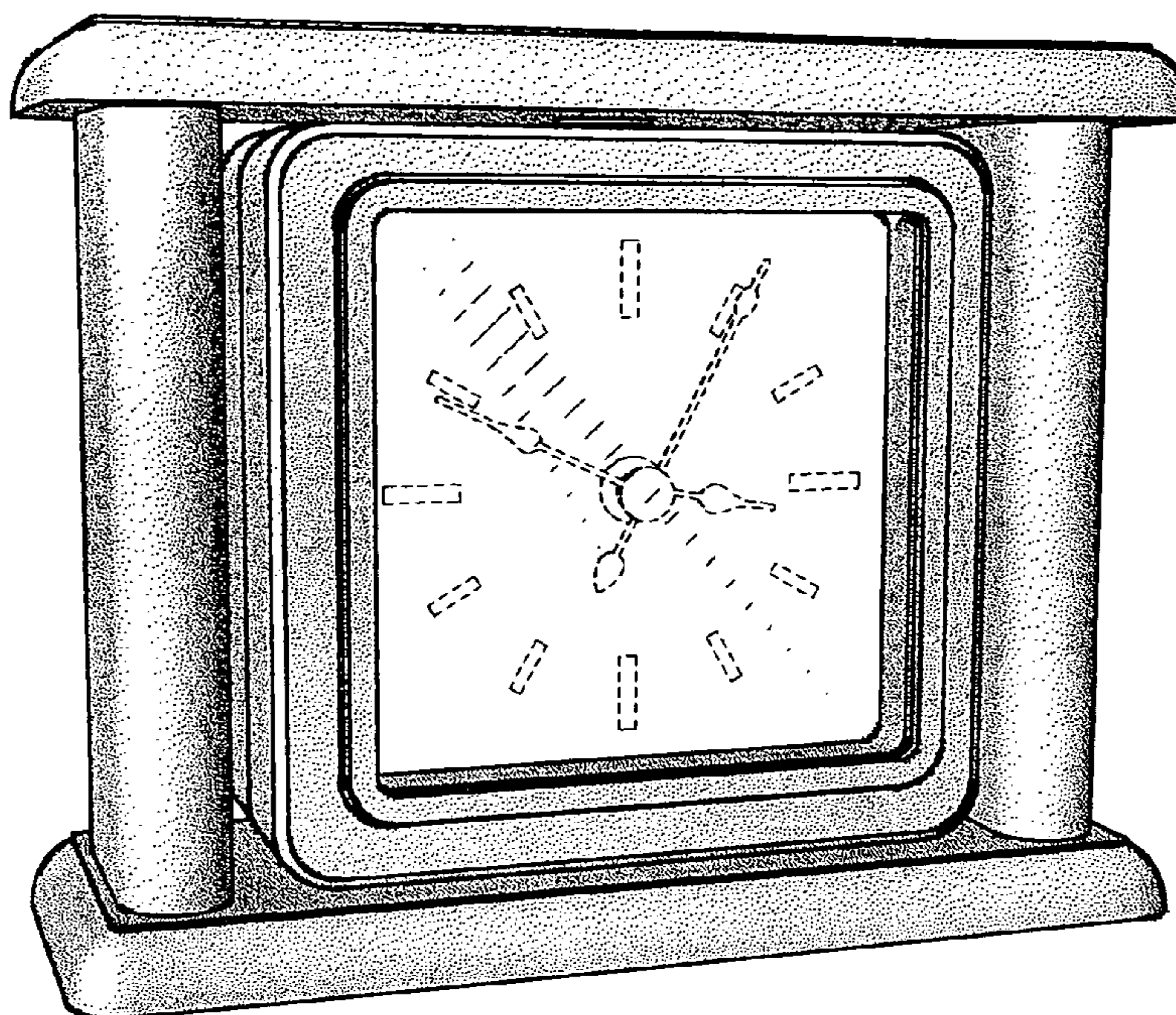


FIG. 1

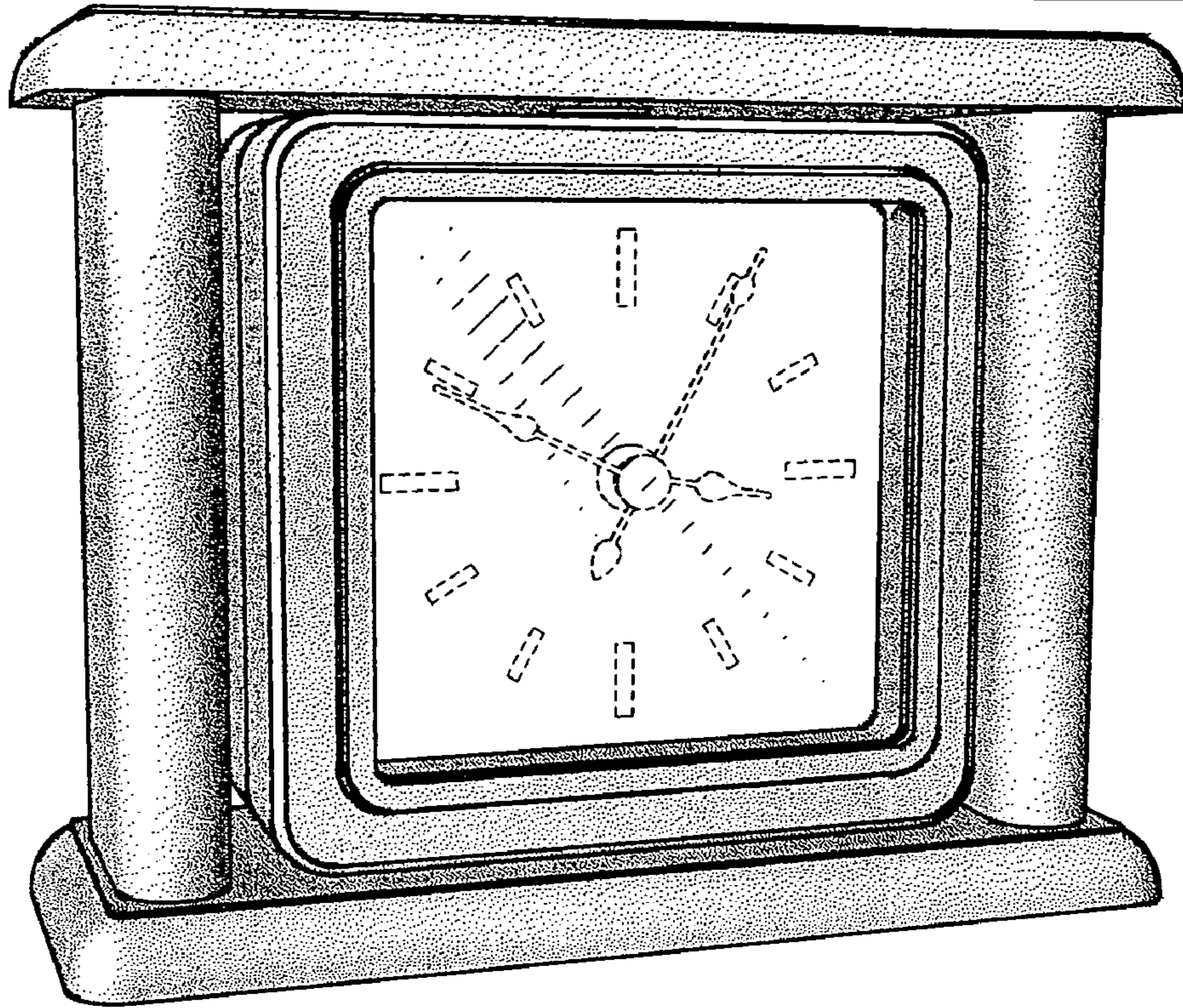


FIG. 2

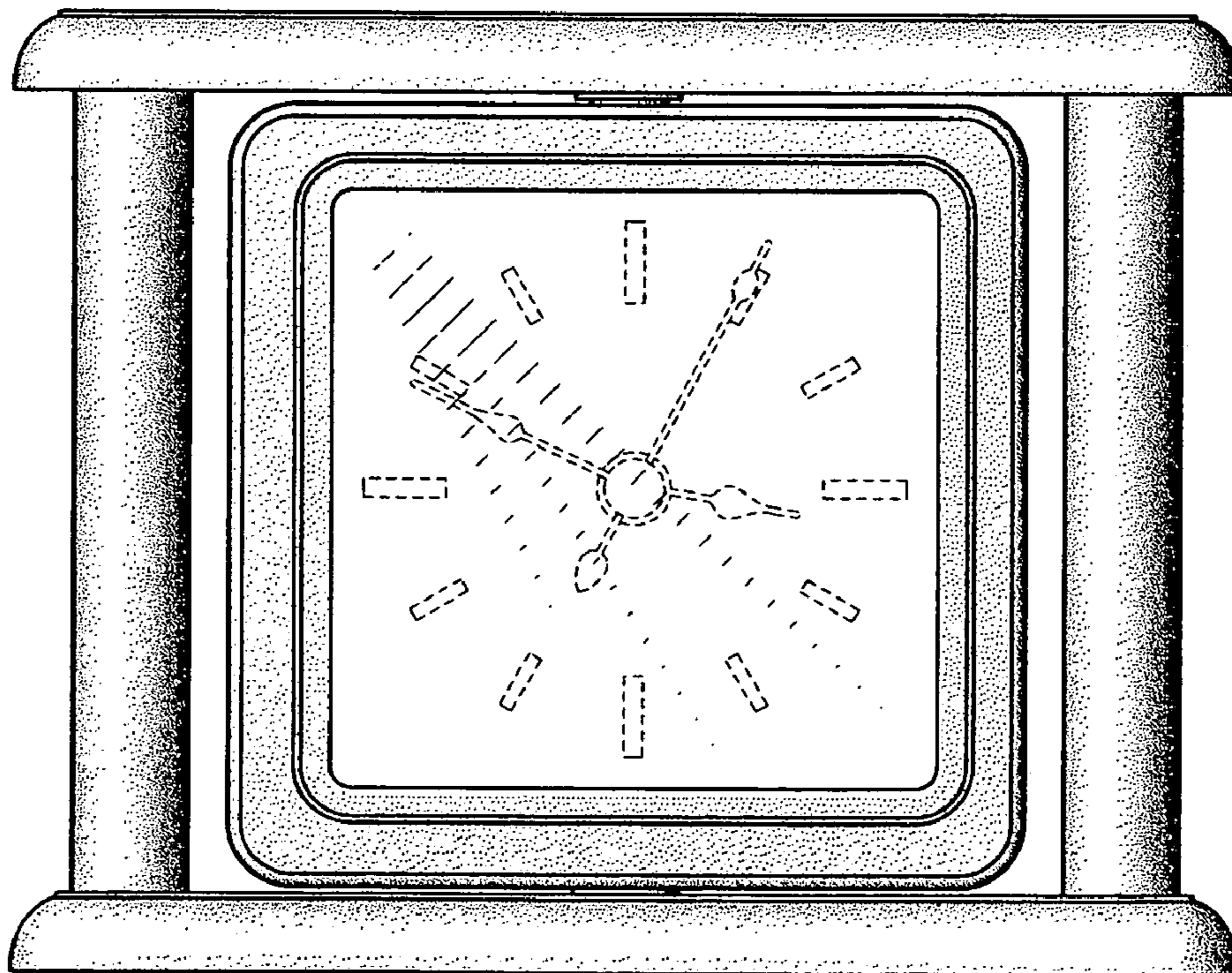


FIG. 3




FIG. 4




FIG. 5

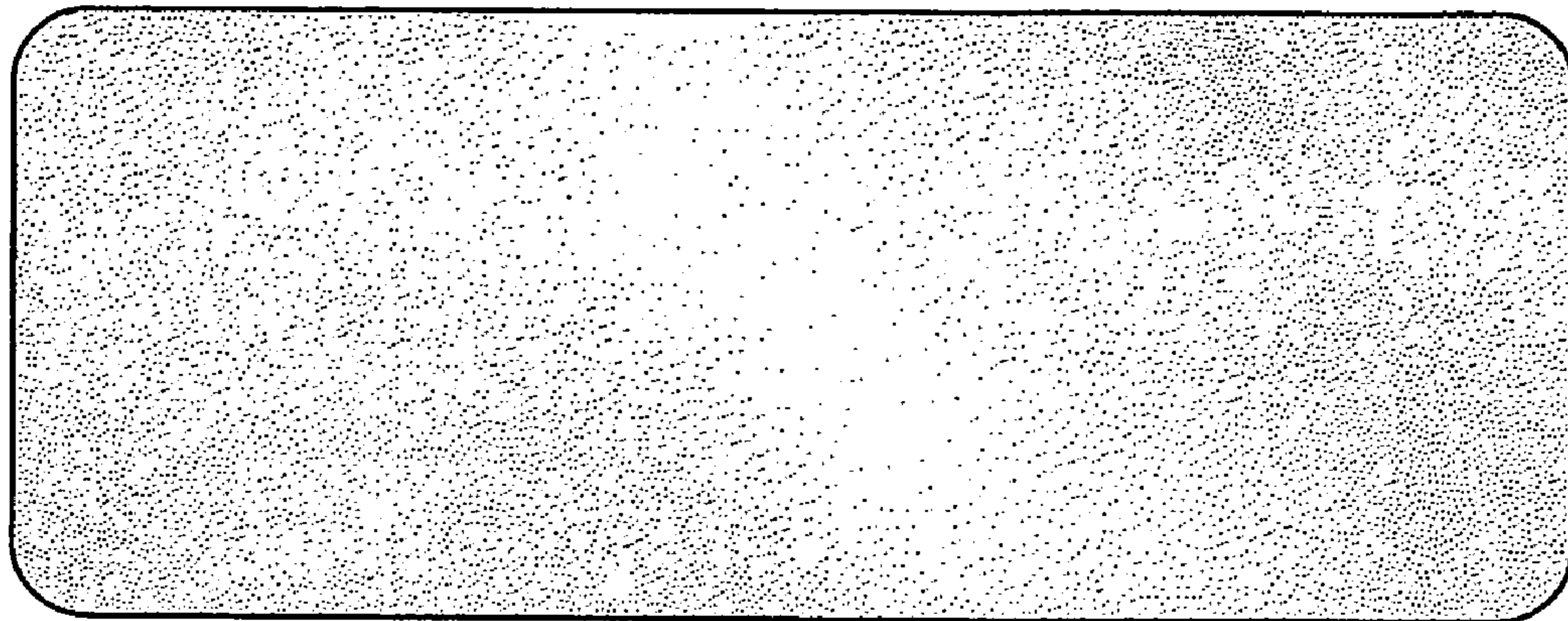


FIG. 6

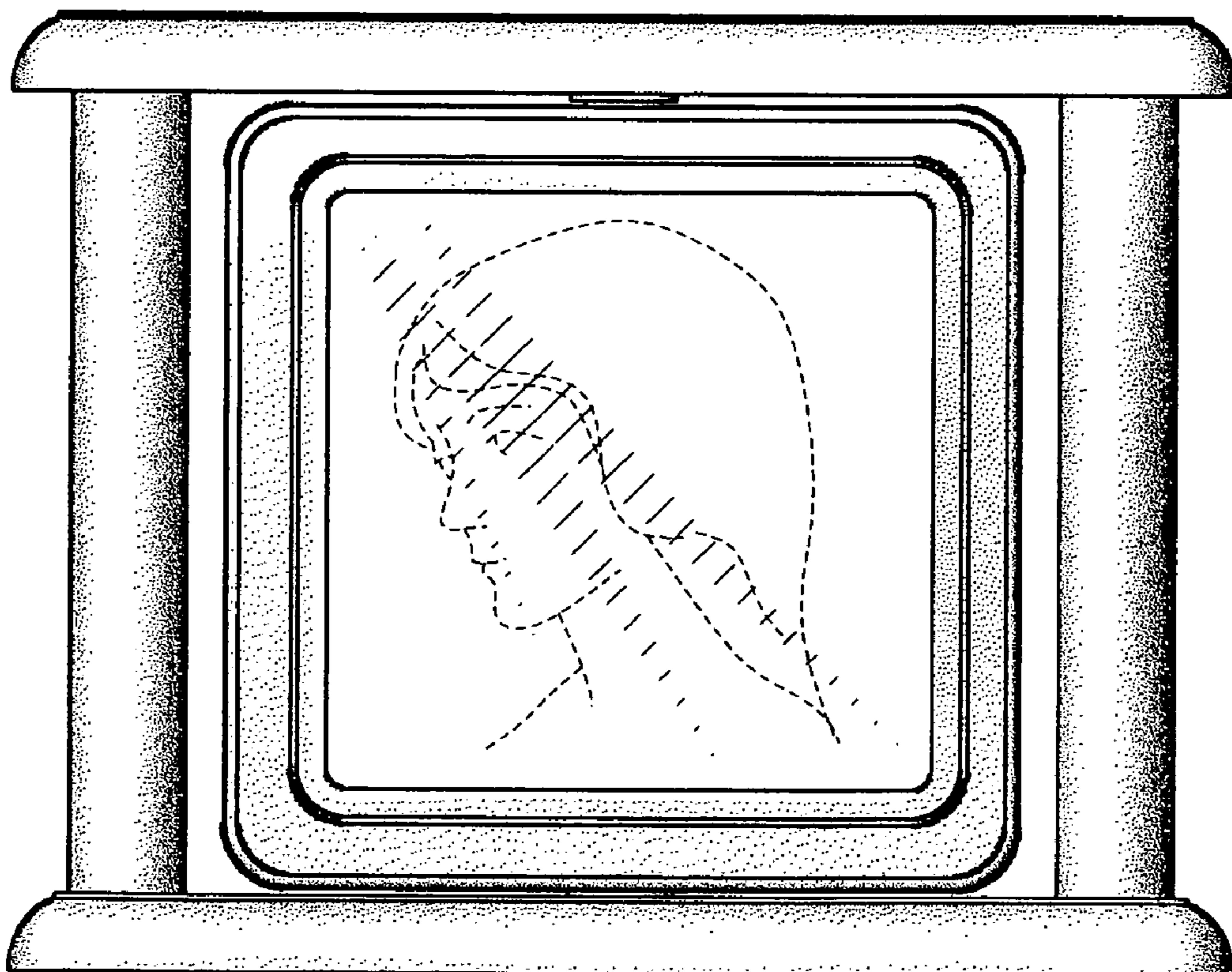


FIG. 7

