

US00D543863S

(12) **United States Design Patent**
Archeny et al.

(10) **Patent No.:** **US D543,863 S**

(45) **Date of Patent:** **** Jun. 5, 2007**

(54) **CONTAINER**

(75) Inventors: **Armel Archeny**, Bouvesse-Quirieu (FR); **Brice Arlaud**, Lyons (FR)

(73) Assignee: **Graham Packaging Company, LP**, York, PA (US)

(**) Term: **14 Years**

(21) Appl. No.: **29/215,558**

(22) Filed: **Oct. 22, 2004**

(51) **LOC (8) Cl.** **09-01**

(52) **U.S. Cl.** **D9/560; D9/570**

(58) **Field of Classification Search** D3/202;
D9/655-664, 682-694, 715, 718-719, 723-729,
D9/516, 522-523, 527-528, 541-544, 546,
D9/549, 551-552, 559, 561, 567-568, 570,
D9/572-575, 905, 434-435, 447-450; 215/12.1-12.2,
215/13.1, 382-384, 396, 398; D28/76, 91,
D28/91.1; D7/590-591, 598

See application file for complete search history.

(56) **References Cited**

U.S. PATENT DOCUMENTS

D110,262 S *	6/1938	Steuer	D9/502
D157,488 S *	2/1950	Graf	D9/541 X
D227,343 S *	6/1973	Finkel	D9/541
D268,324 S *	3/1983	Gautier	D9/560
D272,889 S *	3/1984	Walton	D9/560 X
D275,267 S *	8/1984	Gautier	D9/560
D313,747 S *	1/1991	Martin	D9/658
D329,868 S *	9/1992	Sakaguchi et al.	D9/570 X
D411,750 S *	6/1999	Forecast et al.	D9/551 X
D411,803 S *	7/1999	Guertin	D9/542 X

D423,940 S *	5/2000	Chimetto	D9/541
6,230,912 B1 *	5/2001	Rashid	215/383
6,296,131 B2 *	10/2001	Rashid	215/383
D463,292 S *	9/2002	Del Bianco	D9/560
D477,232 S *	7/2003	Podlucky	D9/557
D504,069 S *	4/2005	Gross et al.	D9/557 X

OTHER PUBLICATIONS

U.S. Appl. No. 29/215,559, filed Oct. 22, 2004.
U.S. Appl. No. 29/215,557, filed Oct. 22, 2004.

* cited by examiner

Primary Examiner—Carol Rademaker

(74) *Attorney, Agent, or Firm*—Venable LLP; James R. Burdett; Keith G. Haddaway

(57) **CLAIM**

The ornamental design for a container, as shown and described.

DESCRIPTION

FIG. 1 is a top, front perspective view of a container according to the present invention;

FIG. 2 is a front elevational view thereof;

FIG. 3 is a back elevational view thereof;

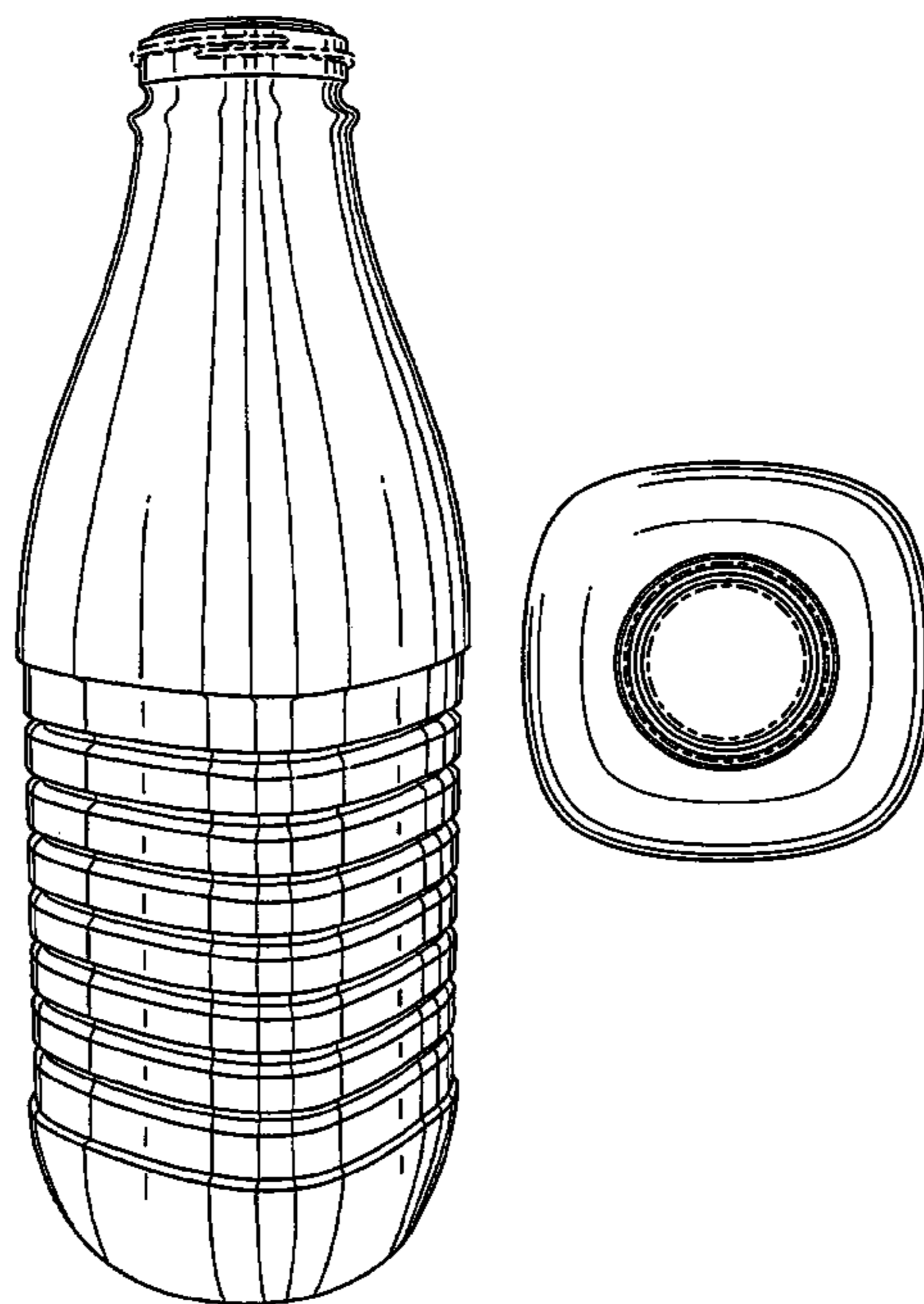
FIG. 4 is a right side elevational view thereof;

FIG. 5 is a left side elevational view thereof; and,

FIG. 6 is a top plan view thereof.

The broken lines shown in the drawings are for environmental purposes only and form no part of the claimed design.

1 Claim, 6 Drawing Sheets



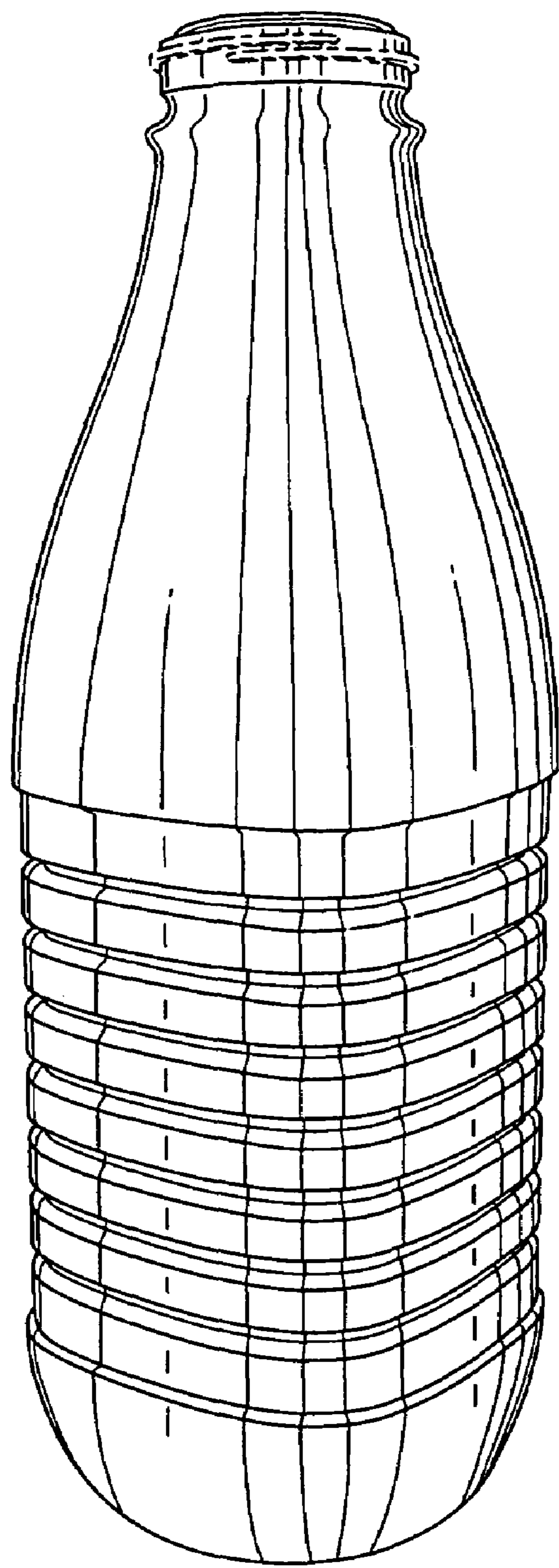


FIG. 1

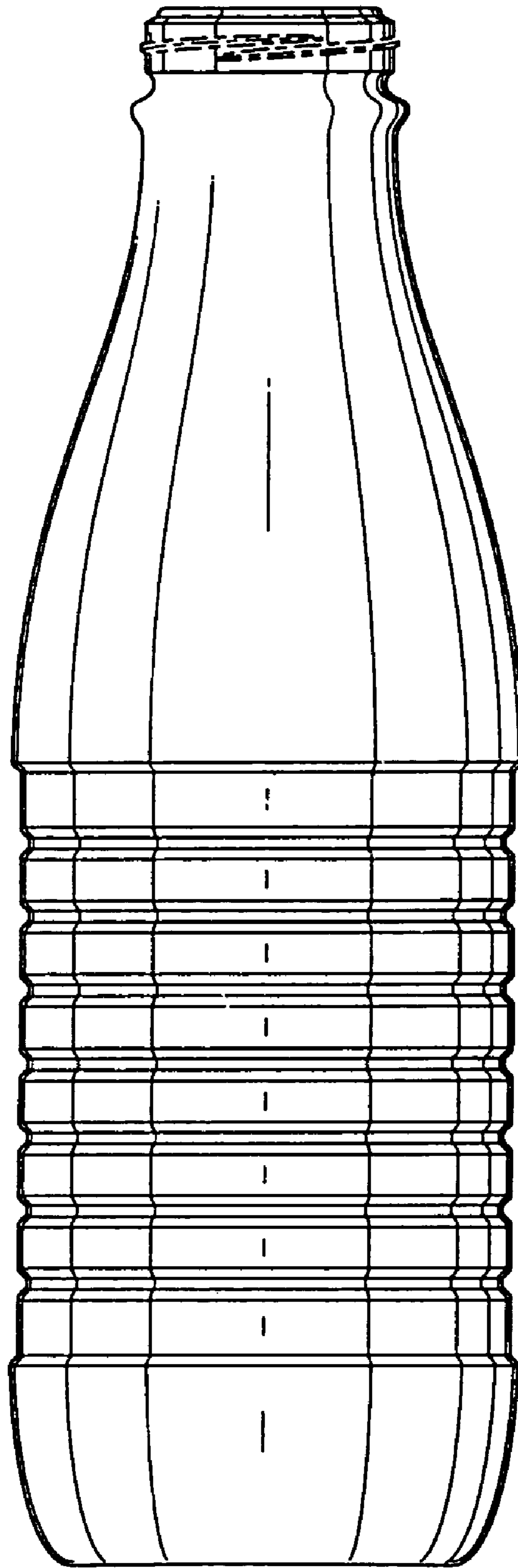


FIG. 2

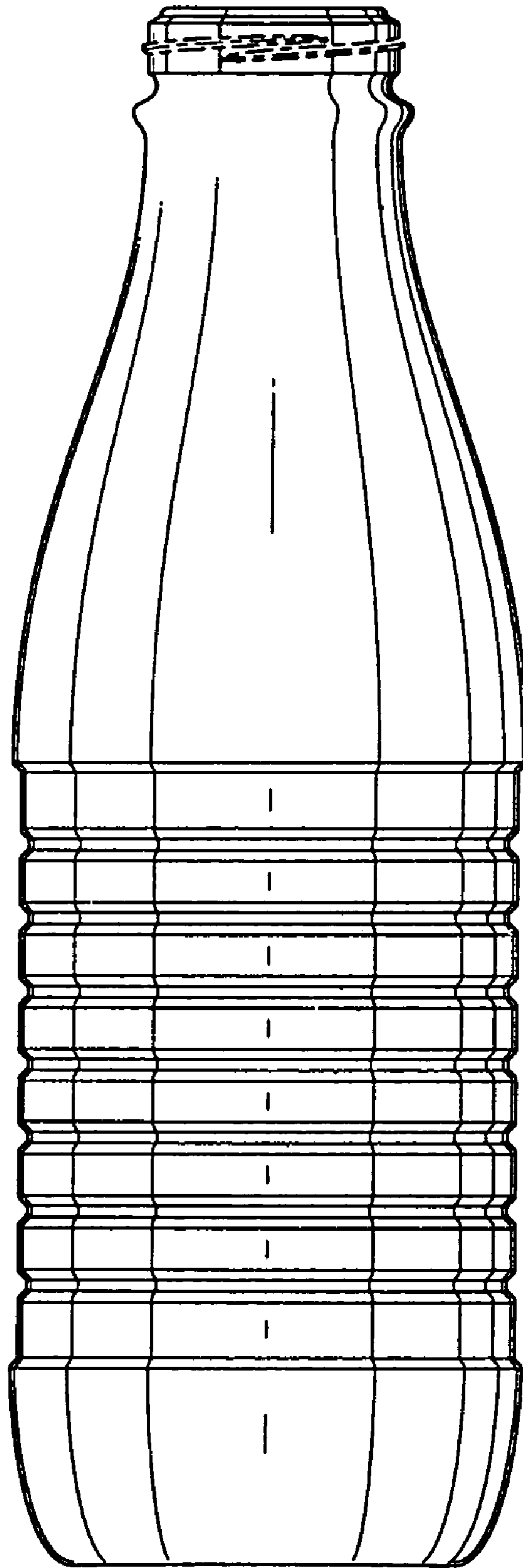


FIG. 3

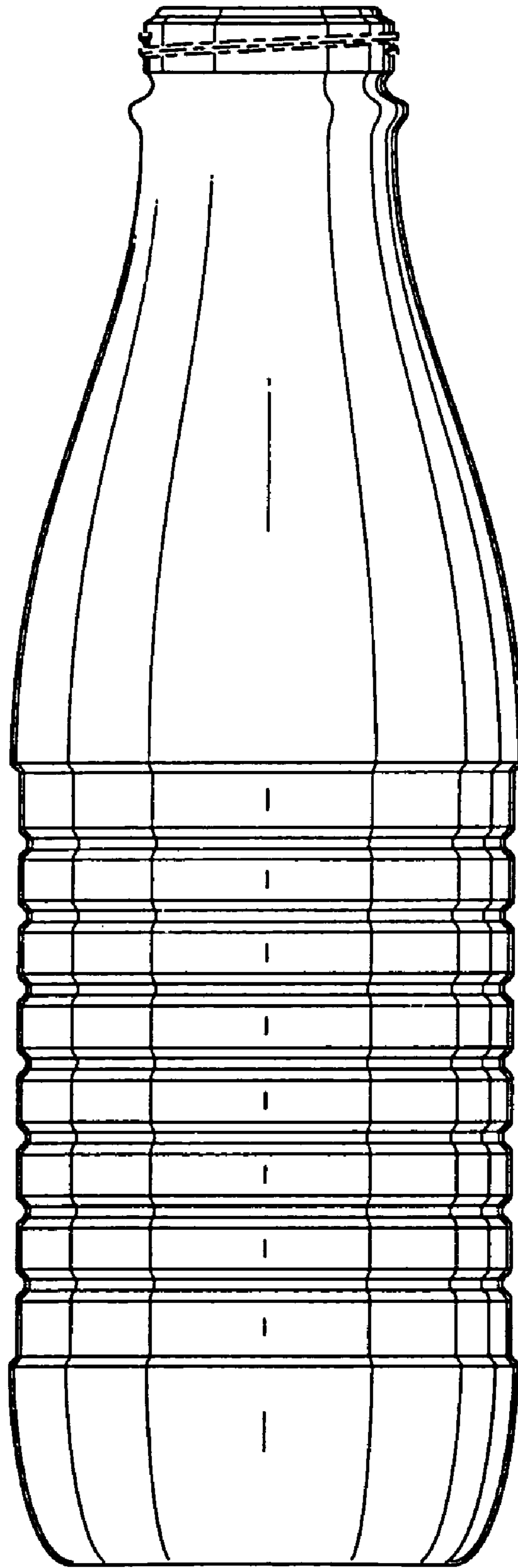


FIG. 4

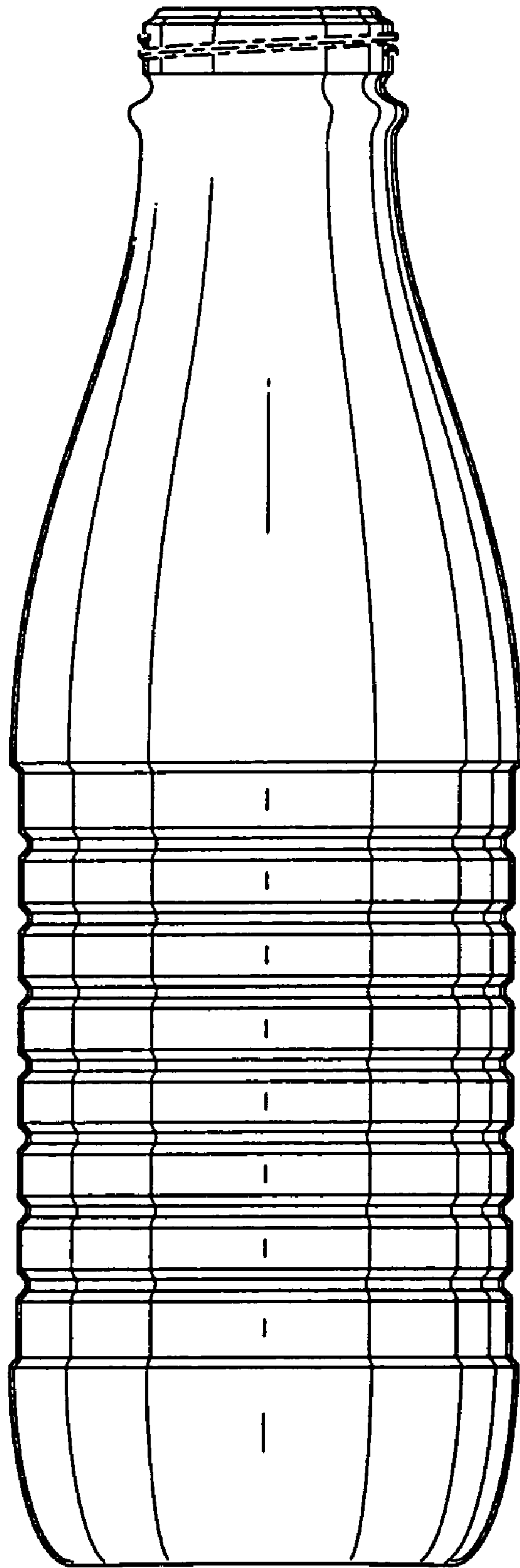


FIG. 5

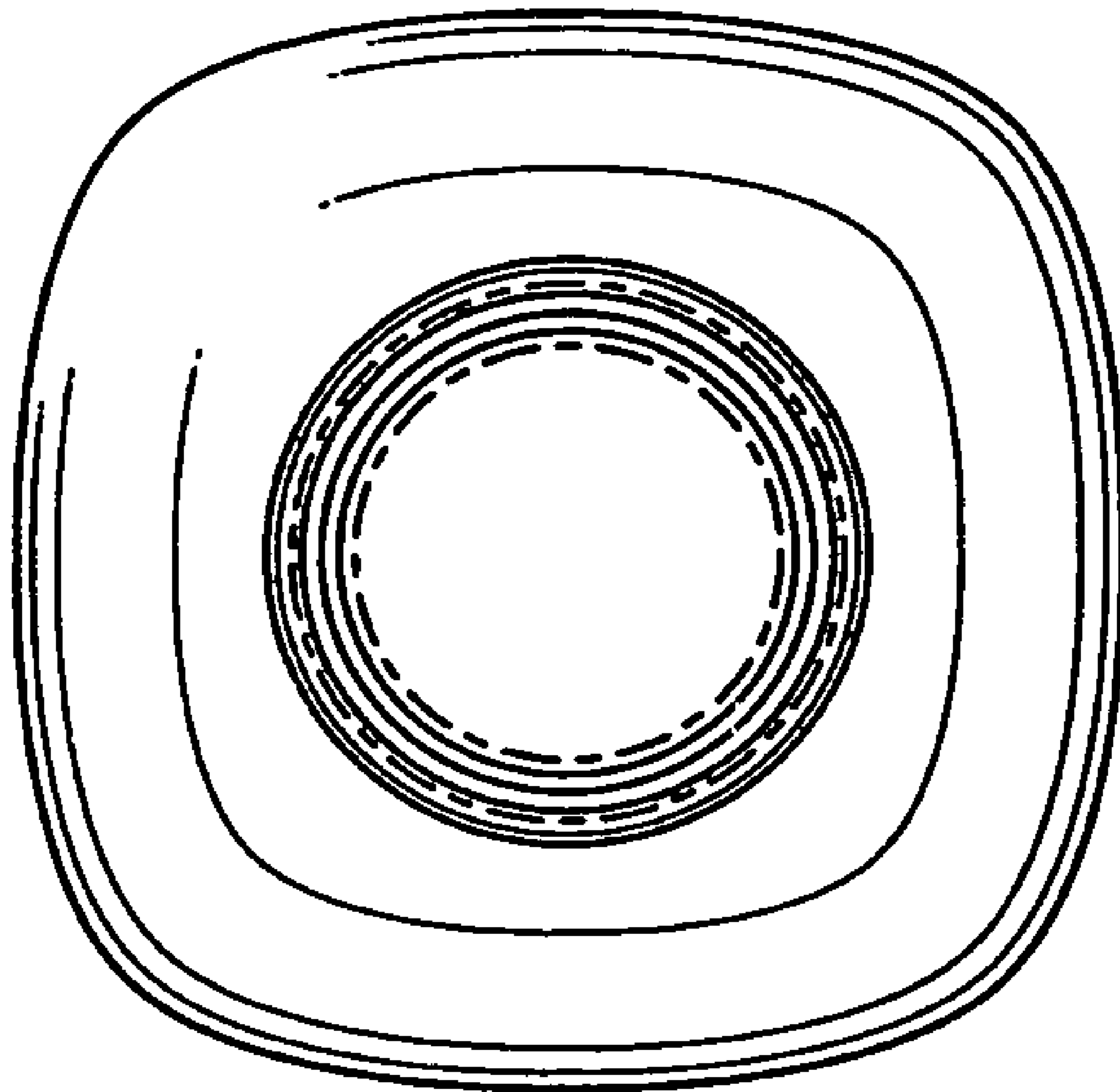


FIG. 6