



US00D543859S

(12) **United States Design Patent**  
**Velazquez et al.**

(10) **Patent No.:** **US D543,859 S**

(45) **Date of Patent:** **\*\* Jun. 5, 2007**

(54) **BOTTLE**

(75) Inventors: **Herb F. Velazquez**, Neenah, WI (US);  
**Christopher Bechyne**, Appleton, WI (US)

(73) Assignee: **Kimberly-Clark Worldwide, Inc.**,  
Neenah, WI (US)

(\*\*) Term: **14 Years**

(21) Appl. No.: **29/212,951**

(22) Filed: **Sep. 10, 2004**

(51) **LOC (8) Cl.** ..... **09-01**

(52) **U.S. Cl.** ..... **D9/542**

(58) **Field of Classification Search** ..... D9/516,  
D9/529-530, 537-539, 541-542, 558, 563,  
D9/569-570, 574-575; 215/382-384, 396,  
215/398, 12.1-12.2; 220/669, 675  
See application file for complete search history.

(56) **References Cited**

**U.S. PATENT DOCUMENTS**

D349,045 S *	7/1994	Schmitt	.....	D9/692
5,542,585 A *	8/1996	Peters et al.	.....	222/531
D394,812 S *	6/1998	Crawford	.....	D9/543
D398,535 S *	9/1998	Henderson et al.	.....	D9/542
D398,536 S *	9/1998	Chan et al.	.....	D9/542
D398,537 S *	9/1998	Henderson et al.	.....	D9/542
D405,373 S *	2/1999	Crawford	.....	D9/543
D405,697 S *	2/1999	Gelinas	.....	D9/520
D408,741 S *	4/1999	Mohary et al.	.....	D9/543

D413,267 S *	8/1999	Mohary	.....	D9/543
D422,220 S *	4/2000	Feen	.....	D9/542
D440,500 S *	4/2001	Murphy et al.	.....	D9/542
D457,069 S *	5/2002	Palaia	.....	D9/542
D464,874 S *	10/2002	Tune et al.	.....	D9/682
D476,574 S	7/2003	Beachum et al.		
D480,004 S *	9/2003	Beachum et al.	.....	D9/529
D489,624 S	5/2004	Beachum et al.		
D511,969 S *	11/2005	Busa et al.	.....	D9/542

\* cited by examiner

*Primary Examiner*—Carol Rademaker

(74) *Attorney, Agent, or Firm*—Dority & Manning, P.A.

(57) **CLAIM**

The ornamental design for a bottle, as shown and described.

**DESCRIPTION**

FIG. 1 is a top, front, left side perspective view of the bottle according to the present invention;

FIG. 2 is a front elevational view thereof;

FIG. 3 is a rear elevational view thereof;

FIG. 4 is a left side elevational view thereof;

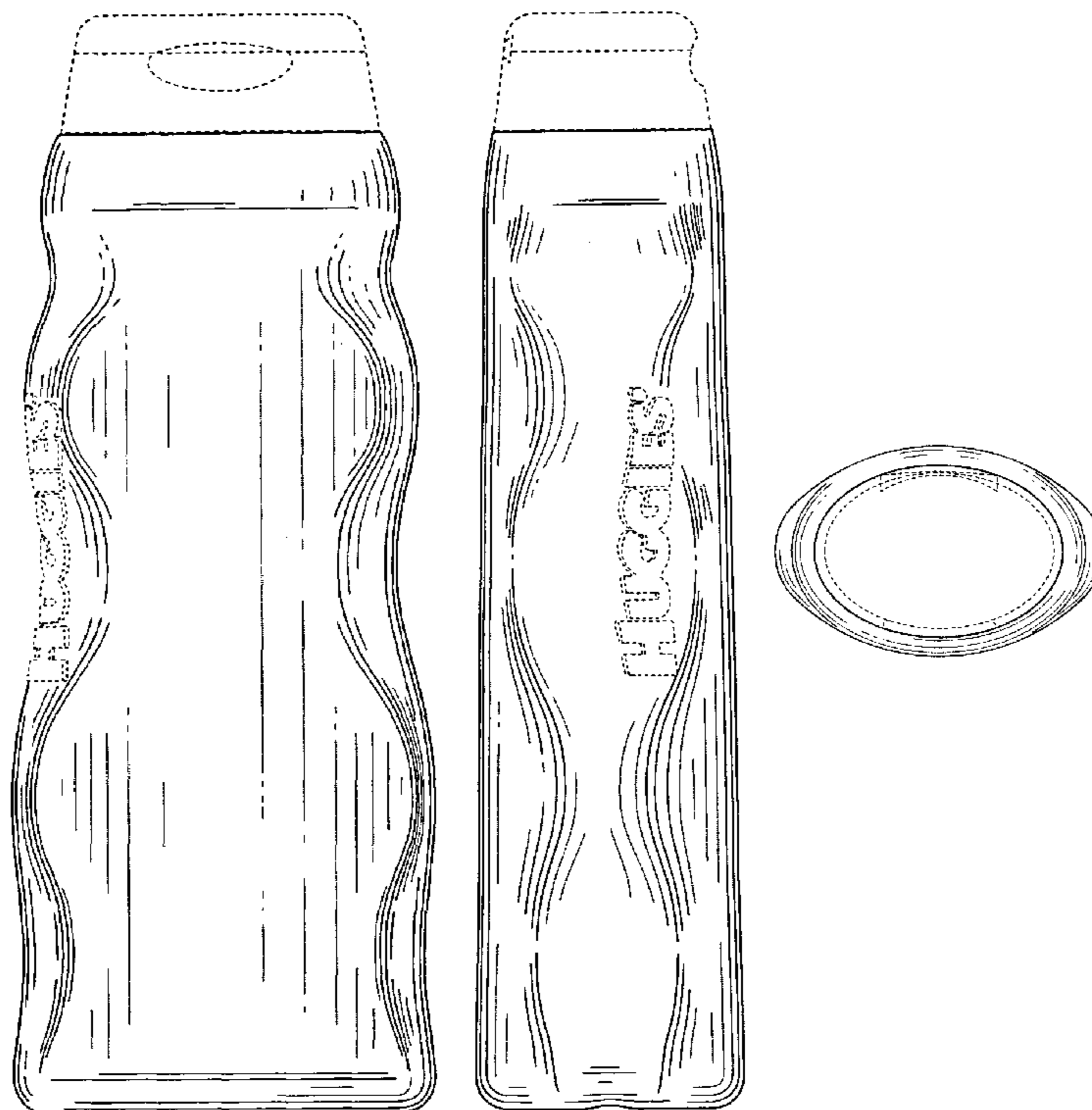
FIG. 5 is a right side elevational view thereof;

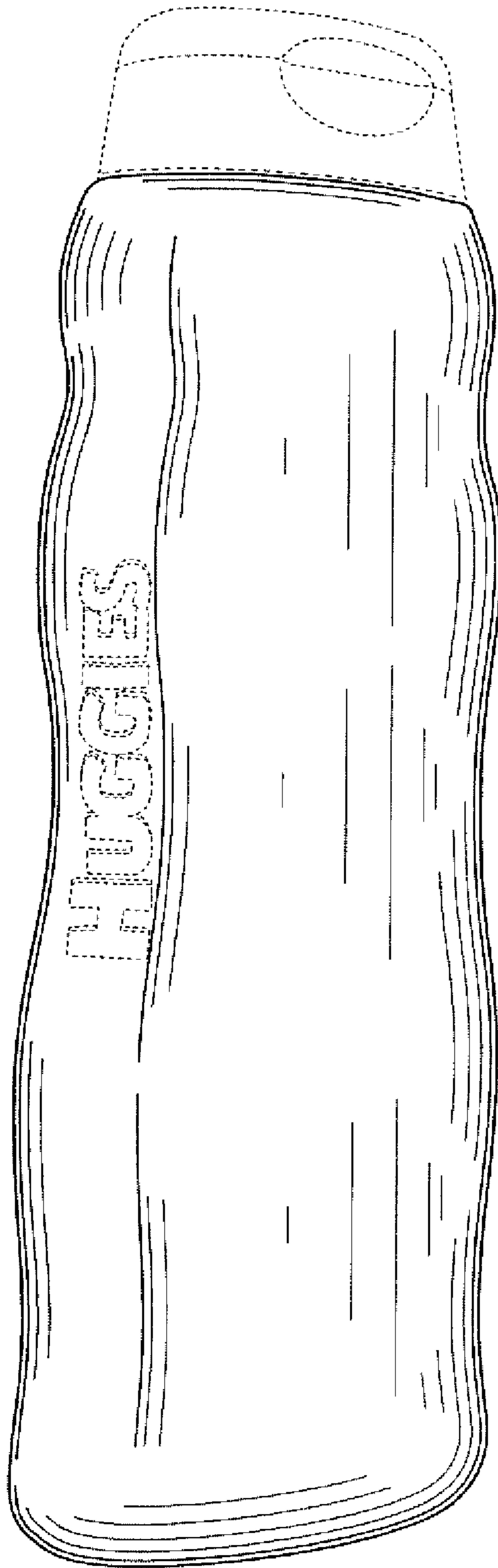
FIG. 6 is a top plan view thereof; and,

FIG. 7 is a bottom plan view thereof.

The broken lines shown in the drawings are for environmental purposes only and form no part of the claimed design.

**1 Claim, 5 Drawing Sheets**





**FIG. 1**

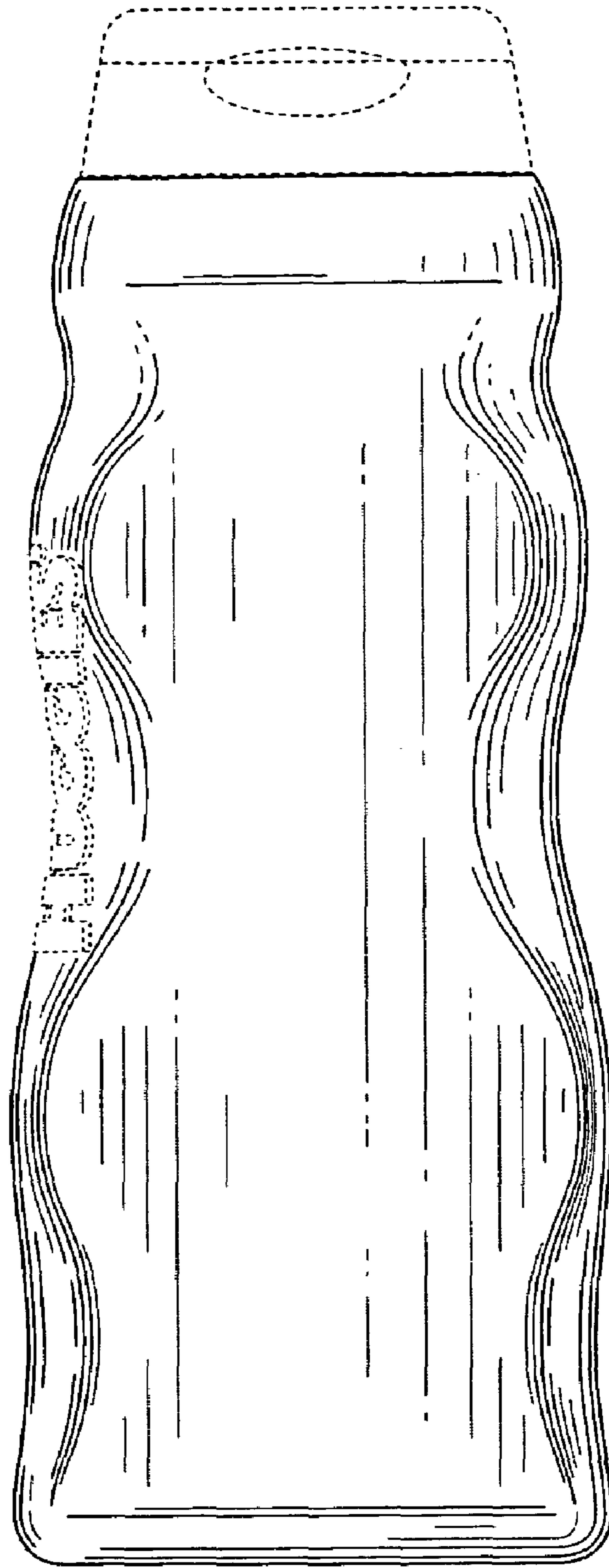
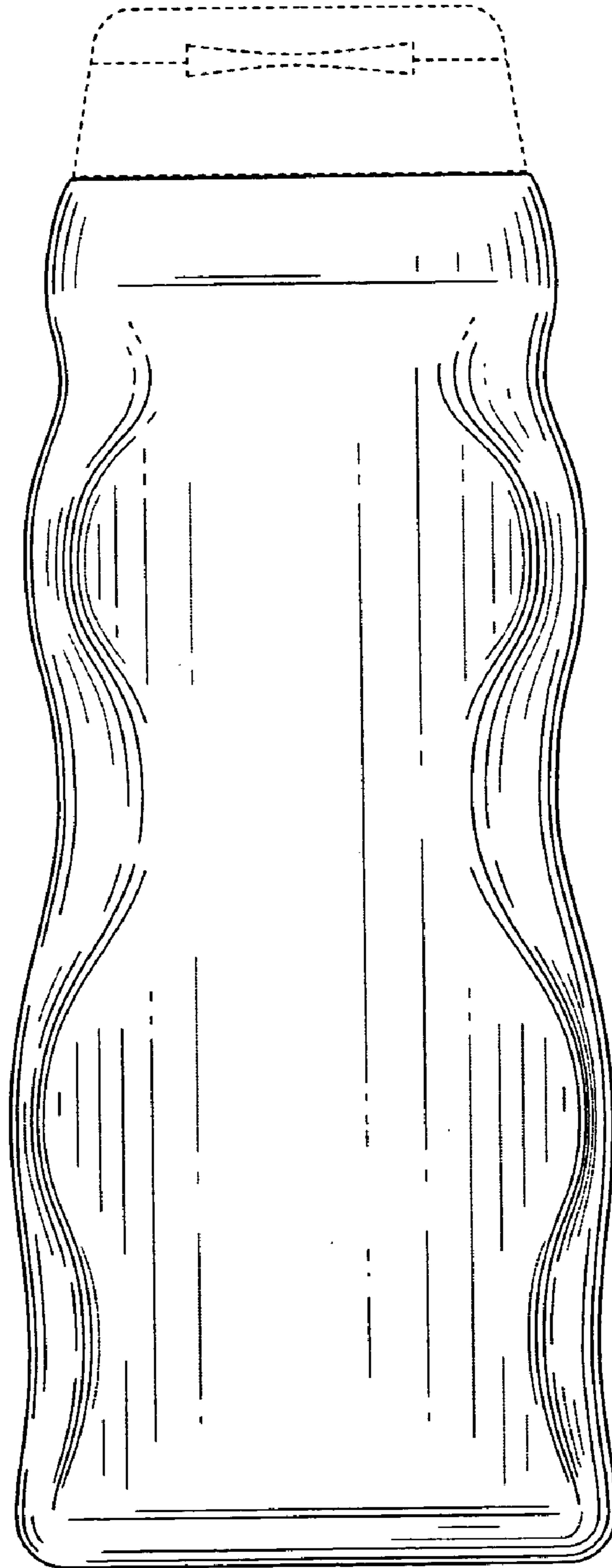


FIG. 2



**FIG. 3**

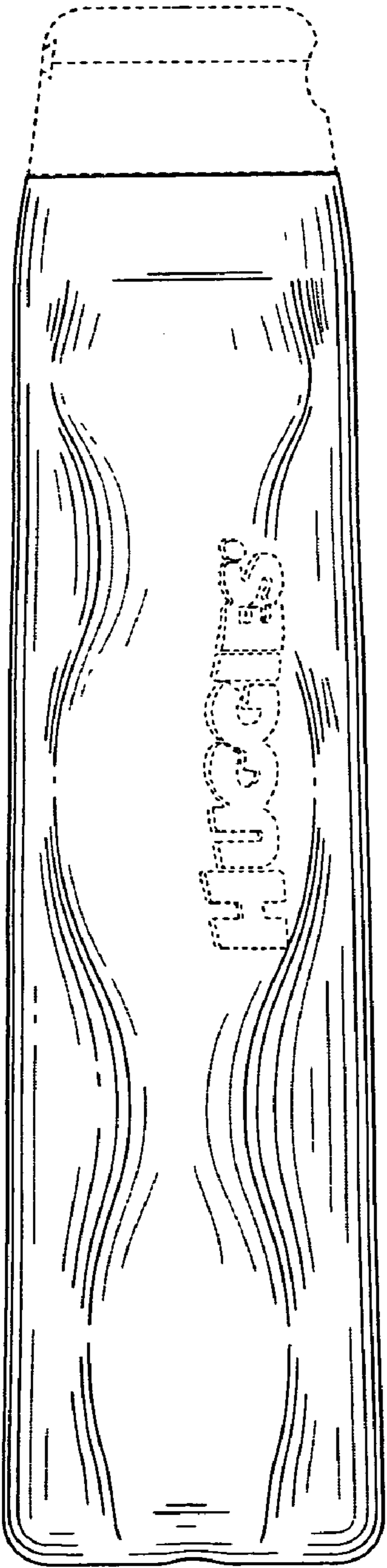


FIG. 4

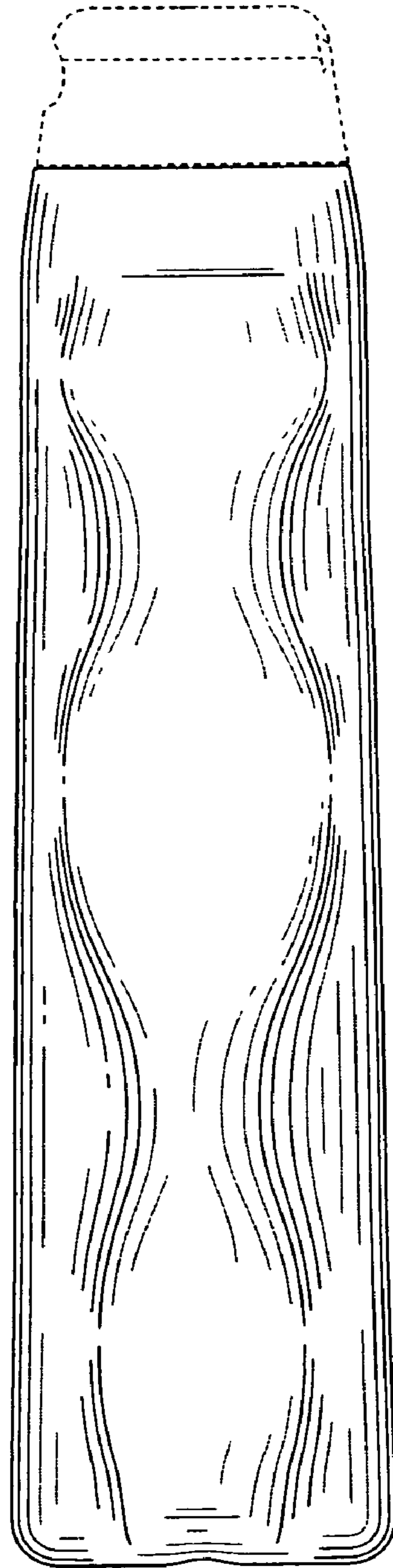
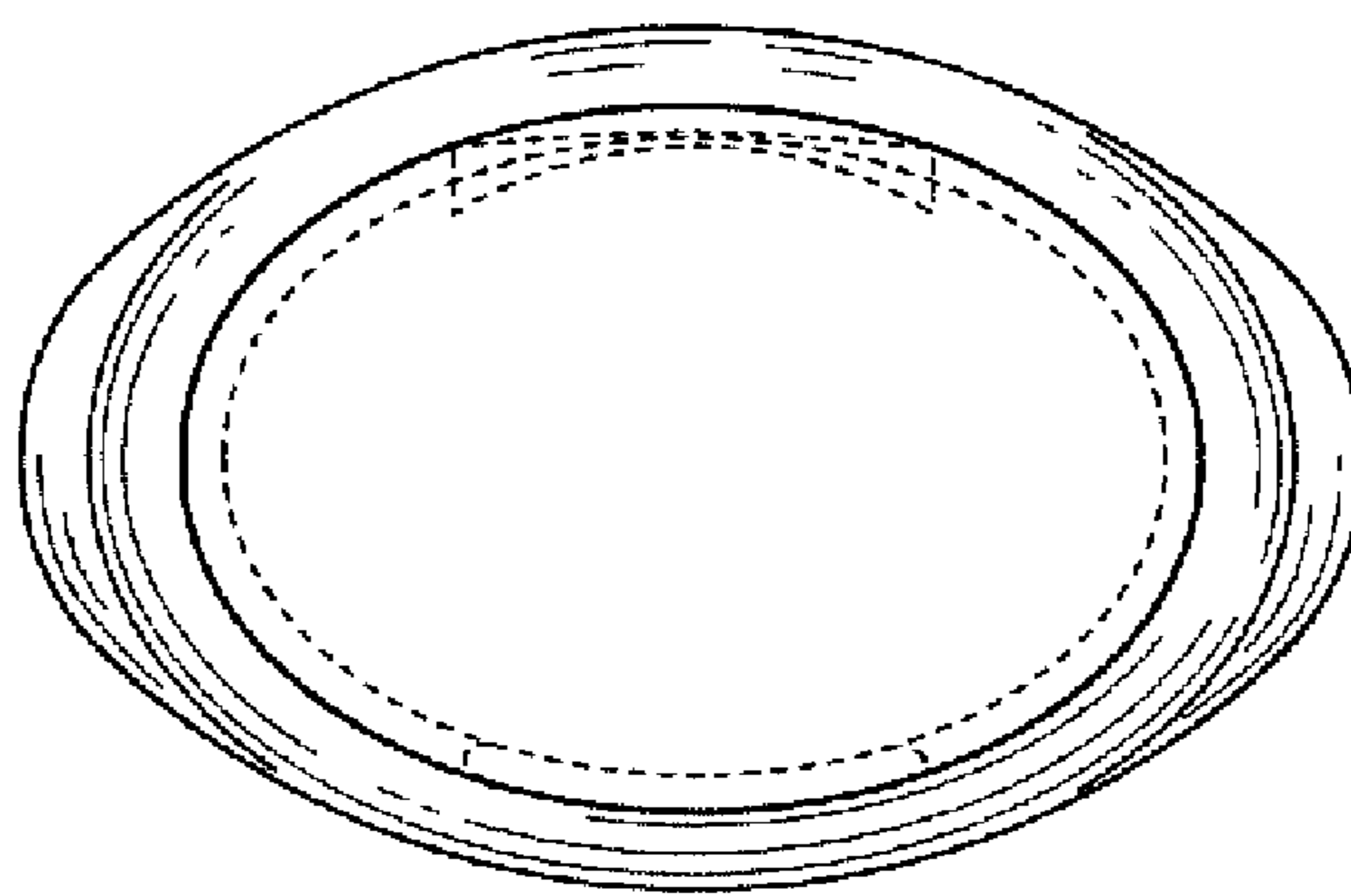
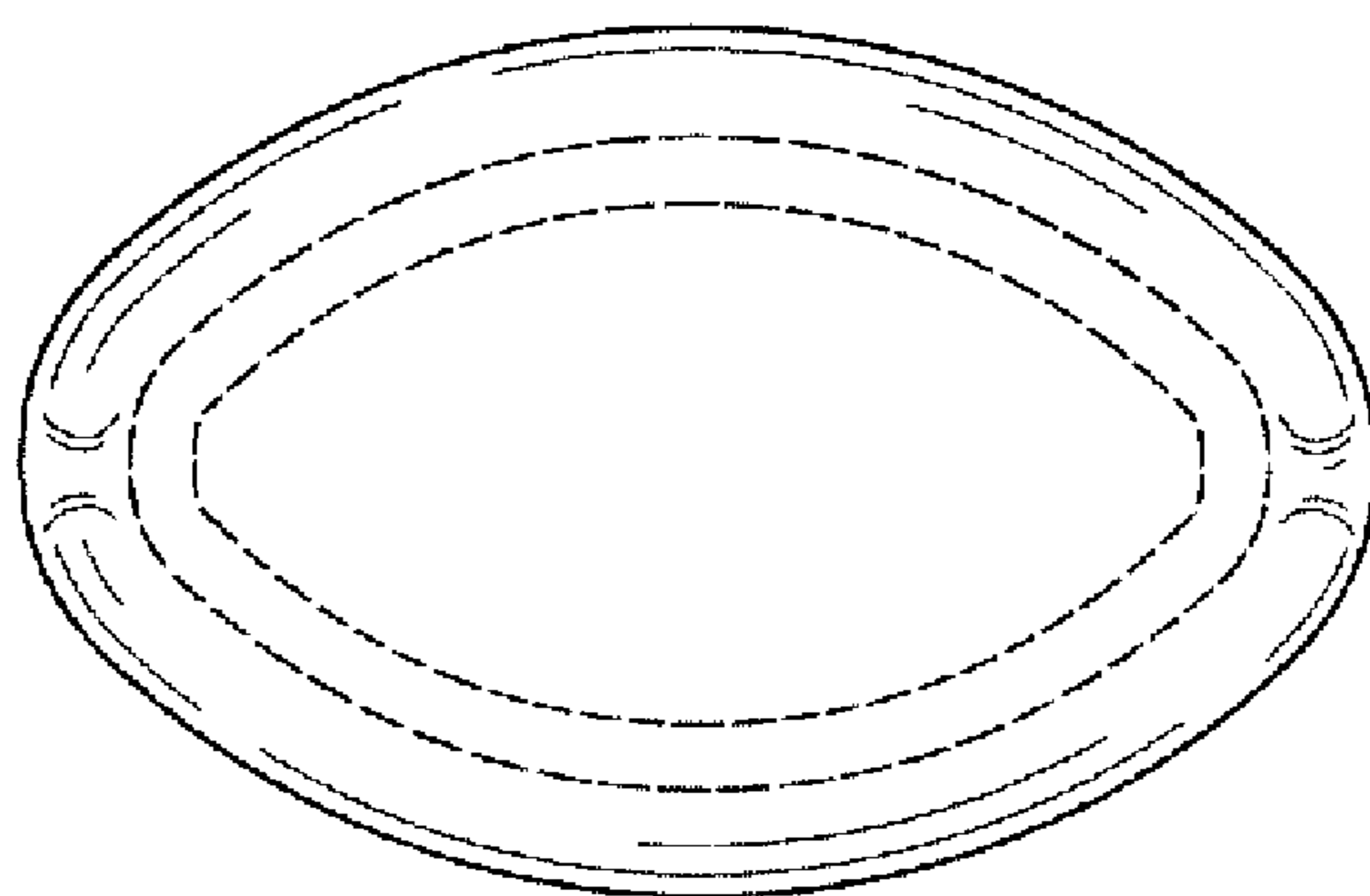


FIG. 5



**FIG. 6**



**FIG. 7**