



US00D543847S

(12) **United States Design Patent**
Yelland

(10) **Patent No.:** **US D543,847 S**

(45) **Date of Patent:** **** Jun. 5, 2007**

(54) **RIBBED BOTTLE WITH OVERSIZED MOUTH**

D447,421 S * 9/2001 Kipperman et al. D9/542
6,565,743 B1 * 5/2003 Poirier et al. 210/85
D482,620 S * 11/2003 Kleckauskas et al. D9/530
D517,864 S * 3/2006 Yu D7/510

(75) Inventor: **William Yelland**, Brampton (CA)

(73) Assignee: **Sun Coast Merchandise Corporation**,
Commerce, CA (US)

* cited by examiner

Primary Examiner—Ian Simmons

Assistant Examiner—Dana Sipos

(74) *Attorney, Agent, or Firm*—The Soni Law Firm

(**) Term: **14 Years**

(21) Appl. No.: **29/248,055**

(22) Filed: **Jul. 27, 2006**

(57) **CLAIM**

The ornamental design for a ribbed bottle with oversized mouth, as shown and described.

Related U.S. Application Data

(63) Continuation-in-part of application No. 29/245,914,
filed on Dec. 30, 2005.

DESCRIPTION

(51) **LOC (8) Cl.** **09-01**

(52) **U.S. Cl.** **D9/502; D9/538**

(58) **Field of Classification Search** D9/414,
D9/446, 500, 502–503, 516, 537–539, 549,
D9/551, 557–558; D7/509–511, 608; 215/379–382;
220/660–662

See application file for complete search history.

FIG. 1 is a front top perspective view of the present invention showing my new design with the phantom lines depicting environmental structure and forming no part of the claimed design;

FIG. 2 is a front elevational view thereof;

FIG. 3 is a first side elevational view thereof;

FIG. 4 is a back elevational view thereof;

FIG. 5 is a second side plan view thereof;

FIG. 6 is a top plan view thereof;

FIG. 7 is a bottom plan view thereof; and,

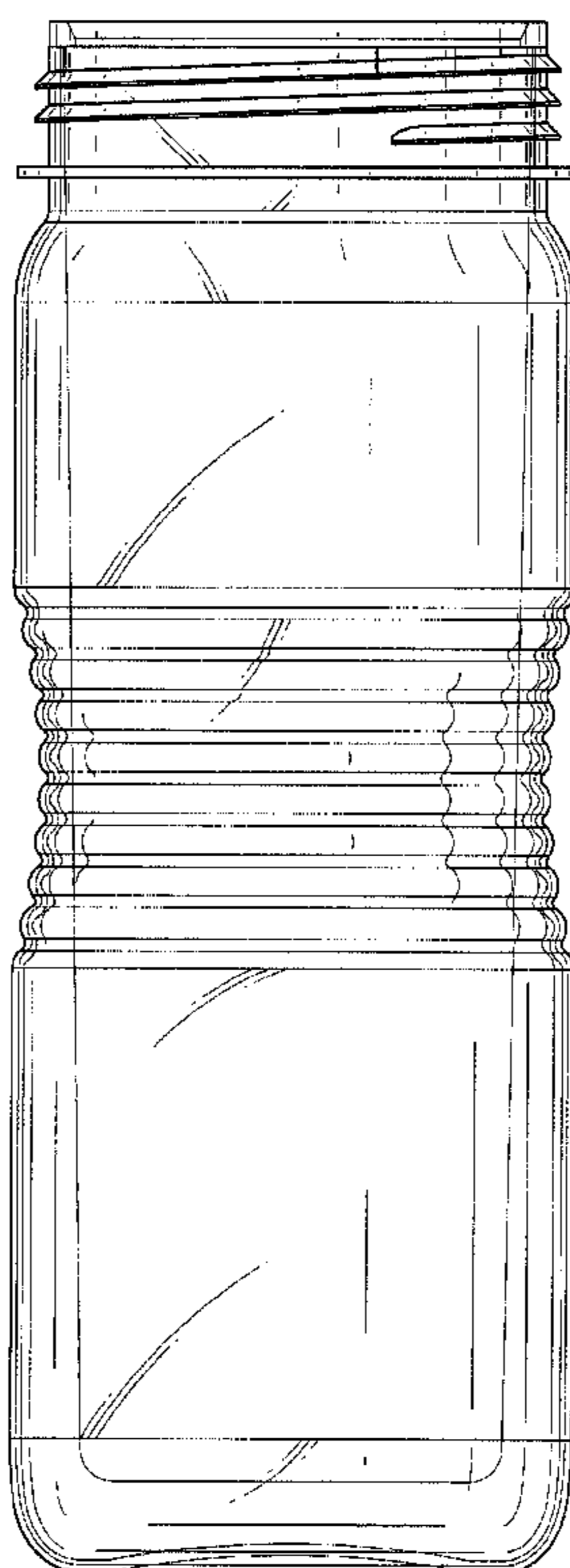
FIG. 8 is an exploded view of the present invention showing the bottle and the bottle liner.

(56) **References Cited**

U.S. PATENT DOCUMENTS

D358,296 S * 5/1995 Garneau D7/510
D415,428 S * 10/1999 Keller et al. D9/530
D427,909 S * 7/2000 Doritty et al. D9/500
D433,729 S * 11/2000 Poirier et al. D7/511
D447,418 S * 9/2001 Bezek et al. D9/504

1 Claim, 5 Drawing Sheets



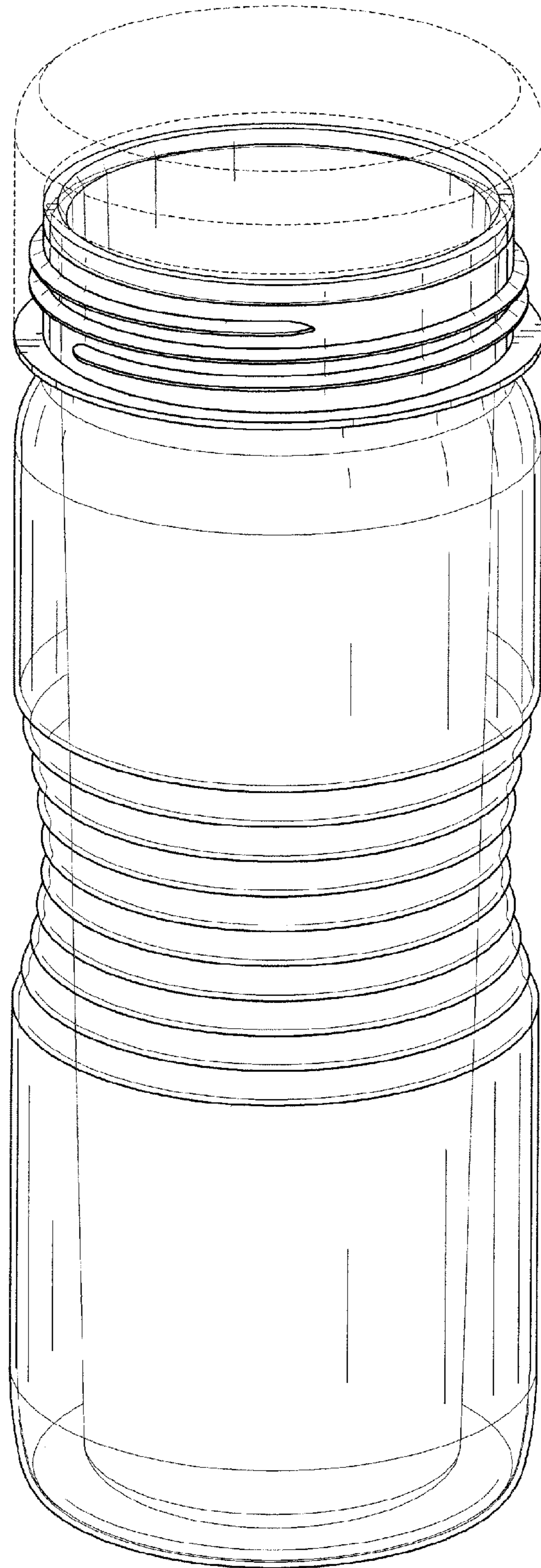


FIG. 1




FIG. 2

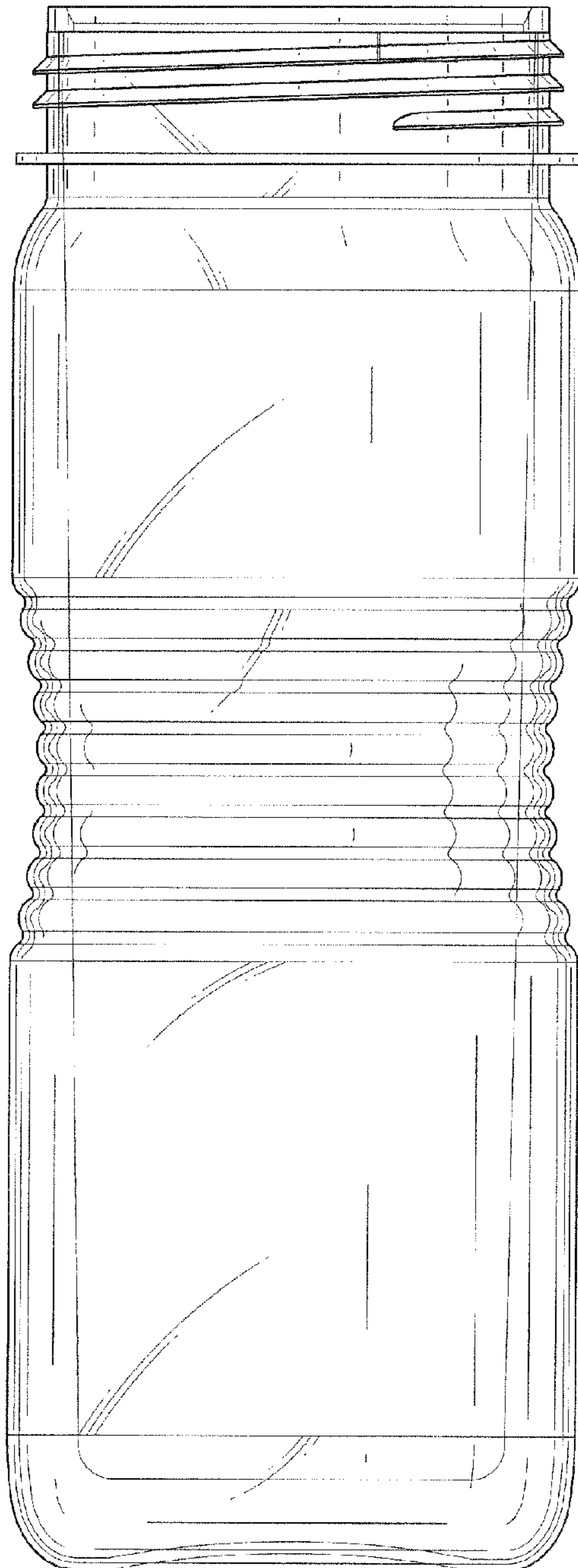


FIG. 3




FIG. 4




FIG. 5

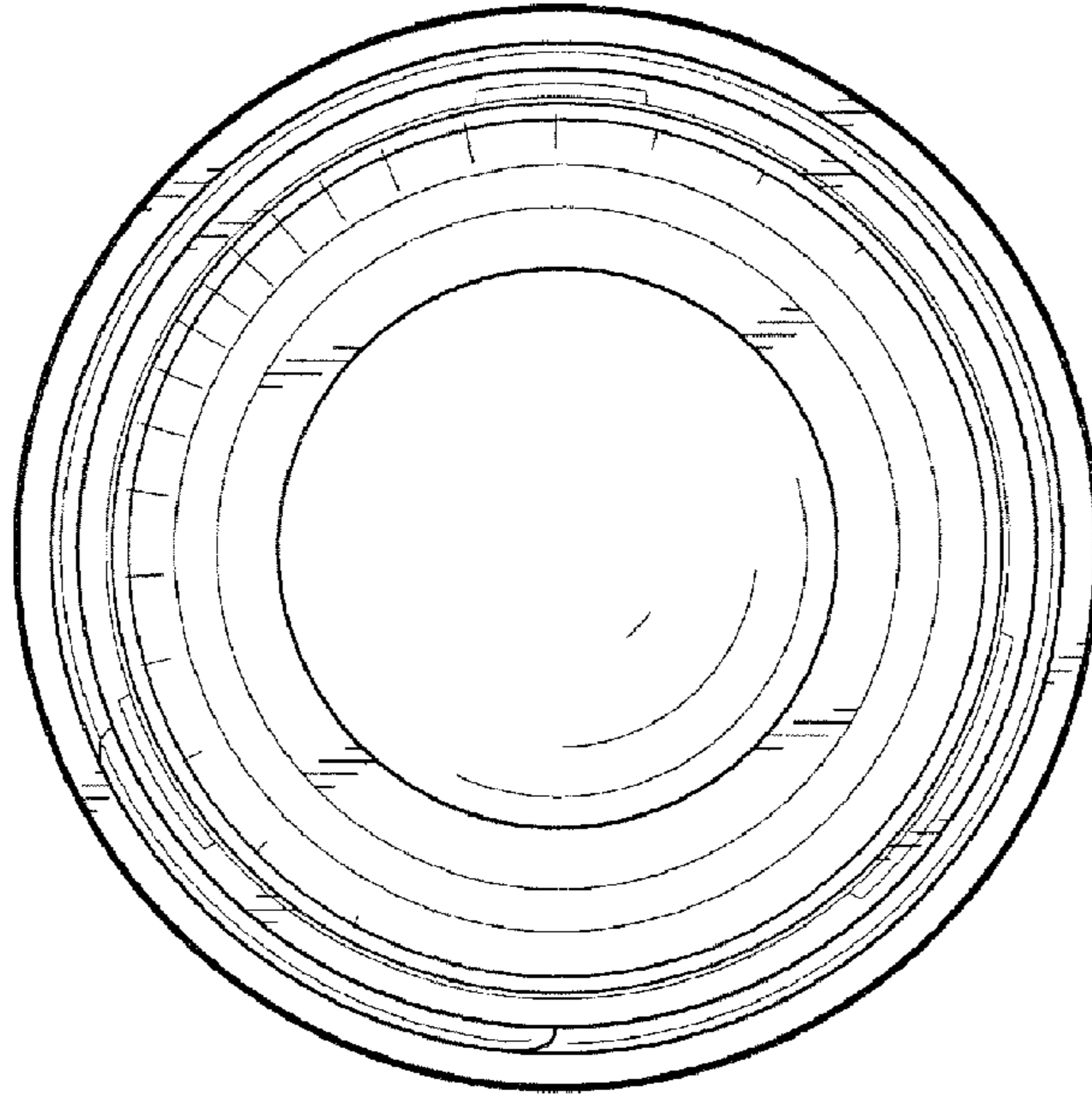


FIG. 6

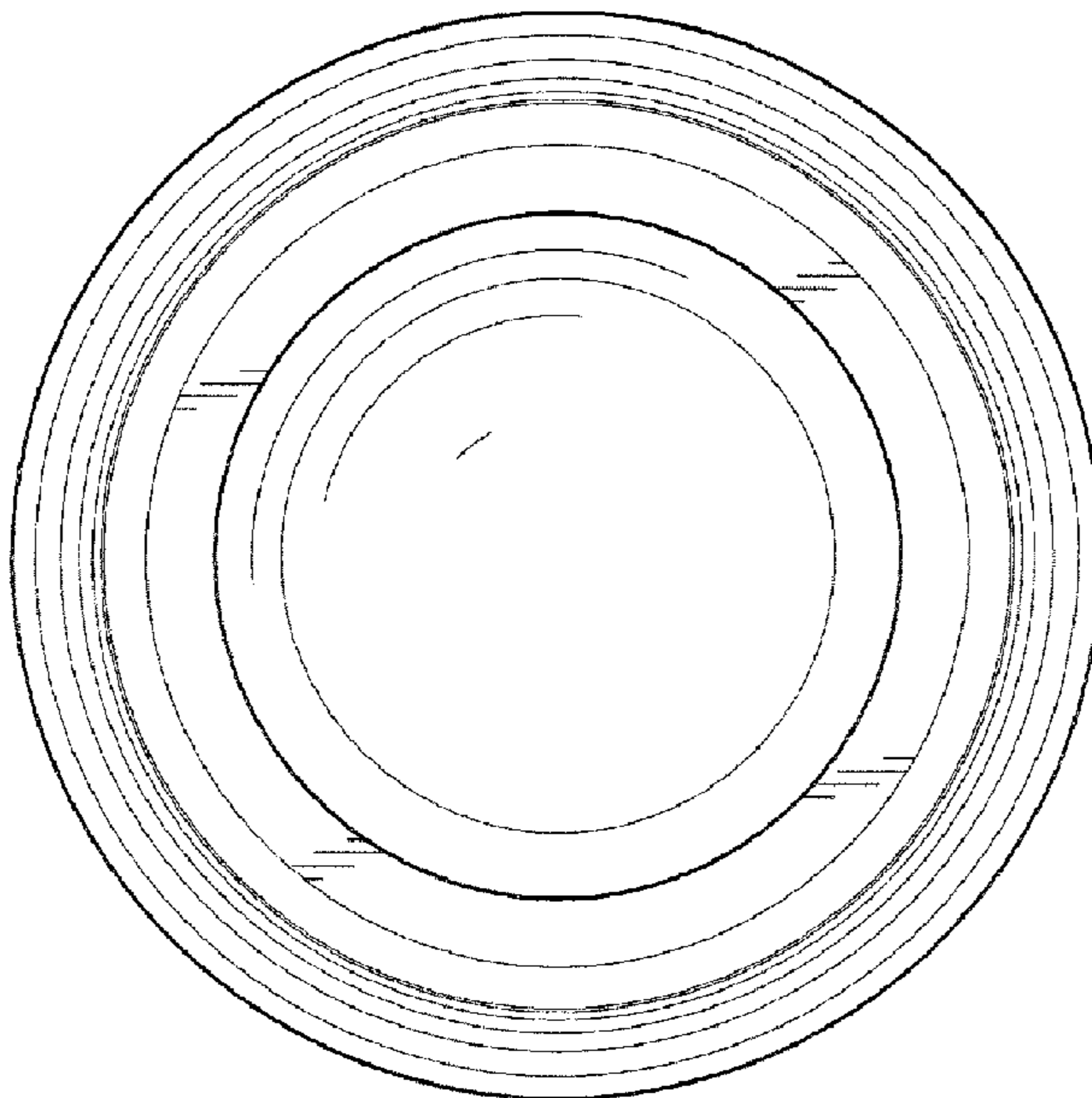


FIG. 7

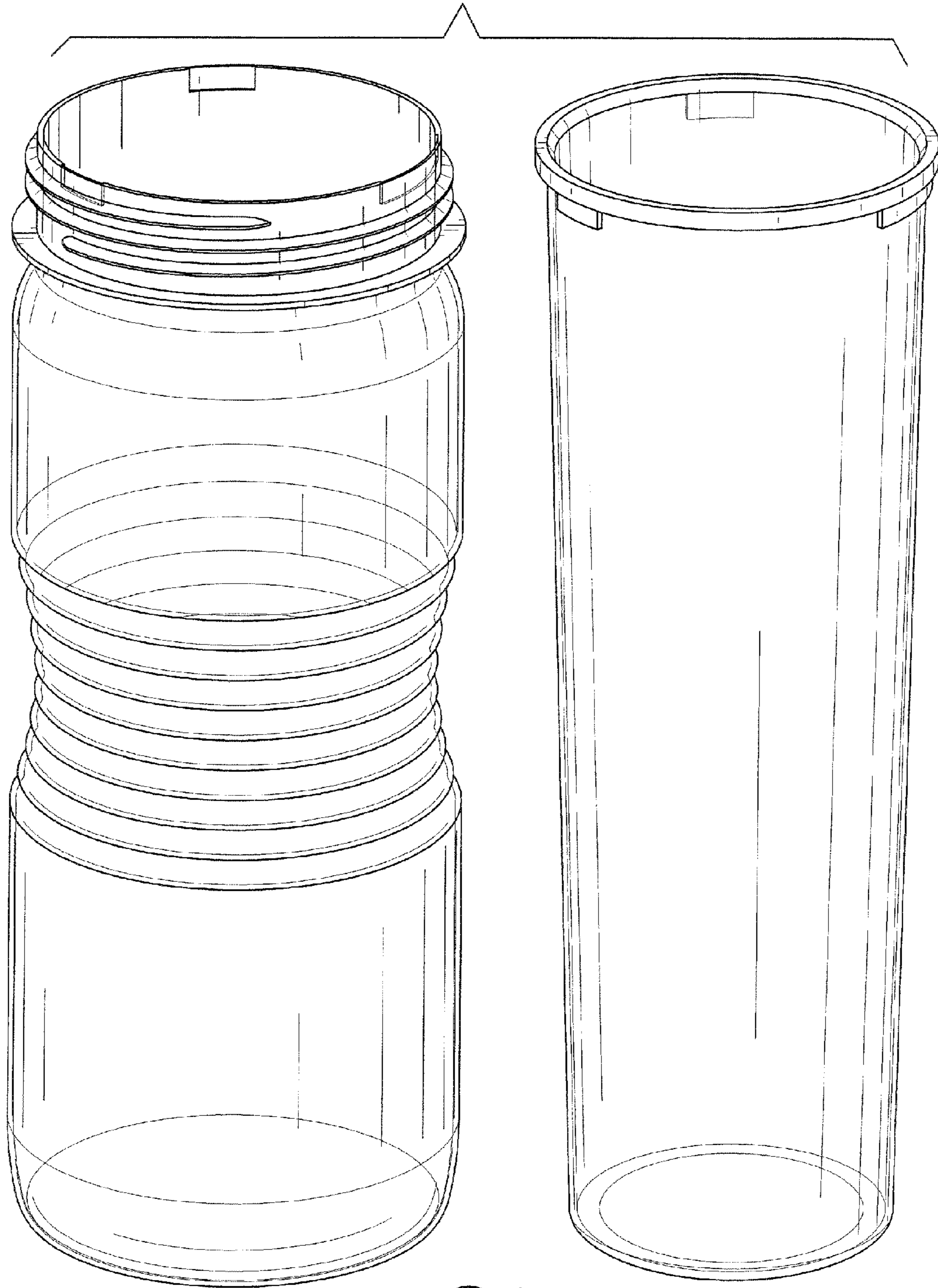


FIG. 8