

US00D543826S

(12) **United States Design Patent**  
**West**

(10) **Patent No.:** **US D543,826 S**

(45) **Date of Patent:** **\*\* Jun. 5, 2007**

(54) **WRENCH HAND TOOL PULL**

(75) **Inventor:** **Richard T. West**, 3547-C S. Higuera St., San Luis Obispo, CA (US) 93401

(73) **Assignee:** **Richard T. West**, Pismo Beach, CA (US)

(\*\*) **Term:** **14 Years**

(21) **Appl. No.:** **29/255,692**

(22) **Filed:** **Mar. 13, 2006**

(51) **LOC (8) Cl.** ..... **08-06**

(52) **U.S. Cl.** ..... **D8/305**

(58) **Field of Classification Search** ..... D8/300,  
D8/305, 316, 319, 320, 28, DIG. 1; 81/119,  
81/185, 125.1, 124.3, 124.7, 125.5, 177.1;  
16/110.1, 412

See application file for complete search history.

(56) **References Cited**

**U.S. PATENT DOCUMENTS**

3,029,673 A \* 4/1962 Godsey ..... 81/185

3,709,073 A \* 1/1973 Kurtz ..... 81/119  
D299,110 S \* 12/1988 Jans ..... D8/316  
D341,066 S \* 11/1993 Wallace ..... D8/305  
6,185,785 B1 \* 2/2001 Kingston ..... 16/412

\* cited by examiner

*Primary Examiner*—Paula A. Greene

(57) **CLAIM**

The ornamental design for wrench hand tool pull, as shown and described.

**DESCRIPTION**

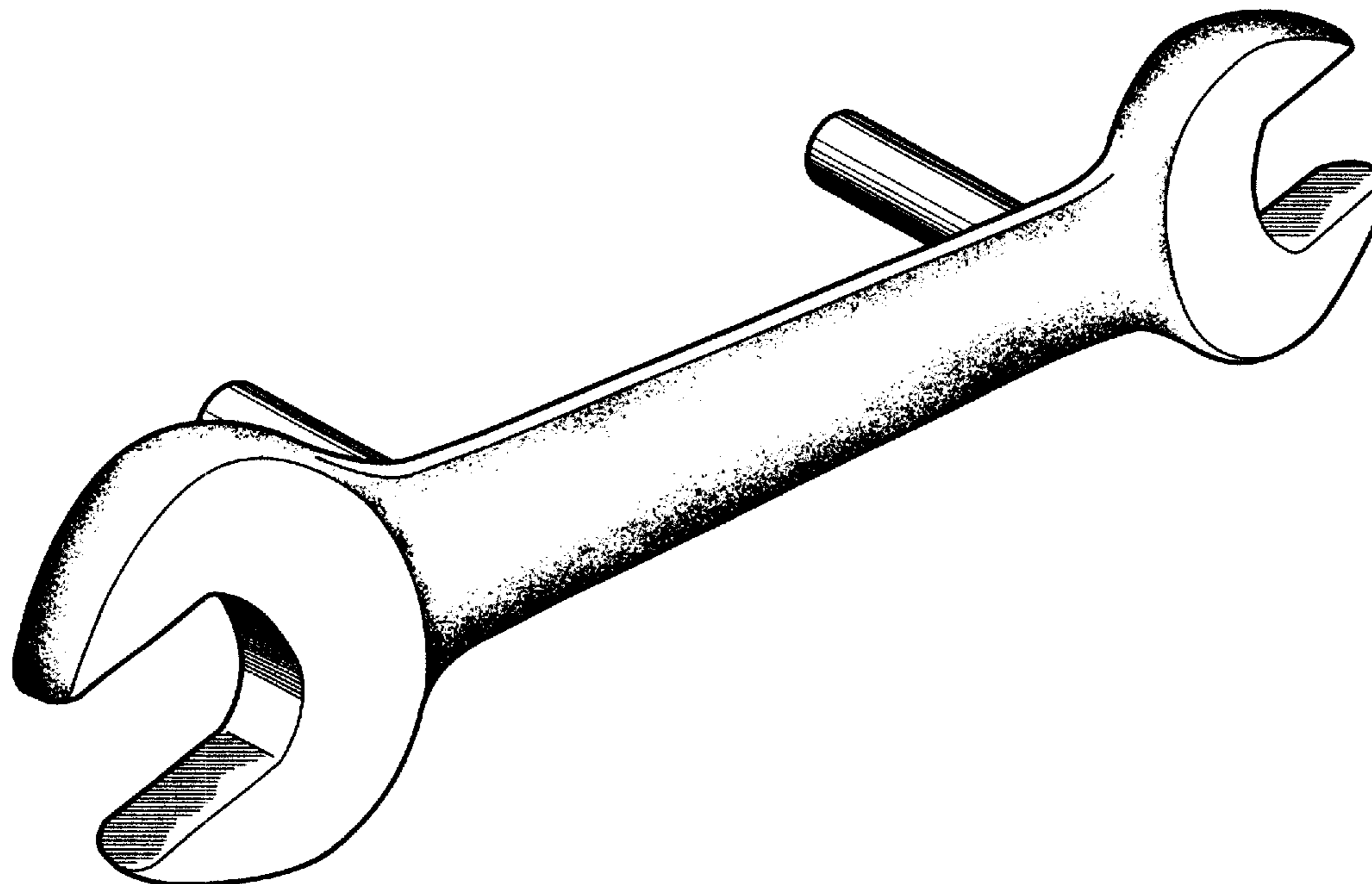
FIG. 1 is an Oblique view of a wrench hand tool pull showing my new design:

FIG. 2 is a Front elevation view thereof;

FIG. 3 is a Rear elevation view thereof; and,

FIG. 4 is a side elevational view thereof, the opposite side elevational view is a mirror image.

**1 Claim, 2 Drawing Sheets**



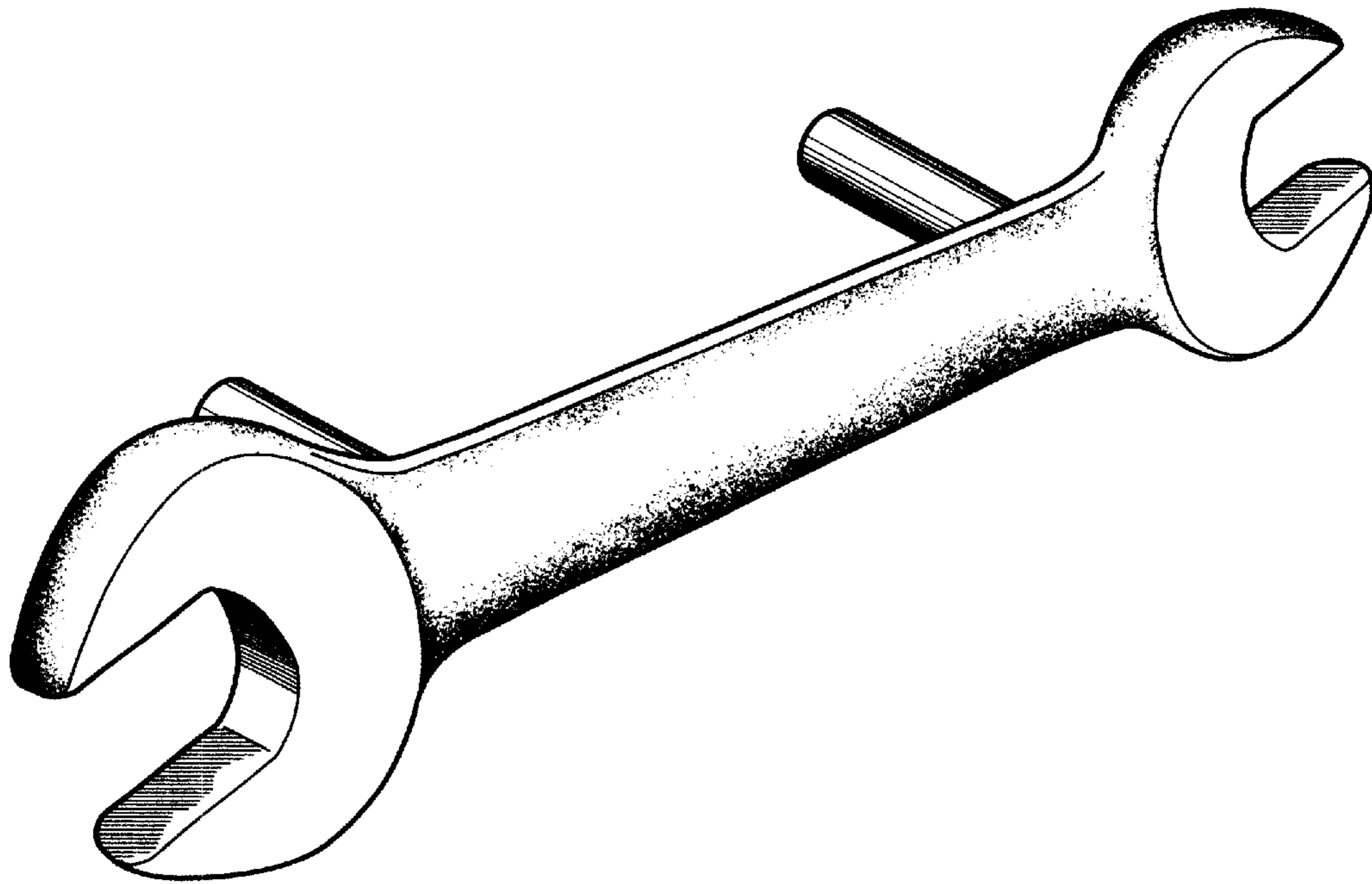


FIG. 1




FIG. 2




FIG. 3




FIG. 4