



US00D543825S

(12) **United States Design Patent**
Witte

(10) **Patent No.:** **US D543,825 S**

(45) **Date of Patent:** **** Jun. 5, 2007**

(54) **DOOR HANDLE**

(75) Inventor: **Kay-Uwe Witte**, Offenbach (DE)

(73) Assignee: **Rittal GmbH & Co. KG**, Herborn (DE)

(**) Term: **14 Years**

(21) Appl. No.: **29/215,381**

(22) Filed: **Oct. 18, 2004**

(30) **Foreign Application Priority Data**

Apr. 18, 2004 (DE) 4 04 02 698

(51) **LOC (8) Cl.** **08-06**

(52) **U.S. Cl.** **D8/302**

(58) **Field of Classification Search** D8/300,
D8/301, 302, 306, 307, 308, 350, 353, 331,
D8/336, 338; 292/336.3, DIG. 31, 347, 39,
292/337; 70/213, 215, 219, 208, 284, 209,
70/81, 114

See application file for complete search history.

(56) **References Cited**

U.S. PATENT DOCUMENTS

- D117,800 S * 11/1939 Sawicki D8/306
- 3,745,796 A * 7/1973 Fleming 70/81
- D292,171 S * 10/1987 Berg D8/331
- 4,930,325 A * 6/1990 Ramsauer 70/209
- D343,347 S * 1/1994 Lau et al. D8/301
- D344,881 S * 3/1994 Sauerland D8/331
- 5,722,269 A * 3/1998 Simon et al. 70/208

- D396,397 S * 7/1998 Swan D8/331
- D411,433 S * 6/1999 Swan et al. D8/306
- 6,174,007 B1 * 1/2001 Schlack et al. 292/336.3
- 6,363,761 B1 * 4/2002 Sauerland 70/208
- D465,398 S * 11/2002 Linares et al. D8/302
- 6,668,602 B2 * 12/2003 Graham et al. 70/208
- 6,679,088 B2 * 1/2004 Hartel et al. 70/208
- 6,694,786 B2 * 2/2004 Gotou et al. 70/213

* cited by examiner

Primary Examiner—Paula A. Greene

(74) *Attorney, Agent, or Firm*—Pauley Petersen & Erickson

(57) **CLAIM**

The ornamental design for a door handle, as shown.

DESCRIPTION

FIG. 1 is a perspective view of a door handle, according to one embodiment of this invention;
 FIG. 2 is a perspective view of a door handle, according to another embodiment of this invention;
 FIG. 3 is a front view of the door handle, as shown in FIG. 2;
 FIG. 4 is a rear view of the door handle, as shown in FIG. 2;
 FIG. 5 is a top view of the door handle, as shown in FIG. 2;
 FIG. 6 is a bottom view of the door handle, as shown FIG. 2;
 FIG. 7 is a side view of the door handle, as shown in FIG. 2; and,
 FIG. 8 is a side view, opposite the side view shown in FIG. 7, of the door handle, as shown FIG. 2.

1 Claim, 5 Drawing Sheets

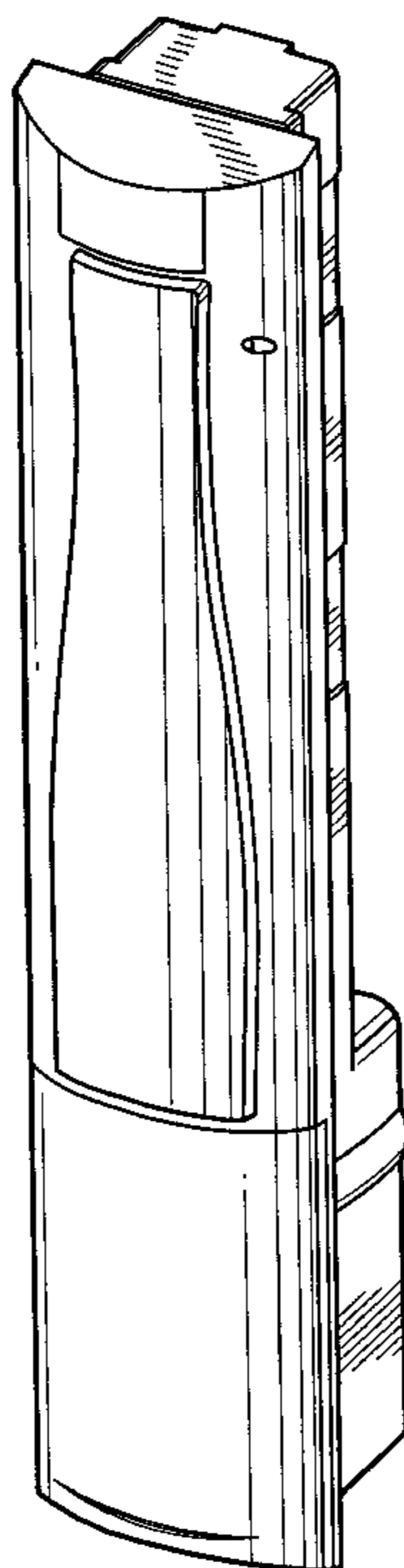




FIG. 1



FIG. 2

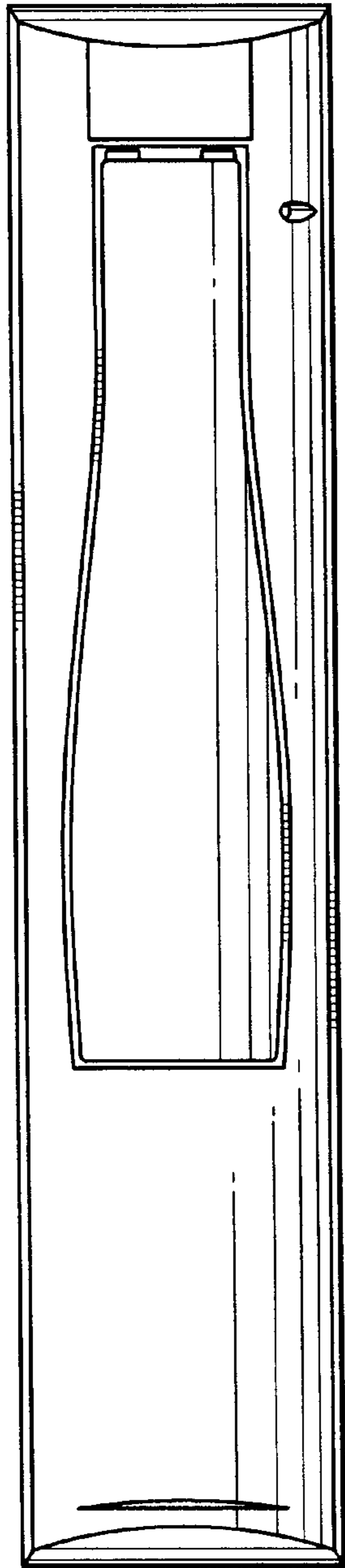


FIG. 3

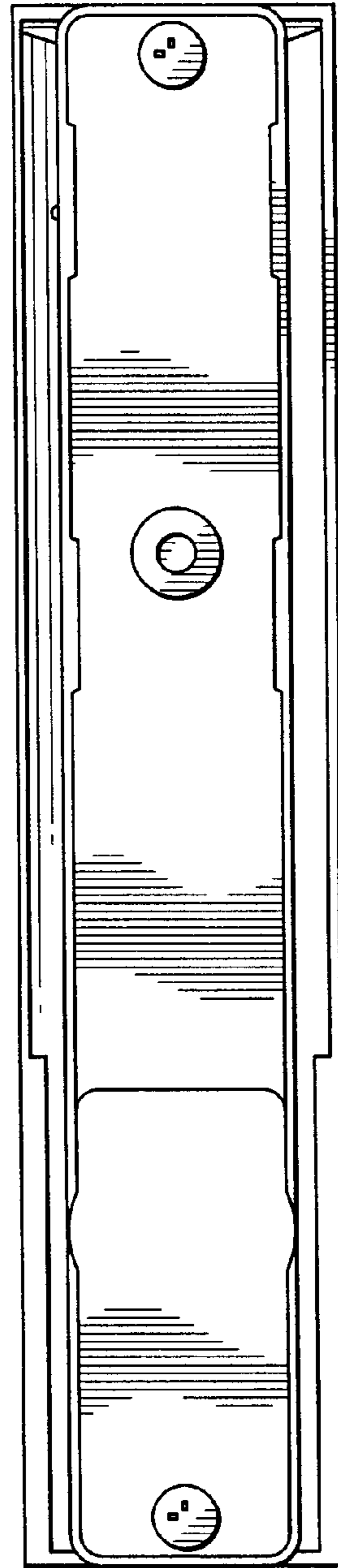


FIG. 4

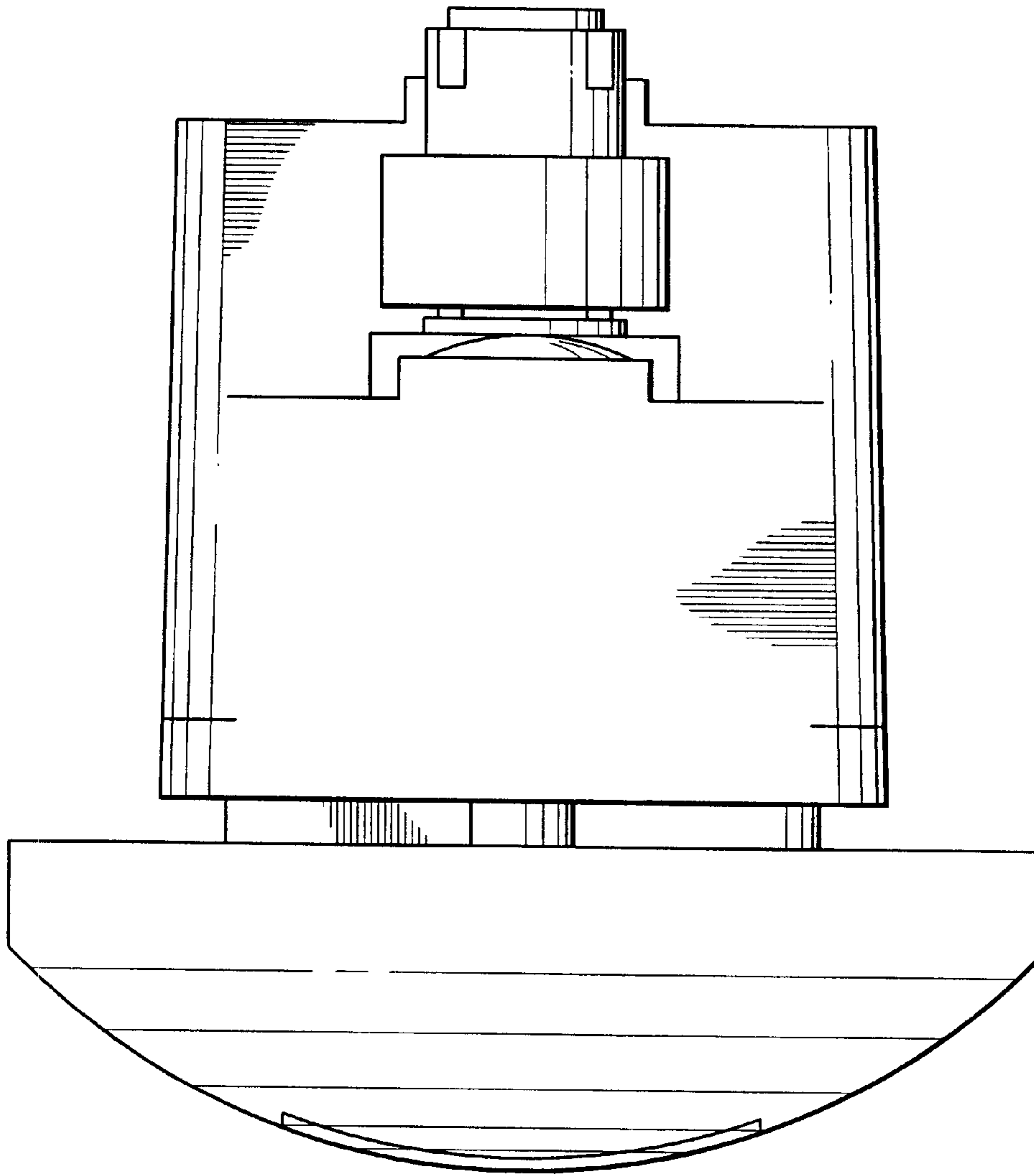


FIG. 5

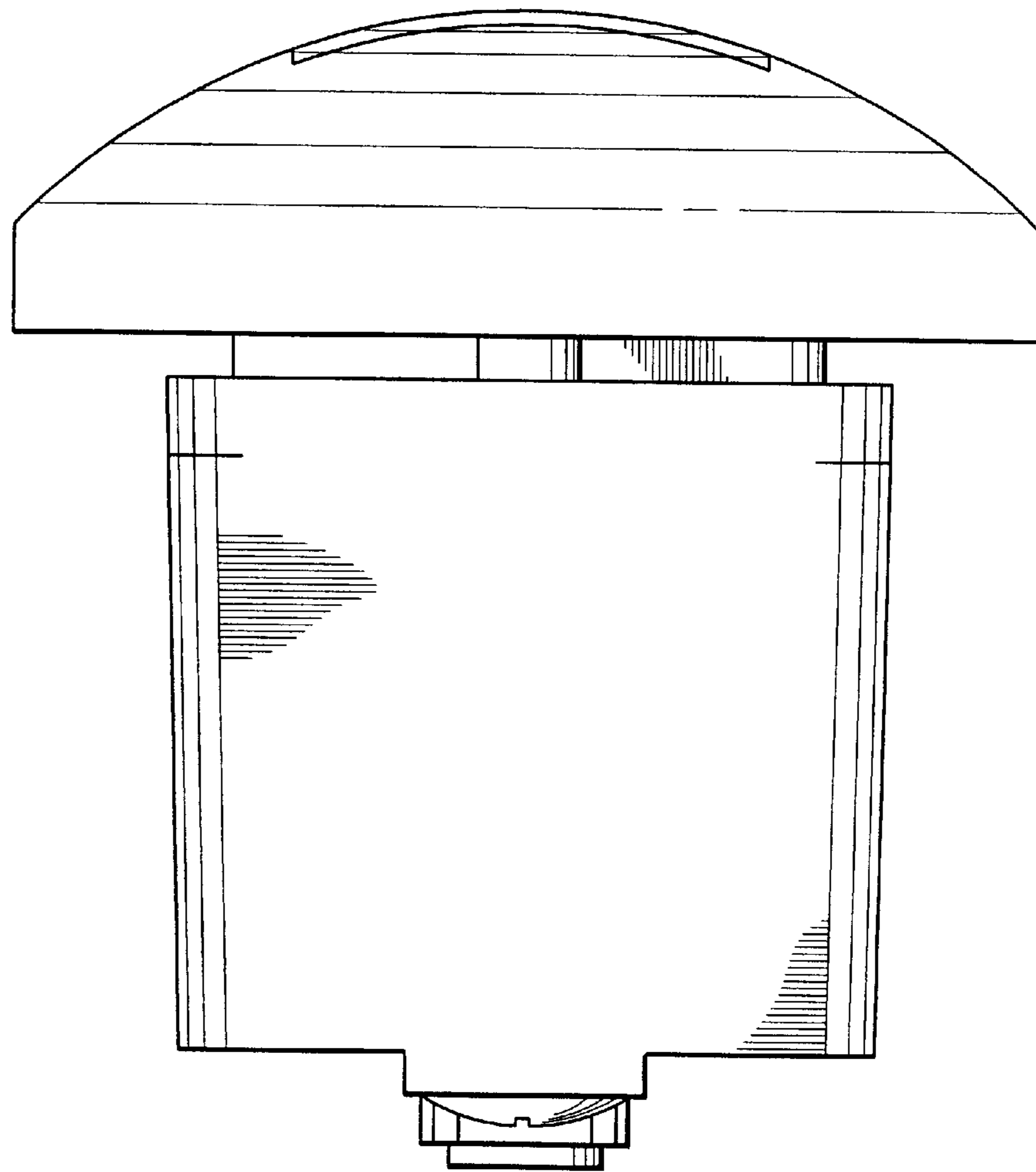


FIG. 6

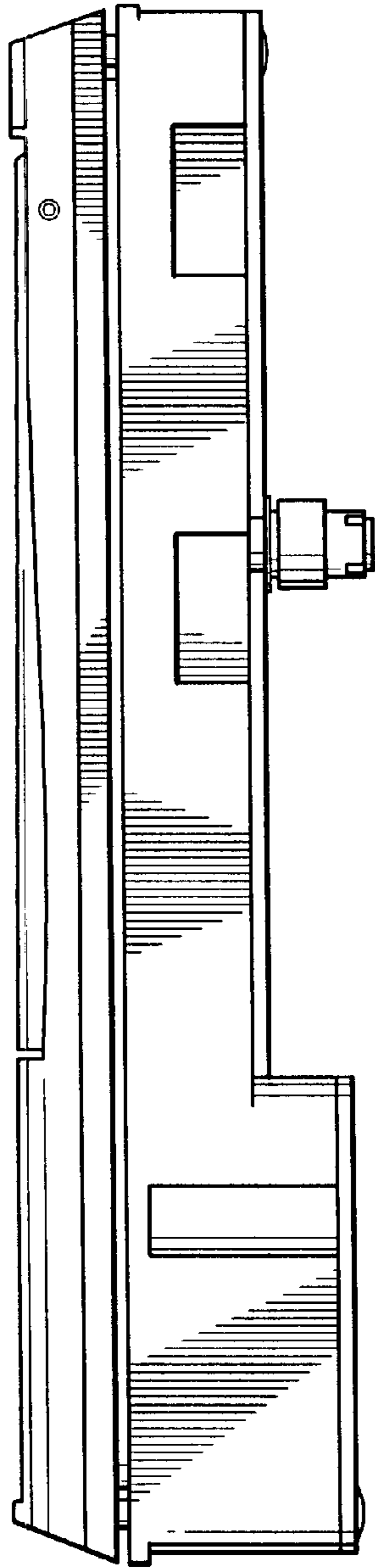


FIG. 7

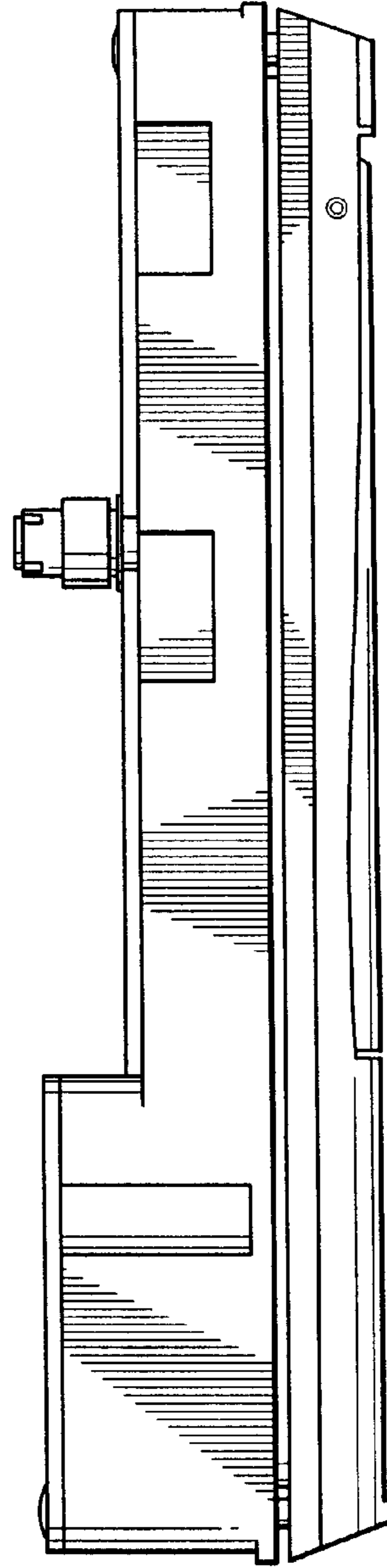


FIG. 8