

US00D543824S

(12) **United States Design Patent**
Lee

(10) **Patent No.:** **US D543,824 S**
(45) **Date of Patent:** **** Jun. 5, 2007**

(54) **LETTER OPENER**

(75) Inventor: **Doug Lee**, Baldwin Park, CA (US)

(73) Assignee: **Frank Lee Imports, Ltd.**, Baldwin Park, CA (US)

(**) Term: **14 Years**

(21) Appl. No.: **29/263,937**

(22) Filed: **Aug. 1, 2006**

(51) **LOC (8) Cl.** **08-03**

(52) **U.S. Cl.** **D8/104; D8/48; D8/102**

(58) **Field of Classification Search** D8/102-105,
D8/14, 48, 98; D19/72; D24/145, 147; D3/208,
D3/210; 254/28; 7/158, 160; 30/286, DIG. 30
See application file for complete search history.

(56) **References Cited**

U.S. PATENT DOCUMENTS

D329,584 S *	9/1992	Shevin et al.	D8/102
D329,798 S *	9/1992	Kramer et al.	D8/102
D341,307 S *	11/1993	Lage et al.	D8/103
D350,770 S *	9/1994	Carney et al.	D19/36
D355,108 S *	2/1995	Lage et al.	D8/103
D355,346 S *	2/1995	Schmidt	D8/103
D380,366 S *	7/1997	Schmidt	D8/103
D488,698 S *	4/2004	Moore	D8/102
6,880,250 B1 *	4/2005	Tamez	30/293

* cited by examiner

Primary Examiner—Cathron C. Brooks
Assistant Examiner—Austin Murphy
(74) *Attorney, Agent, or Firm*—Roland Tong

(57) **CLAIM**

The ornamental design for the letter opener, as shown and described.

DESCRIPTION

FIG. 1 is a perspective view of the letter opener of the present invention.

FIG. 2 is a front elevational view of the letter opener shown in FIG. 1.

FIG. 3 is a rear elevational view of the letter opener shown in FIG. 1.

FIG. 4 is a right side view of the letter opener shown in FIG. 1.

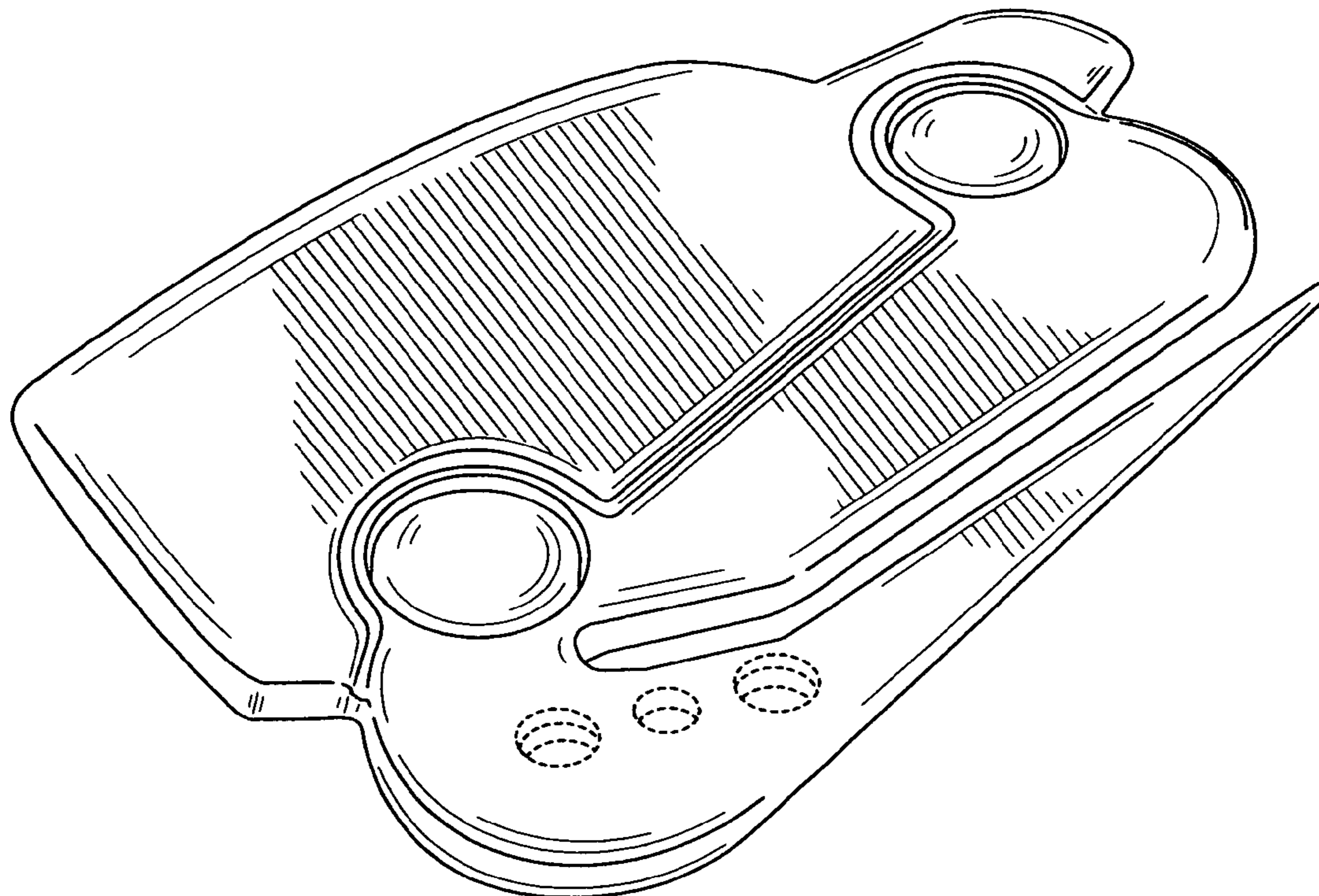
FIG. 5 is a left side view of the letter opener shown in FIG. 1.

FIG. 6 is a bottom plan view of the letter opener shown in FIG. 1; and,

FIG. 7 is a top plan view of the letter opener shown in FIG. 1.

The broken lines shown in the drawings form no part of the claimed design.

1 Claim, 3 Drawing Sheets



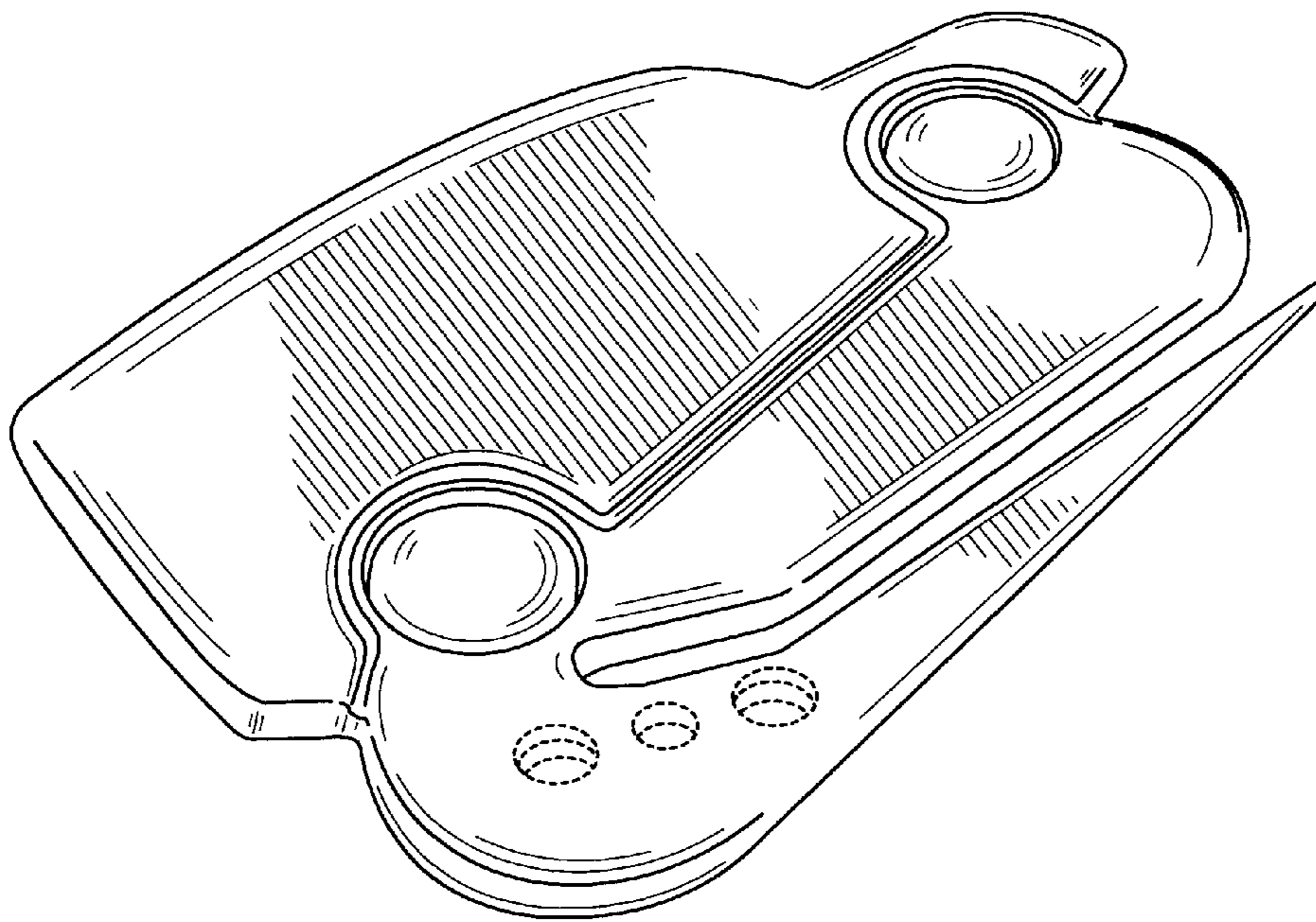


FIG. 1

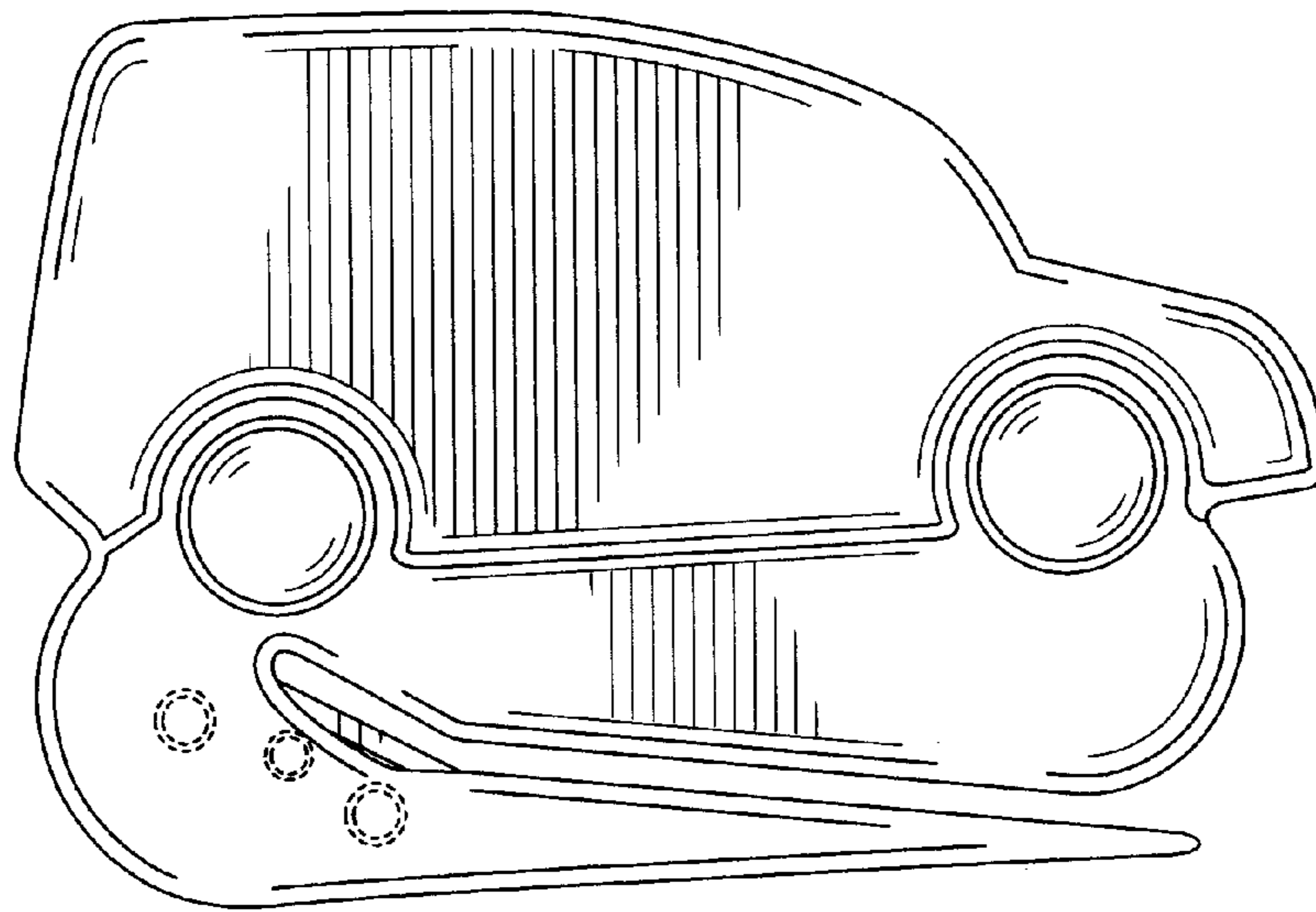


FIG. 2

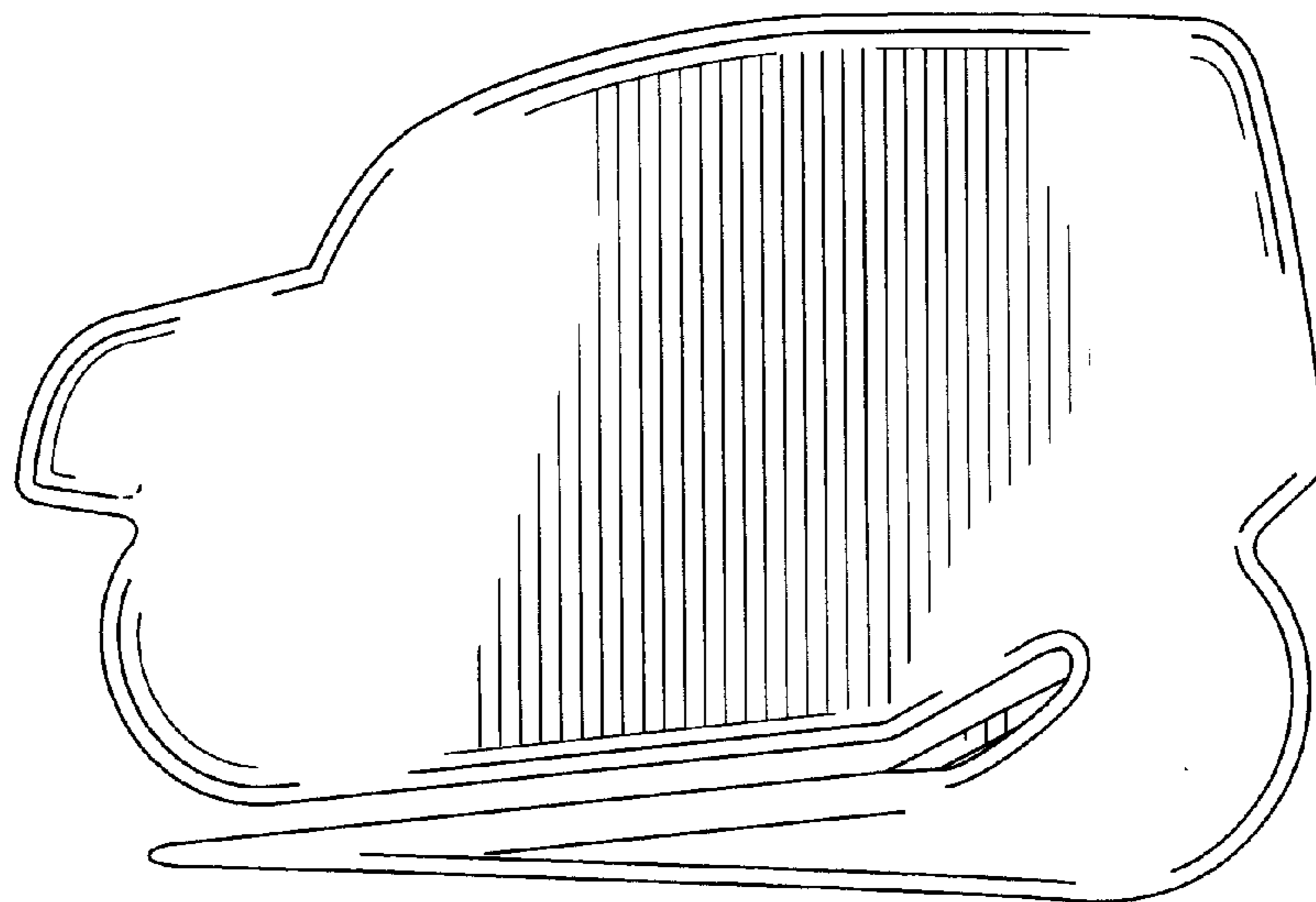


FIG. 3



FIG. 4



FIG. 5




FIG. 6



FIG. 7