

US00D543823S

(12) **United States Design Patent**
Lee

(10) **Patent No.:** **US D543,823 S**
(45) **Date of Patent:** **** Jun. 5, 2007**

(54) **LETTER OPENER**

D435,422 S * 12/2000 Schimmel D8/104
D488,698 S * 4/2004 Moore D8/102

(75) Inventor: **Doug Lee**, Baldwin Park, CA (US)

* cited by examiner

(73) Assignee: **Frank Lee Imports, Ltd.**, Baldwin Park, CA (US)

Primary Examiner—Cathron C. Brooks

Assistant Examiner—Austin Murphy

(**) Term: **14 Years**

(74) *Attorney, Agent, or Firm*—Roland Tong

(21) Appl. No.: **29/263,933**

(57) **CLAIM**

(22) Filed: **Aug. 1, 2006**

The ornamental design for the letter opener, as shown and described.

(51) **LOC (8) Cl.** **08-03**

DESCRIPTION

(52) **U.S. Cl.** **D8/104; D8/48; D8/102**

FIG. 1 is a perspective view of the letter opener of the present invention.

(58) **Field of Classification Search** D8/102–105, D8/14, 48, 98; D19/72; D24/145, 147; D3/208, D3/210; 254/28; 7/158, 160; 30/286, DIG. 30
See application file for complete search history.

FIG. 2 is a rear elevational view of the letter opener shown in FIG. 1.

FIG. 3 is a front elevational view of the letter opener shown in FIG. 1.

(56) **References Cited**

FIG. 4 is a left side view of the letter opener shown in FIG. 1.

U.S. PATENT DOCUMENTS

FIG. 5 is a right side view of the letter opener shown in FIG. 1.

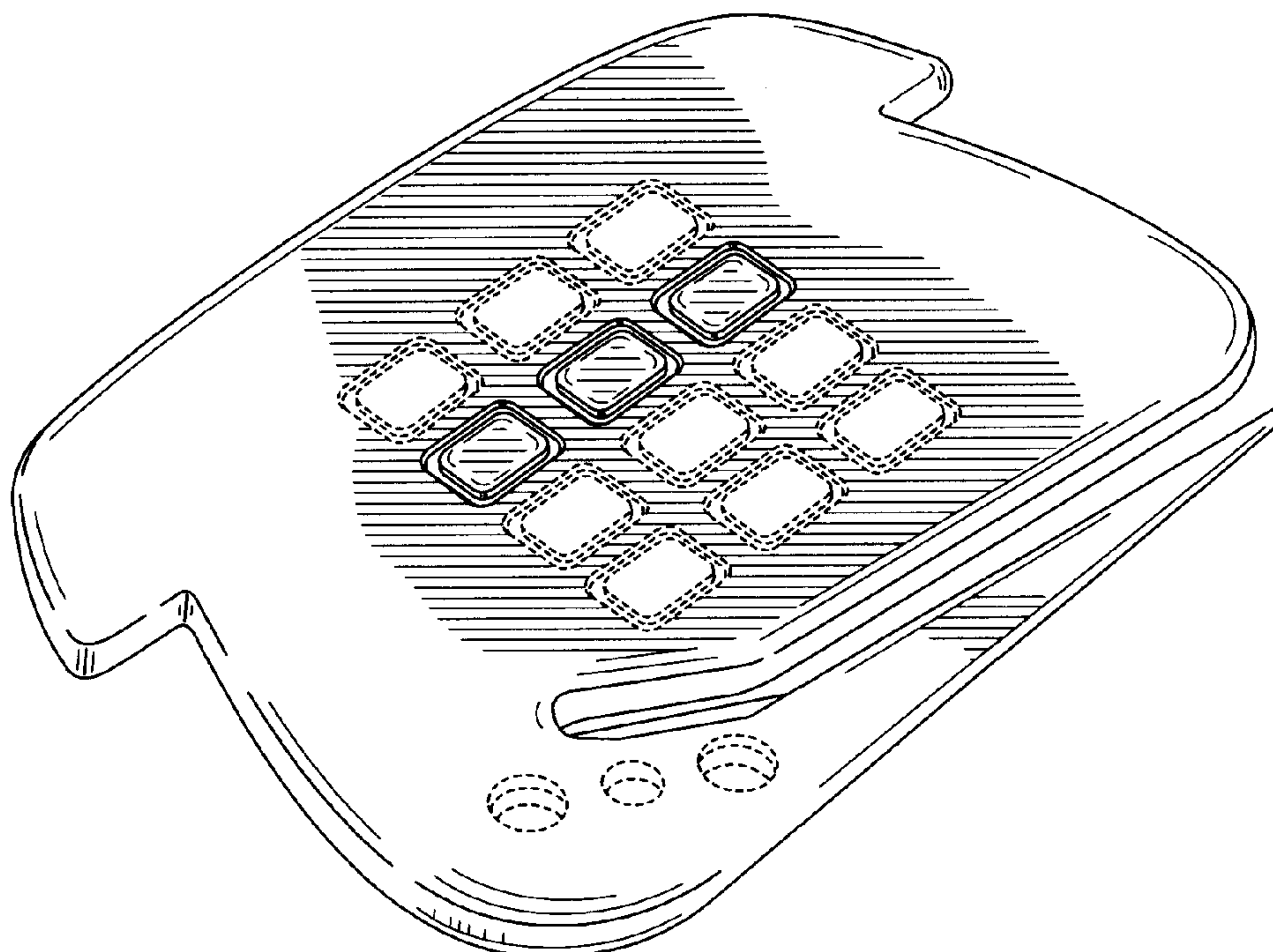
D329,183 S	*	9/1992	Lage et al.	D8/102
D329,184 S	*	9/1992	Lage et al.	D8/103
D329,584 S	*	9/1992	Shevin et al.	D8/102
D355,346 S	*	2/1995	Schmidt	D8/103
D355,347 S	*	2/1995	Wenk	D8/103
D365,267 S	*	12/1995	Goessling et al.	D8/102
D372,655 S	*	8/1996	Lin	D8/102
D377,595 S	*	1/1997	Wiezenhal	D8/98
D380,365 S	*	7/1997	Schmidt	D8/102
D380,367 S	*	7/1997	Schmidt	D8/103
D387,967 S	*	12/1997	Visconti	D8/102

FIG. 6 is a top plan view of the letter opener shown in FIG. 1; and,

FIG. 7 is a bottom plan view of the letter opener shown in FIG. 1.

The broken lines shown in the drawings form no part of the claimed design.

1 Claim, 3 Drawing Sheets



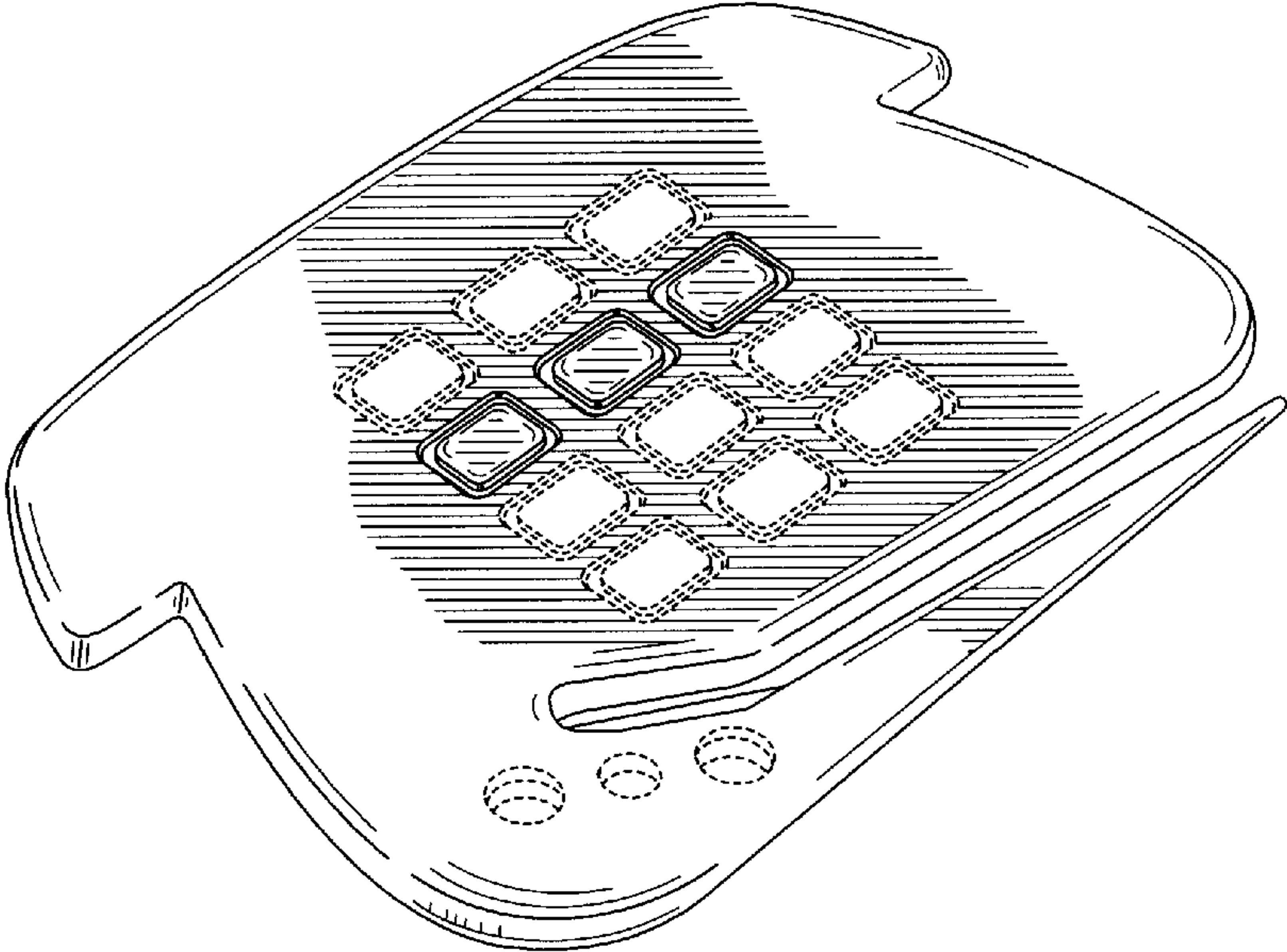


FIG. 1

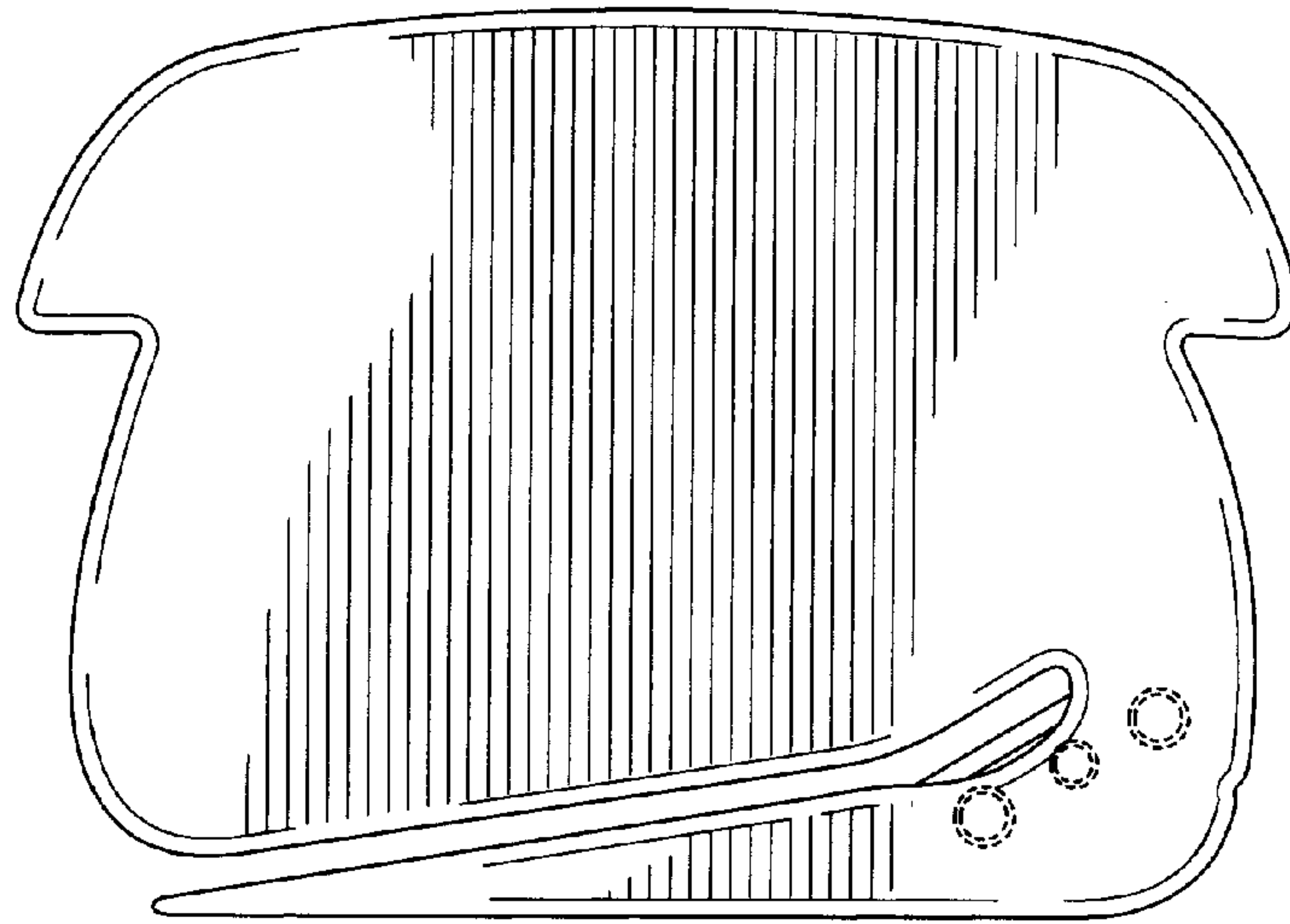


FIG. 2

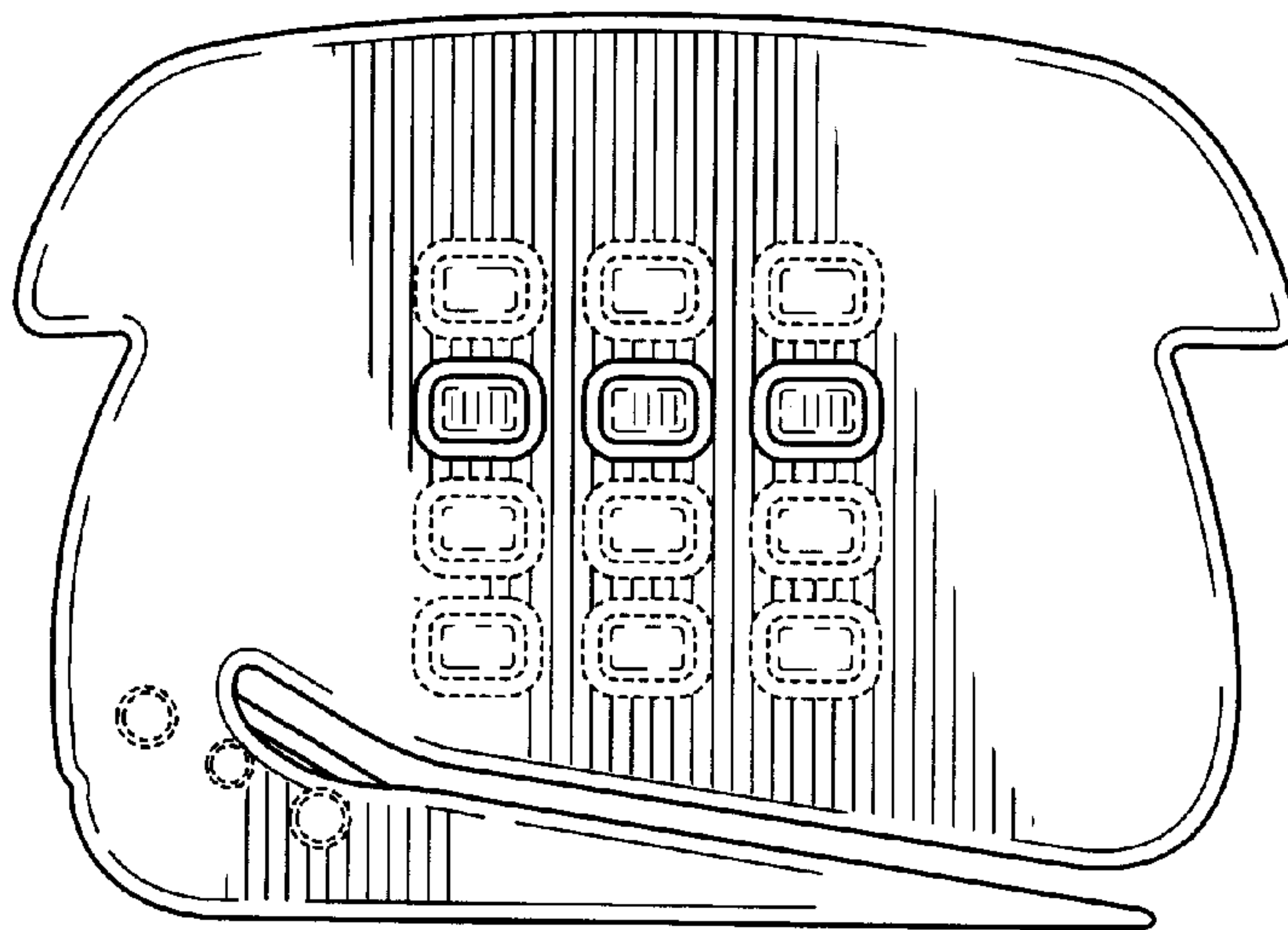


FIG. 3

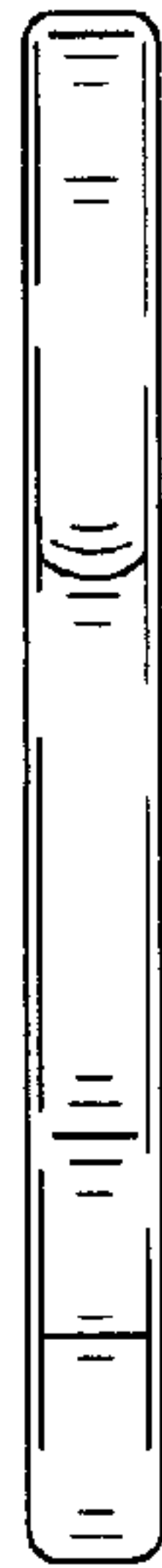


FIG. 4



FIG. 5

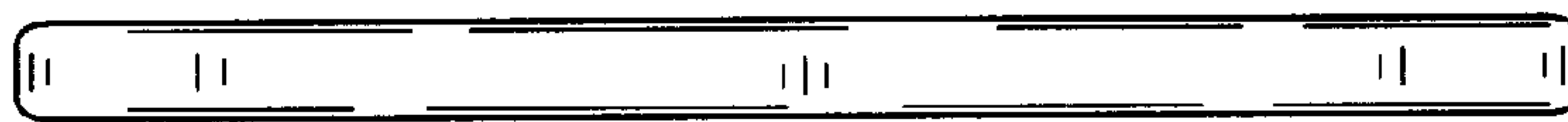


FIG. 6




FIG. 7