



US00D543818S

(12) **United States Design Patent**
Irie

(10) **Patent No.:** **US D543,818 S**

(45) **Date of Patent:** **** Jun. 5, 2007**

(54) **CHAIN CUTTER**

(75) Inventor: **Yoshinori Irie**, Osaka (JP)

(73) Assignee: **Shimano Inc.**, Osaka (JP)

(**) Term: **14 Years**

(21) Appl. No.: **29/244,173**

(22) Filed: **Dec. 7, 2005**

(30) **Foreign Application Priority Data**

Jun. 13, 2005 (JP) 2005-017057

(51) **LOC (8) Cl.** **08-05**

(52) **U.S. Cl.** **D8/59**

(58) **Field of Classification Search** D8/51,
D8/55, 59, 60, 71-74, 105, 107; 29/243.53,
29/243.54, 251, 256, 257, 270, 281.1; 59/7,
59/11, 29; 72/312, 313, 453.15, 453.16,
72/454

See application file for complete search history.

(56) **References Cited**

U.S. PATENT DOCUMENTS

1,469,594	A *	10/1923	Harley	59/7
4,949,446	A *	8/1990	Kuwica	29/243.53
D322,208	S *	12/1991	Shaw	D8/105
5,140,736	A *	8/1992	Hsiao	29/243.54
5,148,590	A *	9/1992	Wu	29/257
5,251,341	A *	10/1993	Seals	59/7
7,082,747	B2 *	8/2006	Oishi et al.	59/11

OTHER PUBLICATIONS

Lickbike.com Advertisement for Tcx Minimax Chain Breaker, © 2005.

Lickbike.com Advertisement for Park CT-5 Mini Brute Chain Tool, © 2005.

* cited by examiner

Primary Examiner—Alan P. Douglas

Assistant Examiner—Deanna Fluegeman

(74) *Attorney, Agent, or Firm*—Global IP Counselors, LLP

(57) **CLAIM**

The ornamental design for a chain cutter, as shown and described.

DESCRIPTION

FIG. 1 is a front side elevational view of a chain cutter in accordance with my new design;

FIG. 2 is a rear side elevational view of the chain cutter in accordance with my new design;

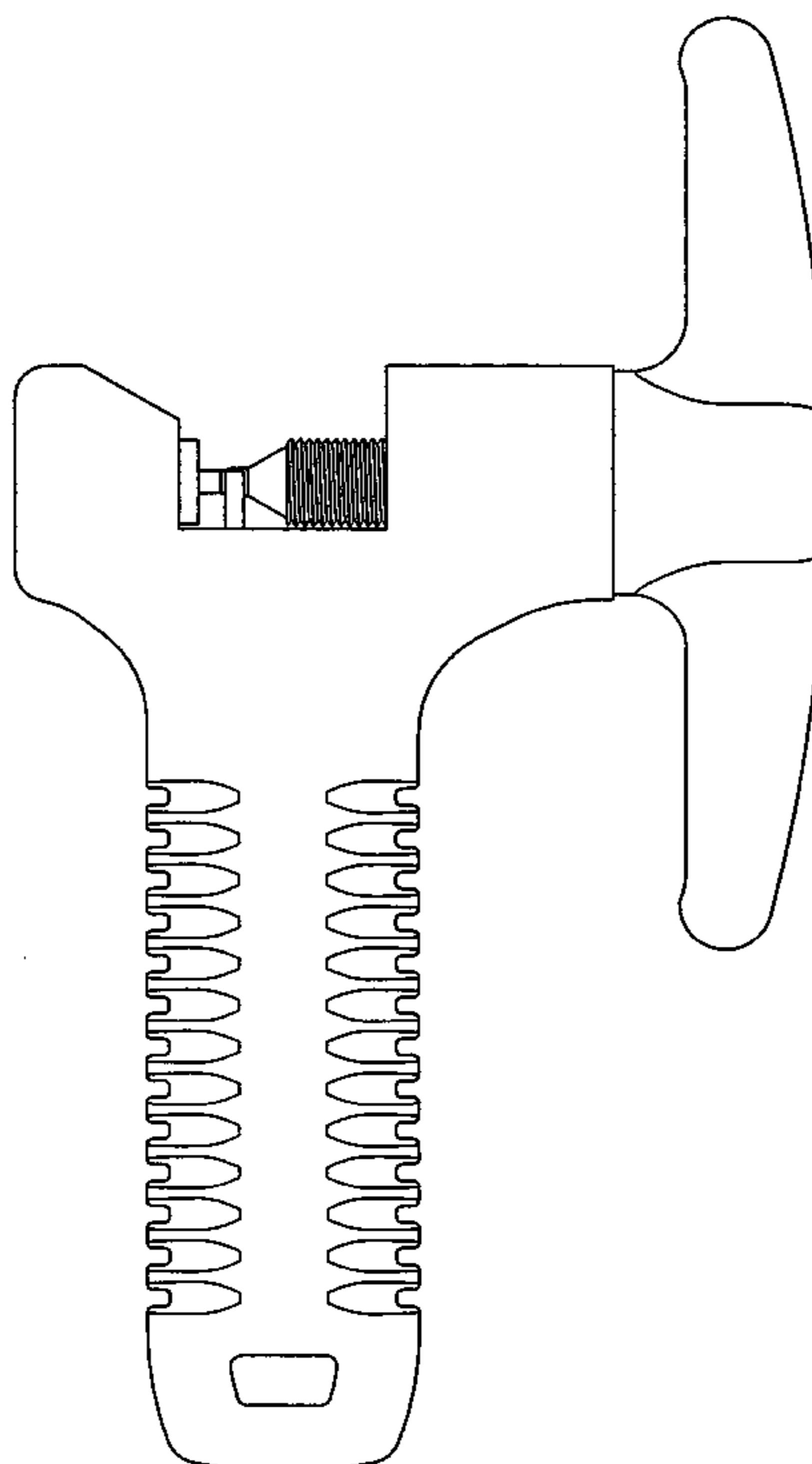
FIG. 3 is a right side end elevational view of the chain cutter in accordance with my new design;

FIG. 4 is a left side end elevational view of the chain cutter in accordance with my new design;

FIG. 5 is a top plan view of the chain cutter in accordance with my new design; and,

FIG. 6 is a bottom plan view of the chain cutter in accordance with my new design.

1 Claim, 6 Drawing Sheets



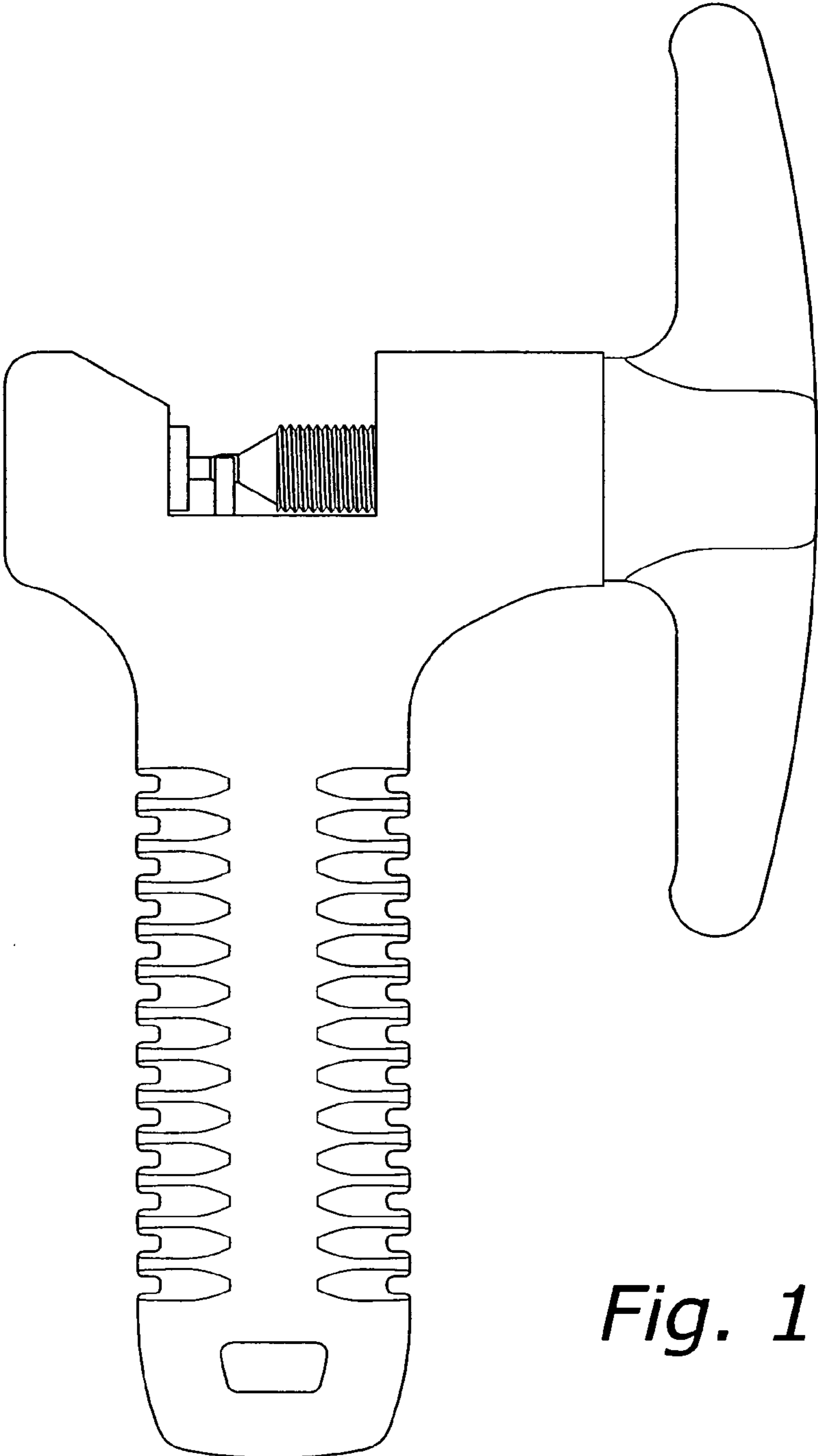


Fig. 1

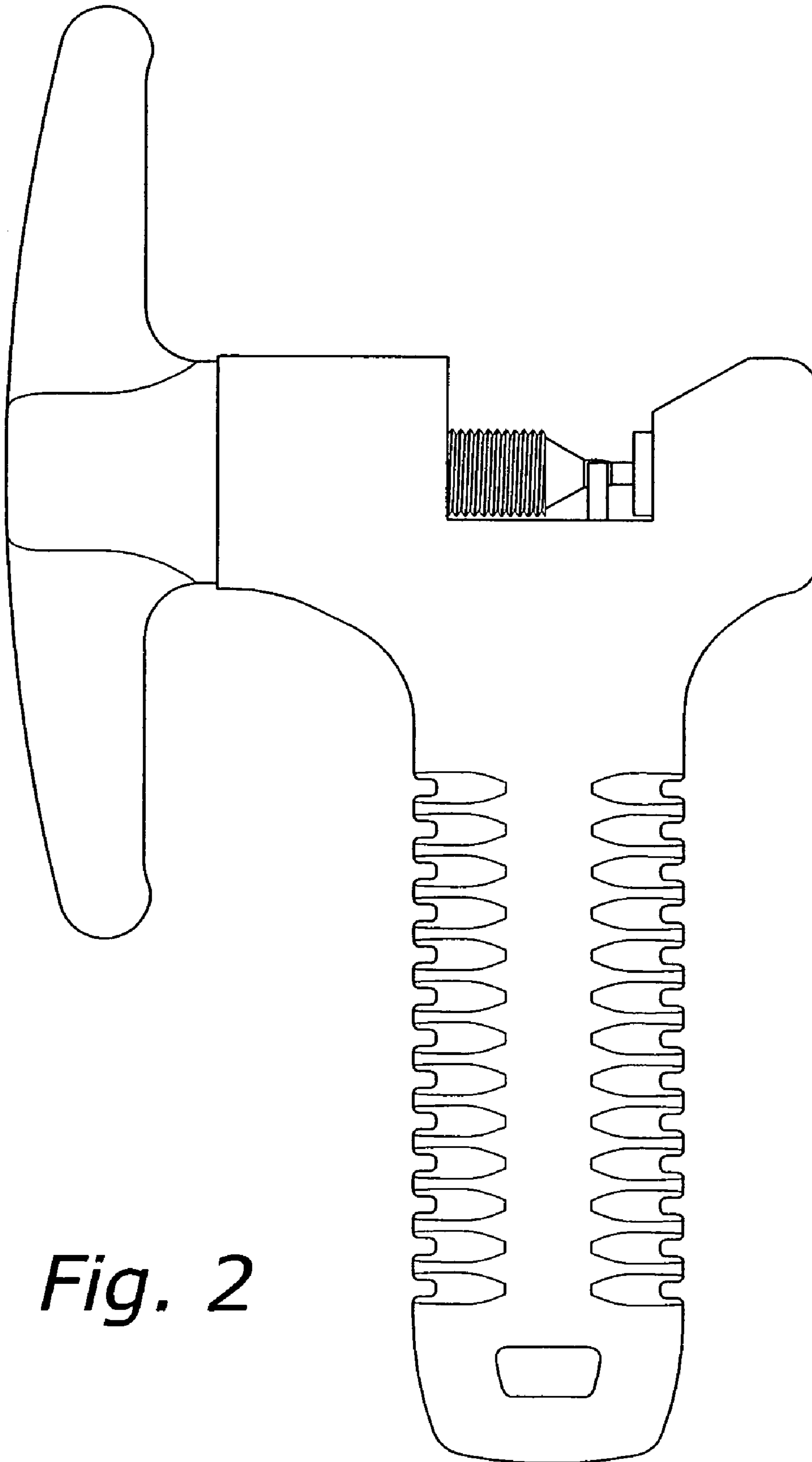


Fig. 2

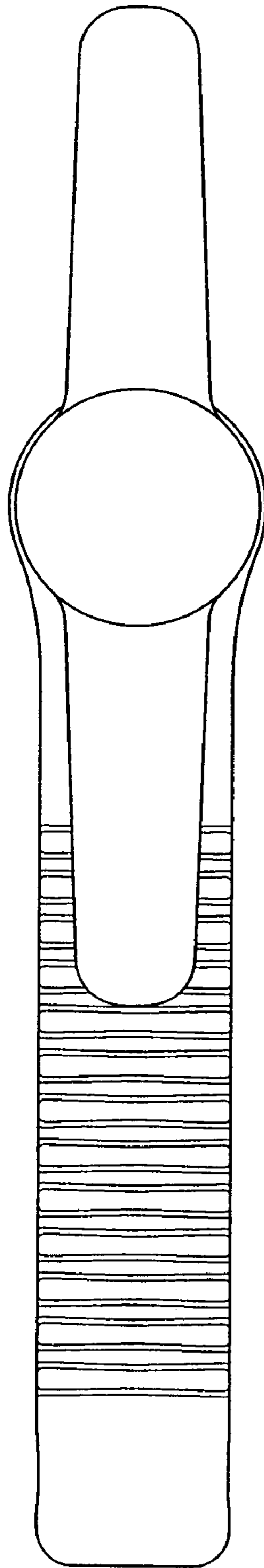


Fig. 3

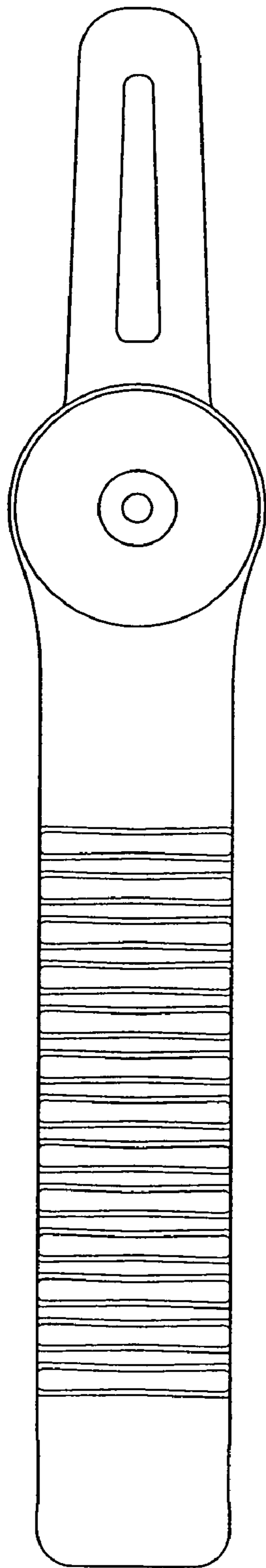


Fig. 4

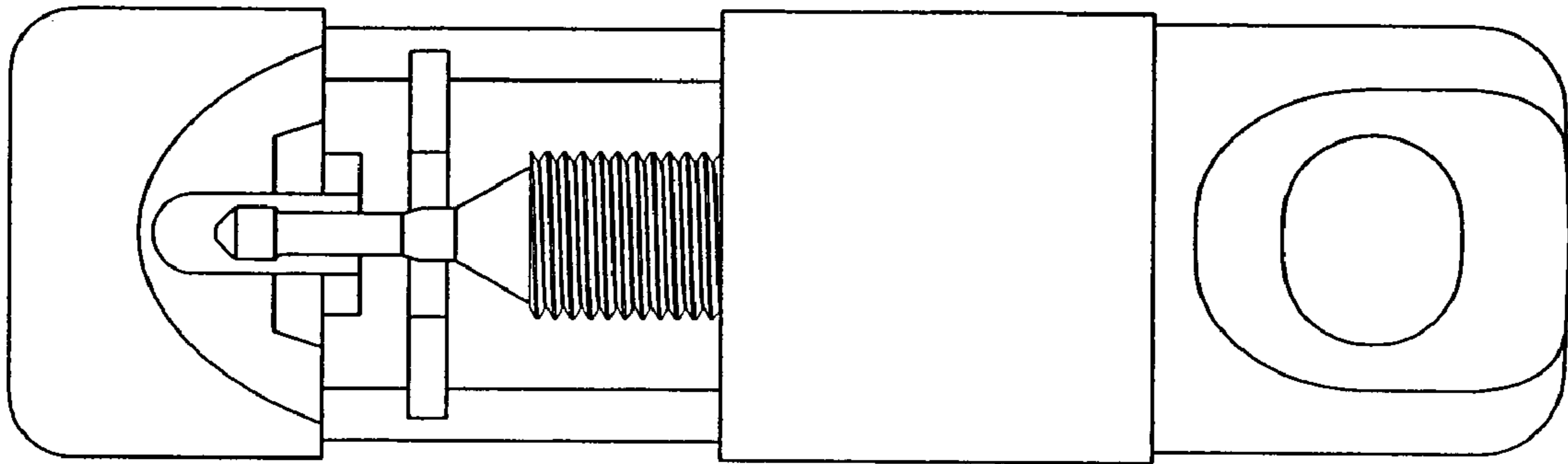


Fig. 5

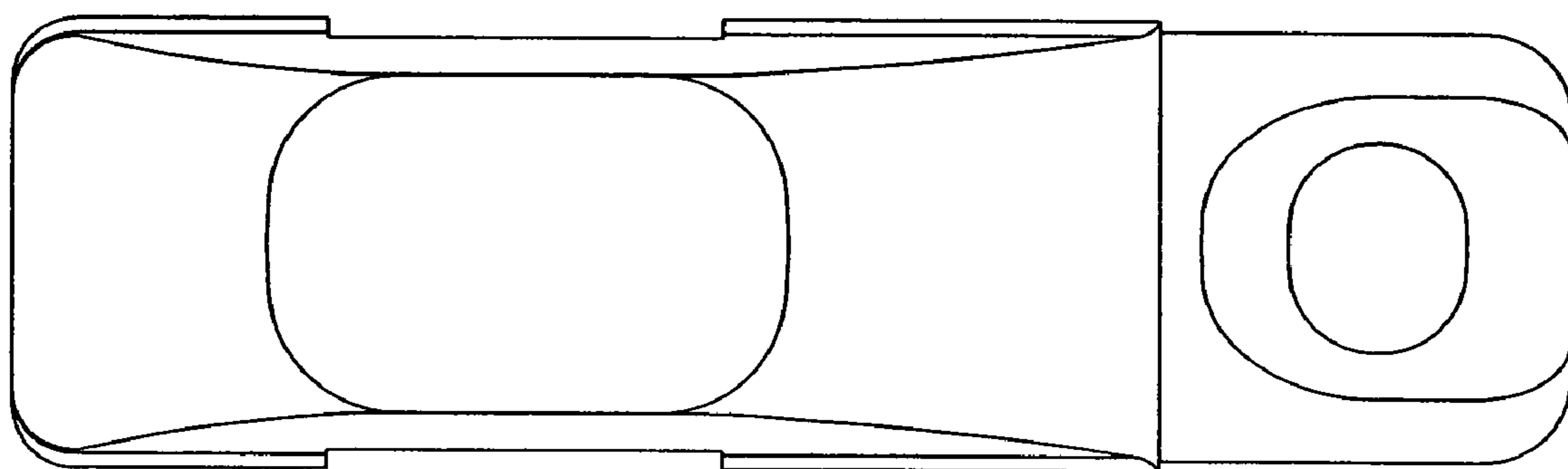


Fig. 6