

US00D543816S

(12) **United States Design Patent**
Metcalf

(10) **Patent No.:** **US D543,816 S**

(45) **Date of Patent:** **** Jun. 5, 2007**

(54) **ARC JOINT LONG NOSE PLIERS**

(75) Inventor: **Michael D. Metcalf**, Colorado Springs, CO (US)

(73) Assignee: **Emerson Electric Co.**, St. Louis, MO (US)

(**) Term: **14 Years**

(21) Appl. No.: **29/246,851**

(22) Filed: **May 16, 2006**

(51) **LOC (8) Cl.** **08-05**

(52) **U.S. Cl.** **D8/52**

(58) **Field of Classification Search** D8/4, D8/51, 52, 54; 81/300, 302, 304, 314, 329, 81/330, 355-358, 385, 386, 391, 393-403, 81/411, 412, 415-419, 424.5, 427.5; 140/121
See application file for complete search history.

(56) **References Cited**

U.S. PATENT DOCUMENTS

4,716,627	A *	1/1988	Scott, Jr.	452/6
D398,510	S *	9/1998	Eggert et al.	D8/107
5,809,853	A *	9/1998	Hudson	81/427.5
D406,031	S *	2/1999	Toshima	D8/52
6,880,434	B2 *	4/2005	Nouvel	81/411
7,146,888	B2 *	12/2006	Martinka	81/385

OTHER PUBLICATIONS

www.sears.com internet catalog page for "Craftsman Craftsman 3 pc. Pliers Set, Professional".

* cited by examiner

Primary Examiner—Alan P. Douglas

Assistant Examiner—Deanna Fluegeman

(74) *Attorney, Agent, or Firm*—Locke Liddell & Sapp LLP

(57) **CLAIM**

The ornamental design for an arc joint long nose pliers, as shown and described.

DESCRIPTION

FIG. 1 is a perspective view of an arc joint long nose pliers.

FIG. 2 is a side view of the pliers.

FIG. 3 is an opposite side view of the pliers from FIG. 2.

FIG. 4 is an edge view of the pliers from a top orientation relative to FIG. 3.

FIG. 5 is an opposite edge view of the pliers from a bottom orientation relative to FIG. 3.

FIG. 6 is a front view of the pliers relative to FIG. 3.

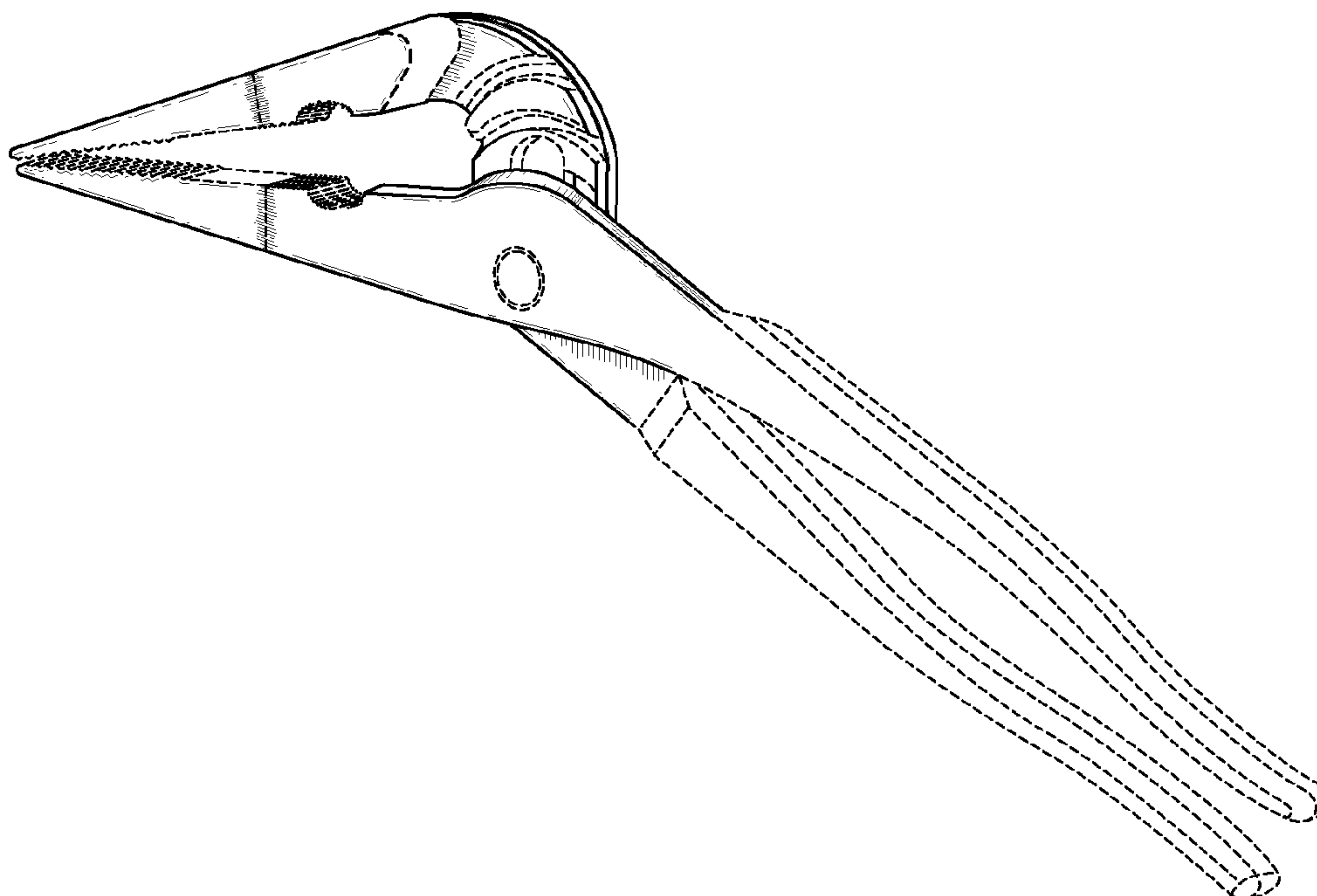
FIG. 7 is a back view of the pliers relative to FIG. 3; and,

FIG. 8 is a perspective view from an opposite side of the pliers from FIG. 1.

The broken lines of FIGS. 1-8 are for illustrative purposes only and form no part of the claimed design.

The subject design is characterized by an arc joint pliers having an extended and slender appearance, particularly in a jaw section.

1 Claim, 4 Drawing Sheets



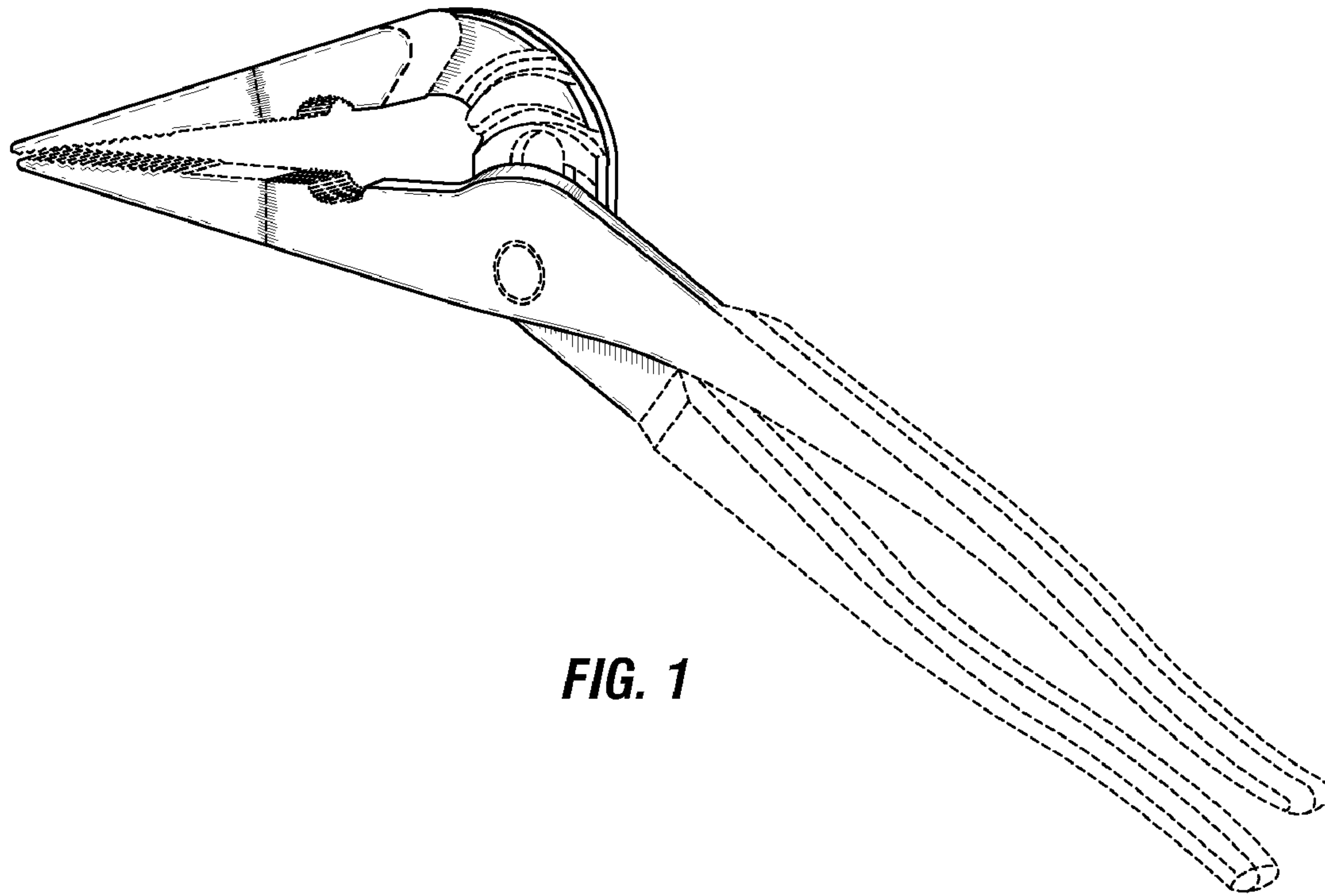


FIG. 1

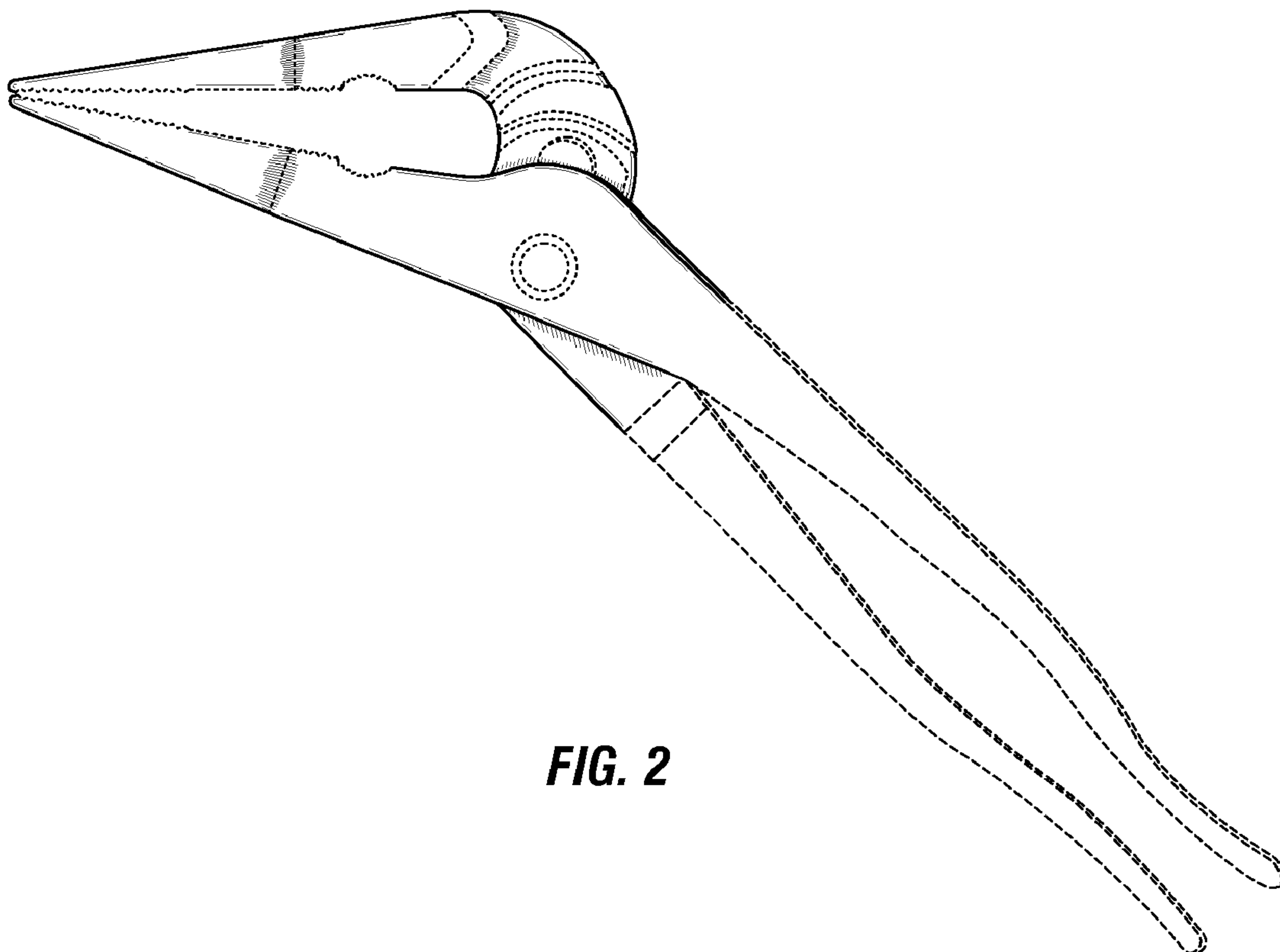


FIG. 2

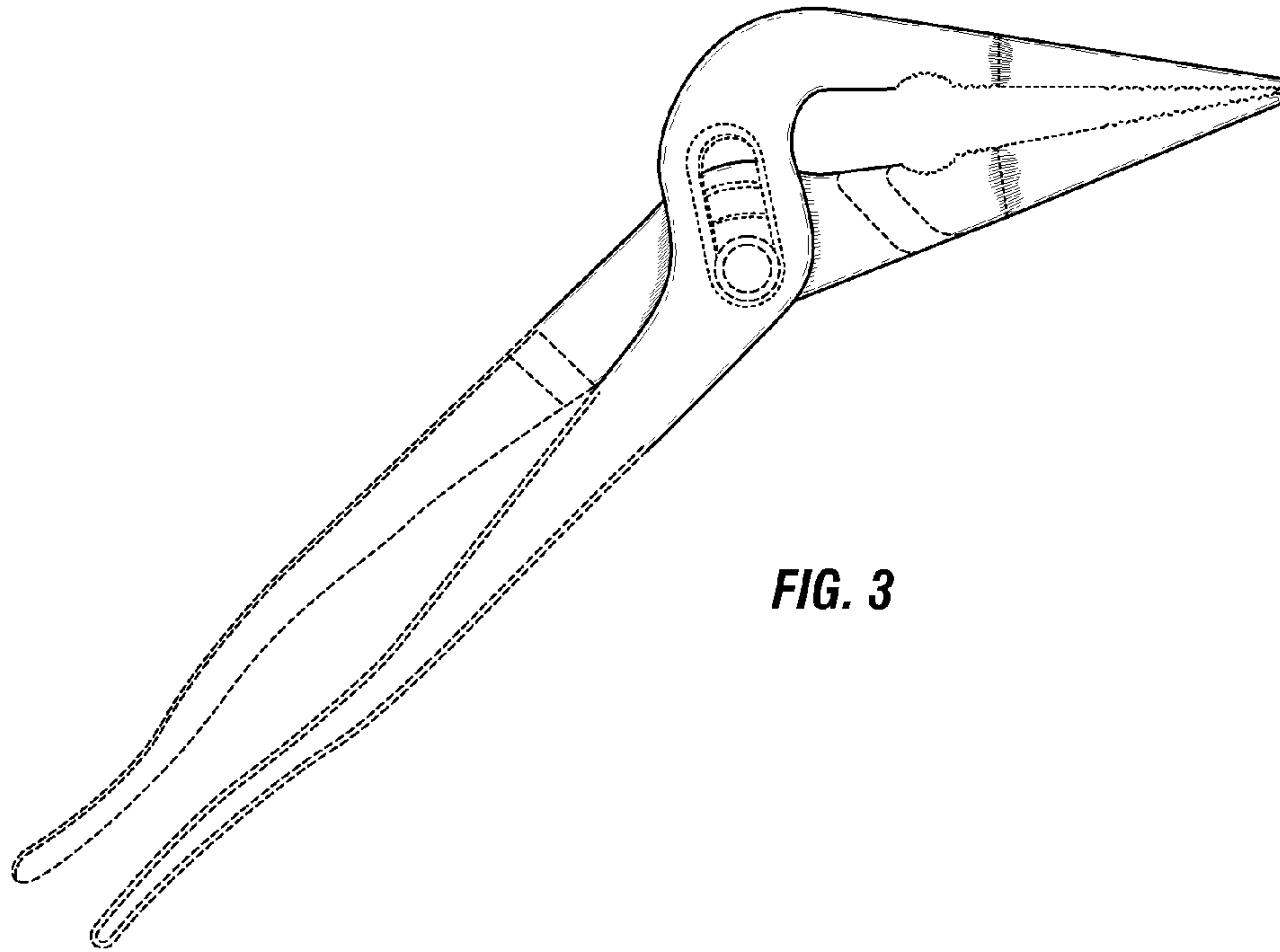


FIG. 3

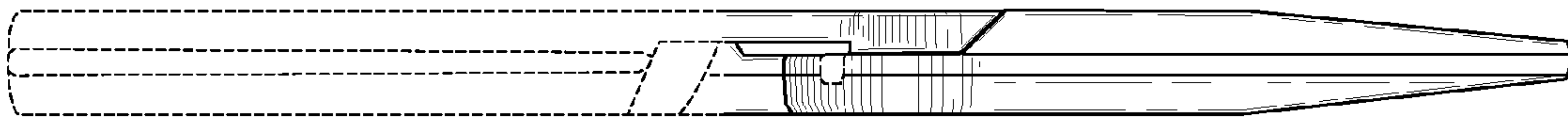


FIG. 4



FIG. 5

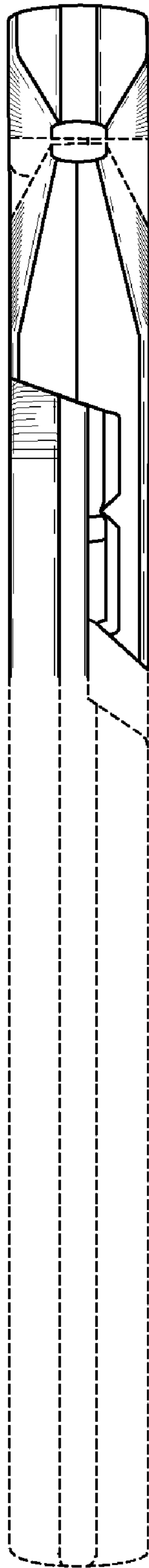


FIG. 6




FIG. 7

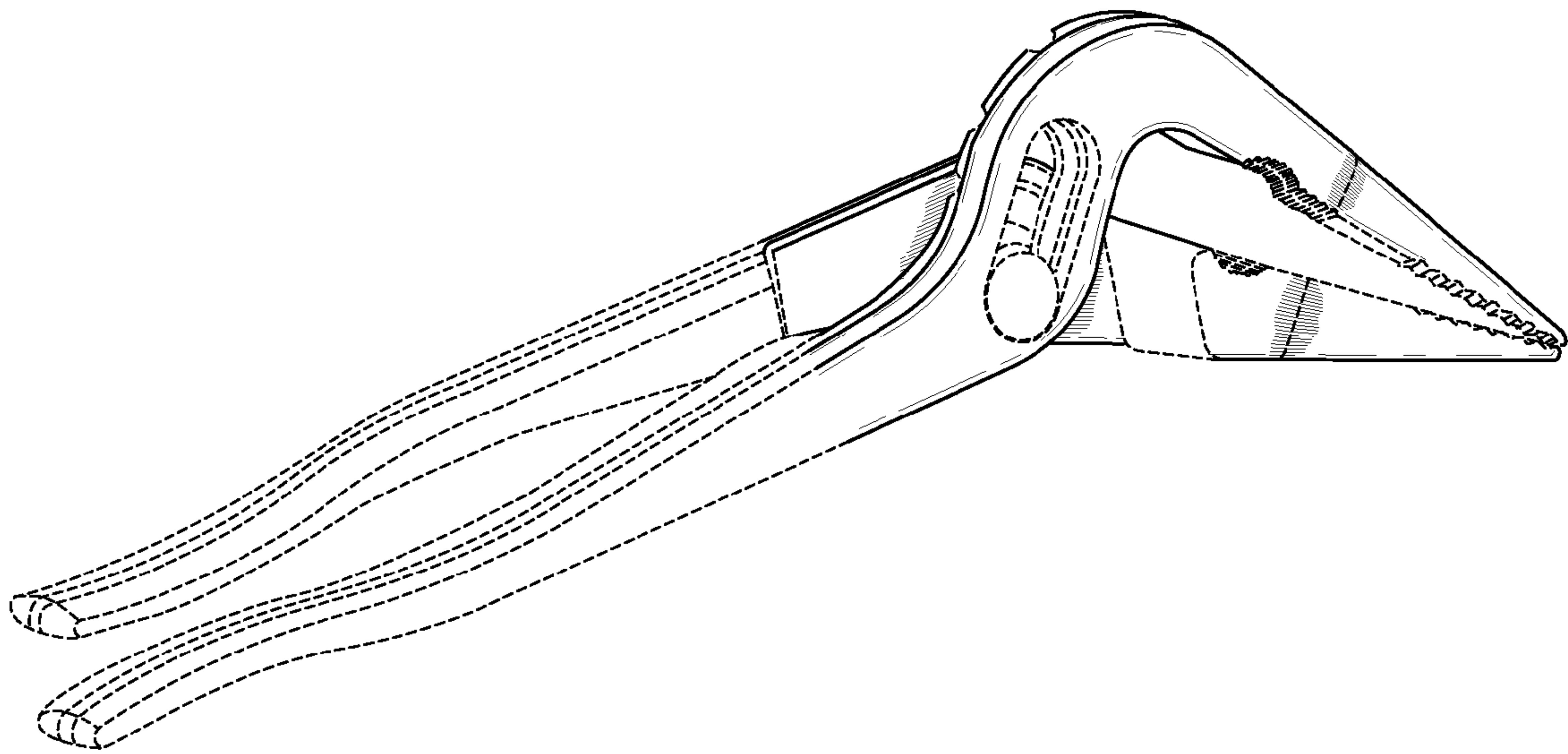


FIG. 8