



US00D543814S

(12) **United States Design Patent**
Metcalf

(10) **Patent No.:** **US D543,814 S**

(45) **Date of Patent:** **** Jun. 5, 2007**

(54) **SLIP JOINT LONG NOSE PLIERS**

(75) Inventor: **Michael D. Metcalf**, Colorado Springs,
CO (US)

(73) Assignee: **Emerson Electric Co.**, St. Louis, MO
(US)

(**) Term: **14 Years**

(21) Appl. No.: **29/246,849**

(22) Filed: **May 16, 2006**

(51) **LOC (8) Cl.** **08-05**

(52) **U.S. Cl.** **D8/52**

(58) **Field of Classification Search** D8/4,
D8/51, 52, 54; 81/300, 302, 304, 314, 329,
81/330, 355-358, 385, 386, 391, 393-403,
81/411, 412, 415-419, 424.5, 427.5; 140/121
See application file for complete search history.

(56) **References Cited**

U.S. PATENT DOCUMENTS

2,766,647	A *	10/1956	Patrick	81/414
D192,449	S *	3/1962	Shore	D8/58
4,192,314	A *	3/1980	Curutchet	81/427.5
4,716,627	A *	1/1988	Scott, Jr.	452/6
D350,265	S *	9/1994	Mellits et al.	D8/52
5,497,522	A *	3/1996	Chen	81/418

OTHER PUBLICATIONS

www.sears.com internet catalog page for "Craftsman Craftsman 3
pc. Pliers Set, Professional".

* cited by examiner

Primary Examiner—Alan P. Douglas

Assistant Examiner—Deanna Fluegeman

(74) *Attorney, Agent, or Firm*—Locke Liddell & Sapp LLP

(57) **CLAIM**

The ornamental design for a slip joint long nose pliers, as
shown and described.

DESCRIPTION

FIG. 1 is a perspective view of a slip joint long nose pliers.

FIG. 2 is a perspective view from the opposite side of the
pliers, shown in an alternate position of use.

FIG. 3 is a side view of the pliers.

FIG. 4 is an opposite side view of the pliers from FIG. 3.

FIG. 5 is a top view of the pliers.

FIG. 6 is a bottom view of the pliers.

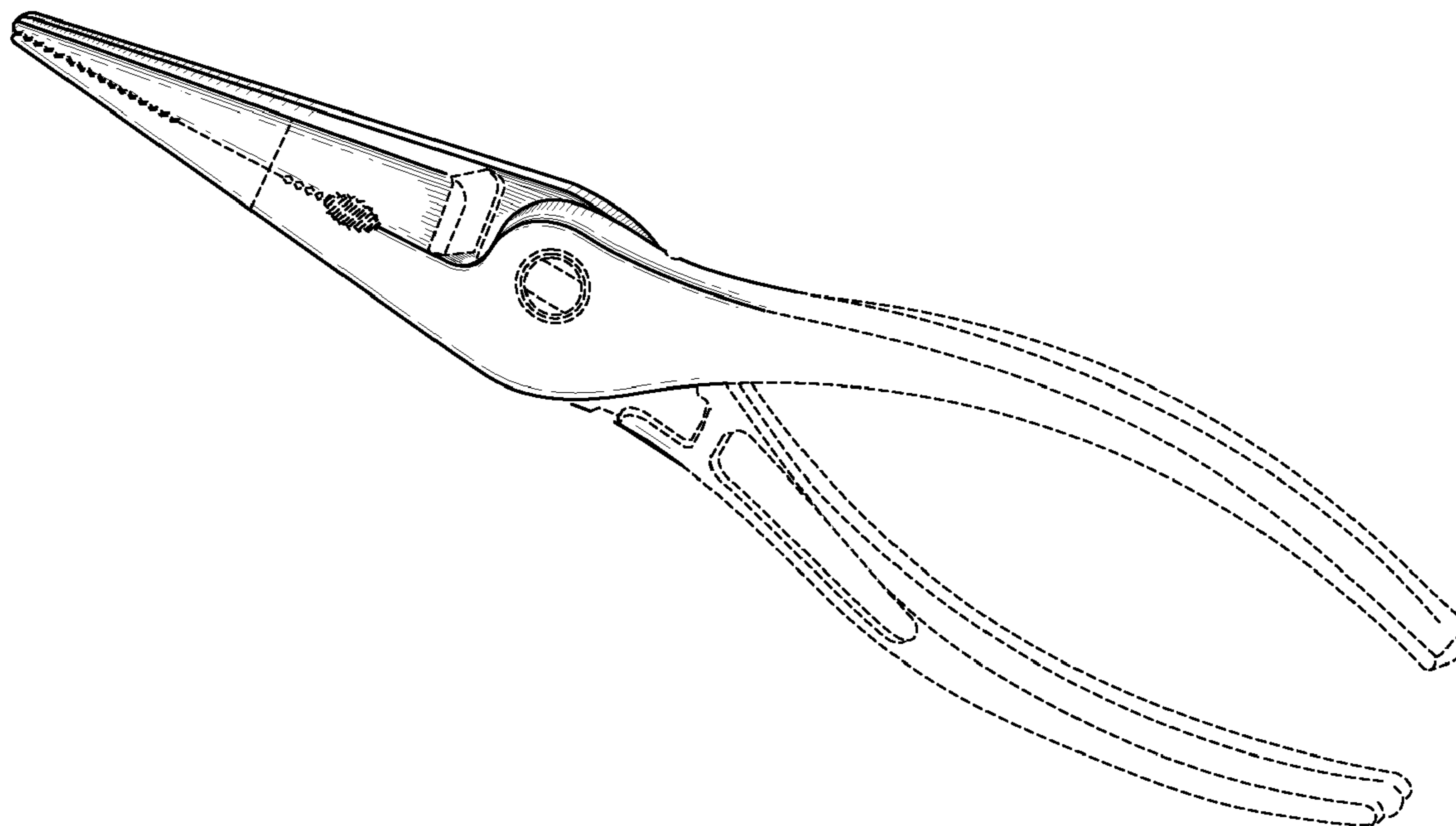
FIG. 7 is an edge view of the pliers; and,

FIG. 8 is an opposite edge view of the pliers of FIG. 7.

The broken lines of FIGS. 1-8 are for illustrative purposes
only and form no part of the claimed design.

The subject design is characterized by slip joint pliers
having an extended and slender appearance.

1 Claim, 3 Drawing Sheets



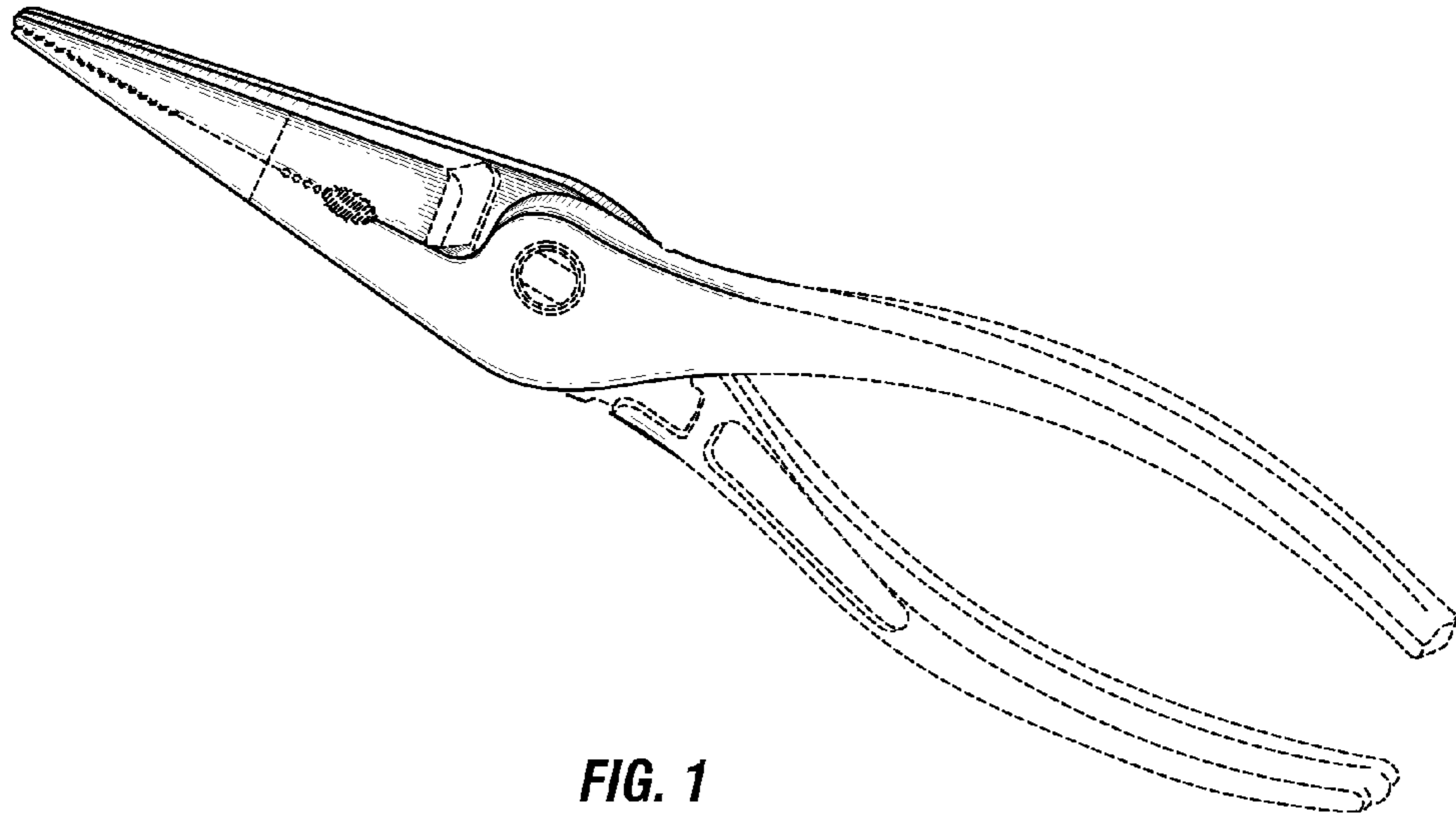


FIG. 1

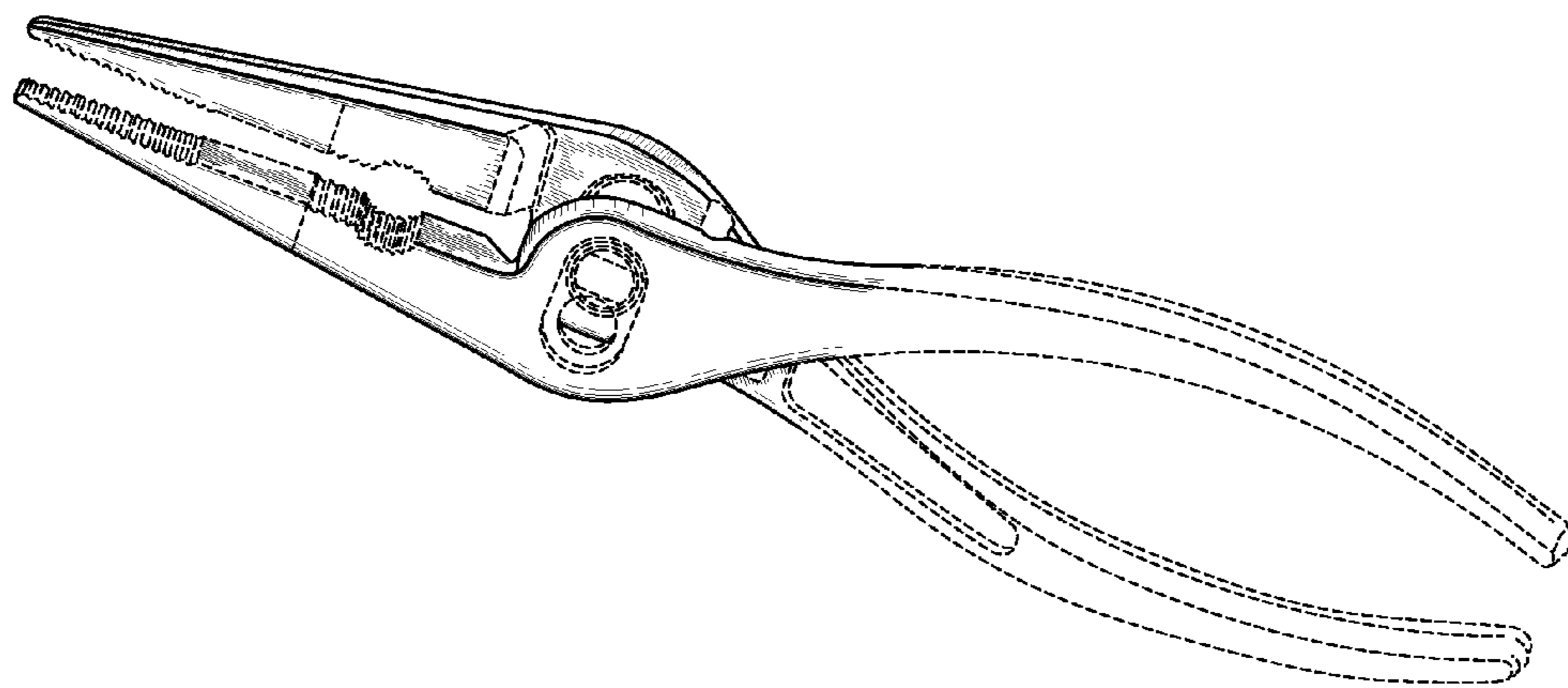


FIG. 2

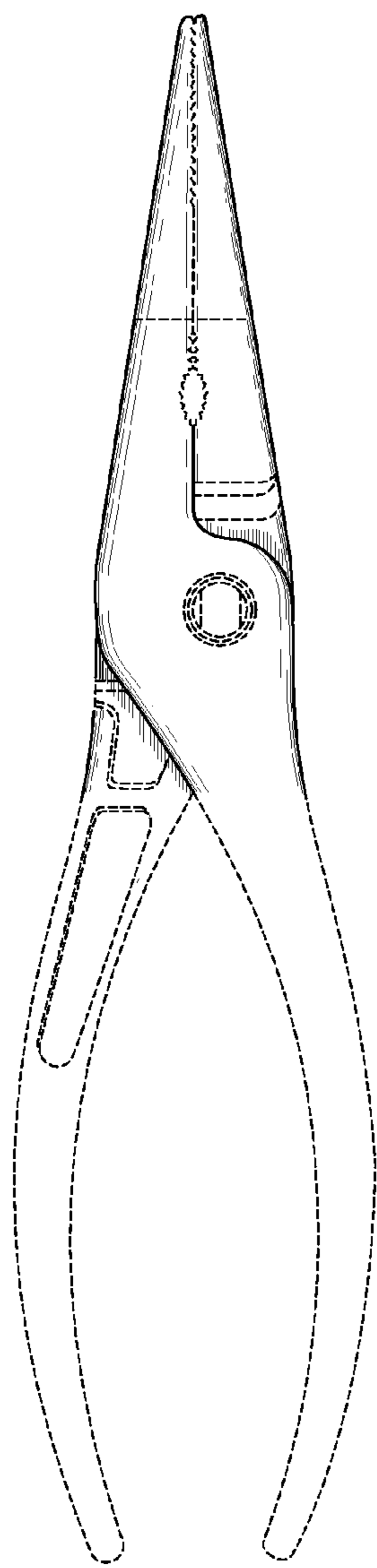


FIG. 3

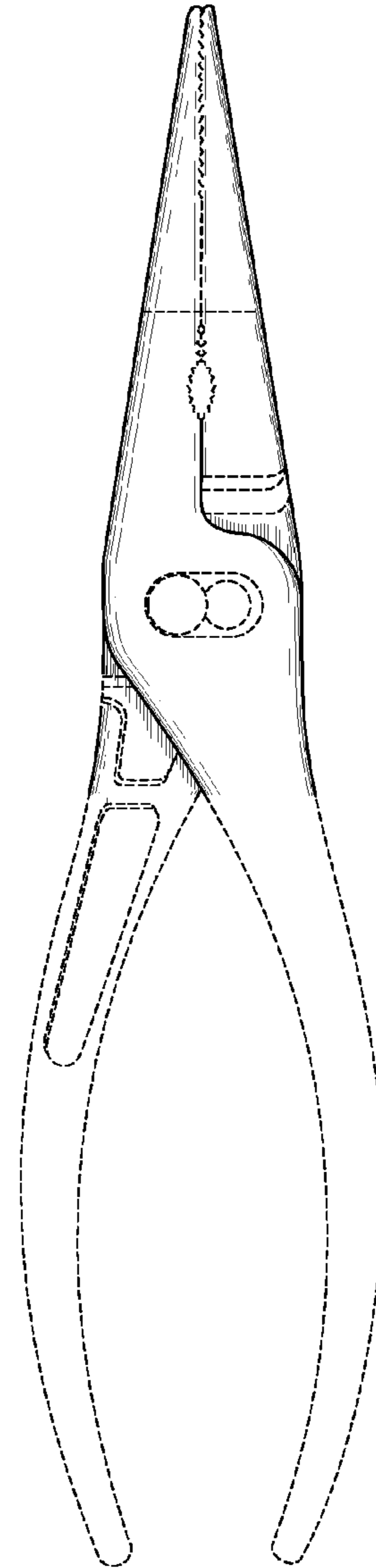


FIG. 4

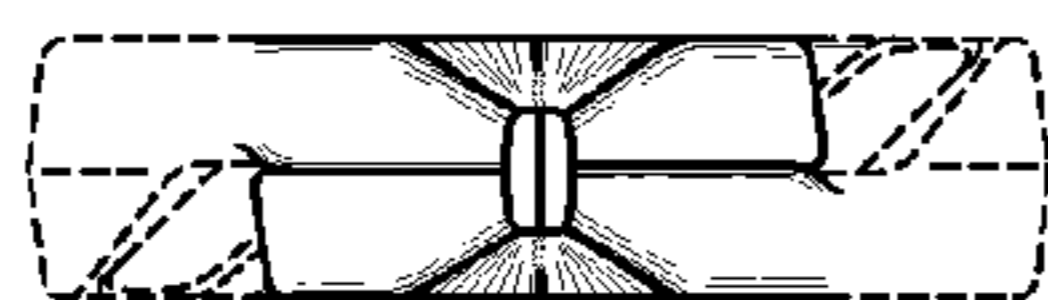


FIG. 5

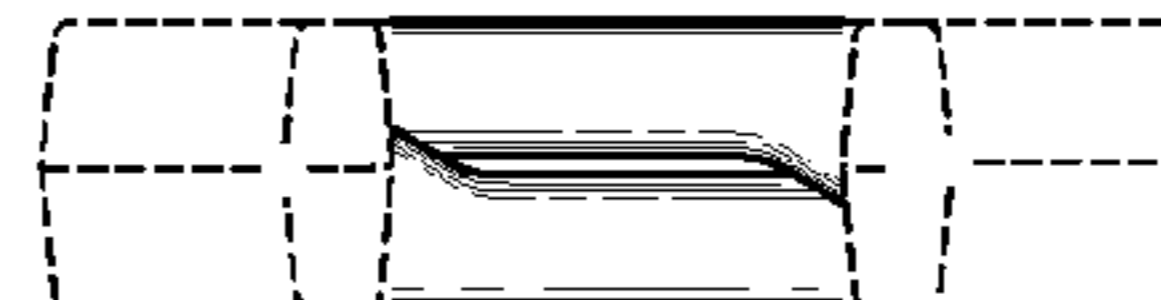


FIG. 6



FIG. 7



FIG. 8