

US00D543813S

(12) **United States Design Patent**
Tutorow

(10) **Patent No.:** **US D543,813 S**

(45) **Date of Patent:** **** Jun. 5, 2007**

(54) **PAINT TOP GRIPPER TOOL**

(76) **Inventor:** **Bruce Wayne Tutorow**, 325 N. Walnut St., Etna Green, IN (US) 46524

(**) **Term:** **14 Years**

(21) **Appl. No.:** **29/243,439**

(22) **Filed:** **Nov. 23, 2005**

(51) **LOC (8) Cl.** **08-05**

(52) **U.S. Cl.** **D8/52**

(58) **Field of Classification Search** D8/51, D8/52, 55, 58; D30/134, 147, 158; 7/125, 7/127, 132, 133, 137; 30/191-193; 81/300, 81/350-355, 415-419; 168/45, 47, 48.1, 168/48.2; 254/18, 22, 26 R
See application file for complete search history.

(56) **References Cited**

U.S. PATENT DOCUMENTS

59,131	A *	10/1866	Longshore	254/26 R
562,746	A *	6/1896	Smith	7/137
1,090,020	A *	3/1914	Broadbooks	168/45
1,910,750	A *	5/1933	Clark	81/417
4,084,457	A *	4/1978	Berg	254/22
4,953,248	A *	9/1990	Trombetta	7/127
D326,596	S *	6/1992	Trombetta	D8/55

D368,417	S *	4/1996	Hebert	D8/52
D371,287	S *	7/1996	Gilbert, Jr.	D8/52
6,014,917	A *	1/2000	Bally et al.	81/355
D470,384	S *	2/2003	Makedonski	D8/55
6,934,991	B2 *	8/2005	Kinkade	7/137

* cited by examiner

Primary Examiner—Alan P. Douglas
Assistant Examiner—Deanna Fluegeman
(74) *Attorney, Agent, or Firm*—Botkin & Hall, LLP

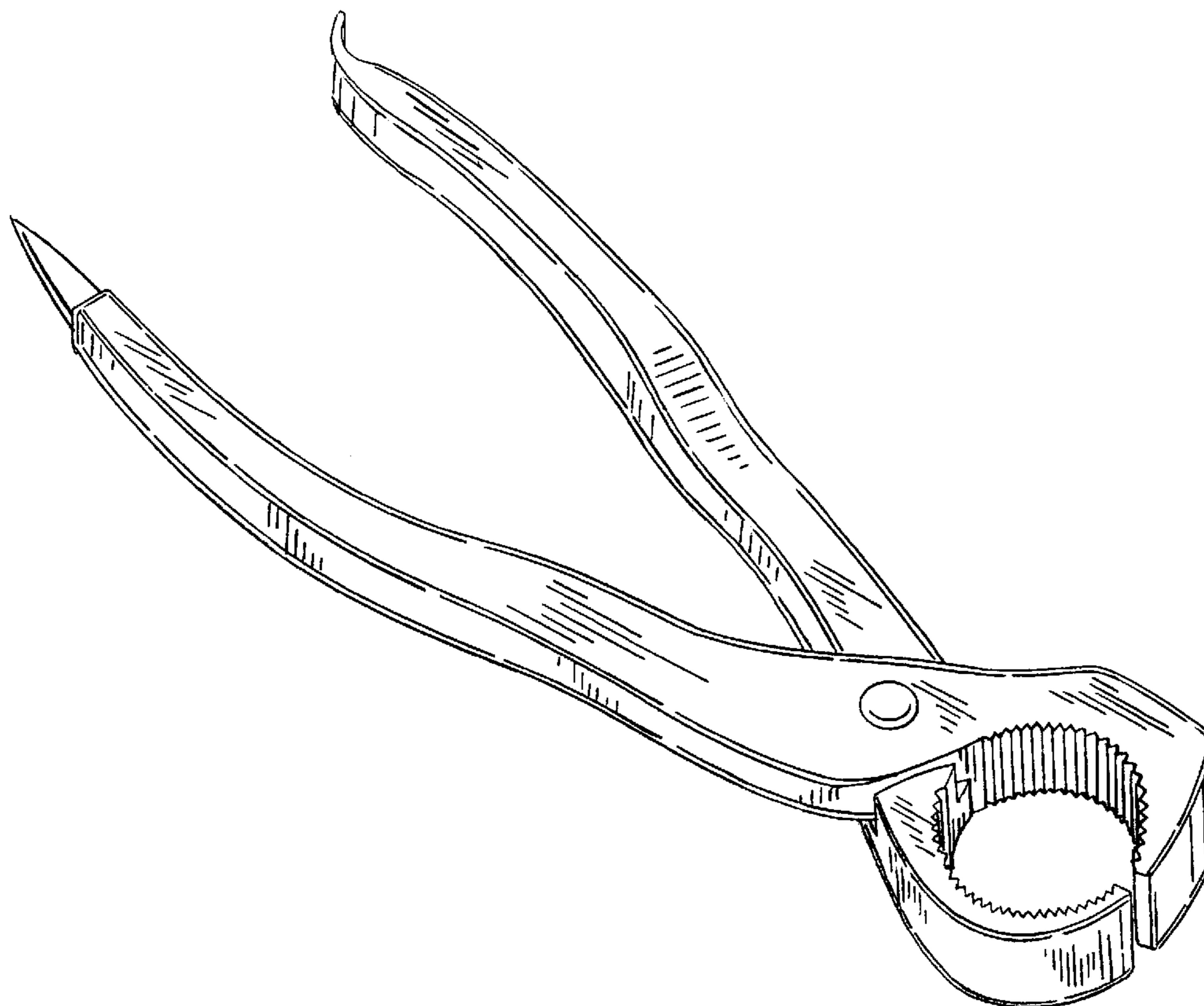
(57) **CLAIM**

The ornamental design for a paint top gripper tool, as shown.

DESCRIPTION

FIG. 1 is an isometric view of a paint top gripper tool according to the present invention;
FIG. 2 is a front elevational view thereof;
FIG. 3 is a rear elevational view thereof;
FIG. 4 is a left side elevational view thereof;
FIG. 5 is a right side elevational view thereof; and
FIG. 6 is a right end view thereof; and
FIG. 7 is a left end view thereof.

1 Claim, 4 Drawing Sheets



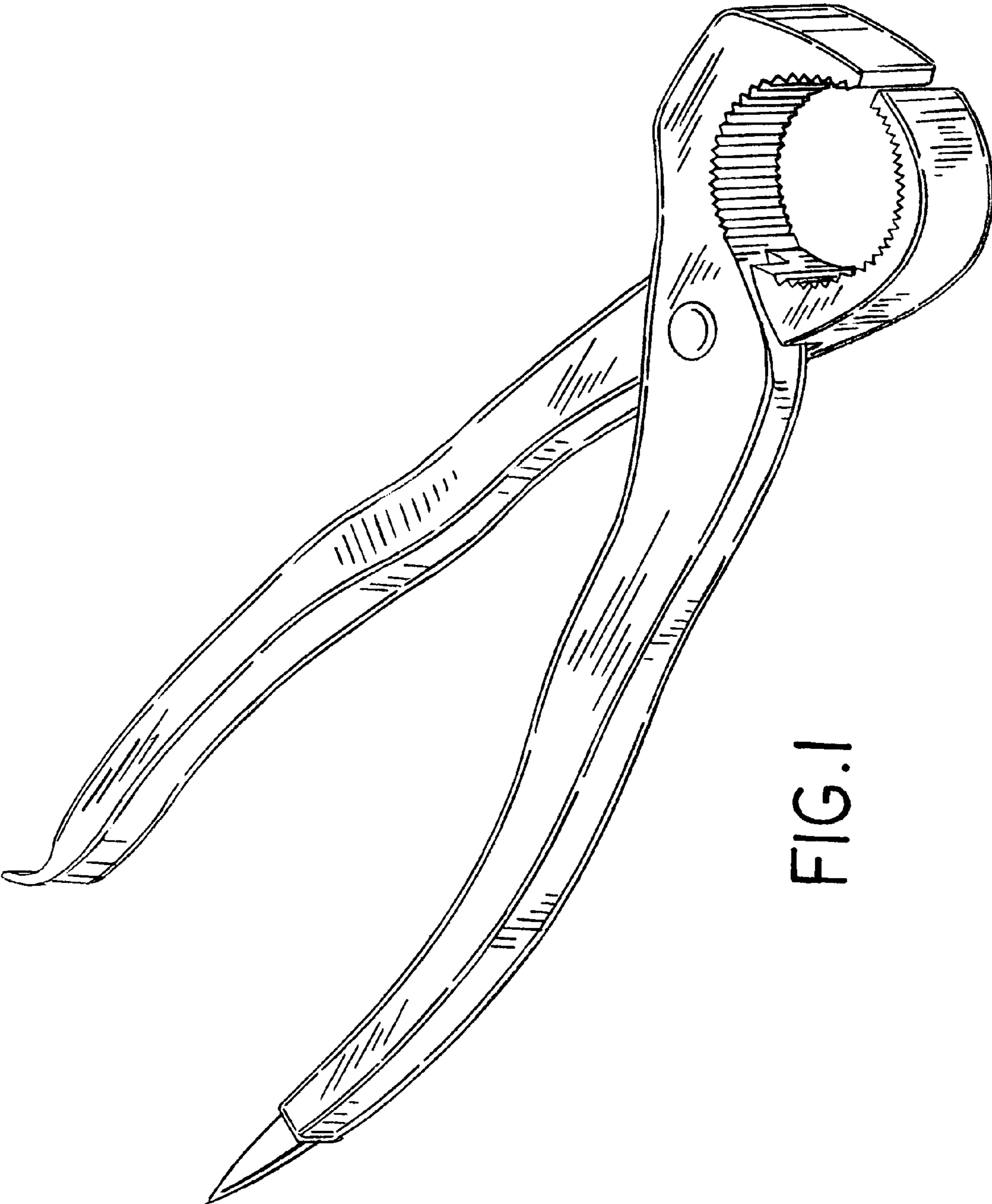


FIG. 1

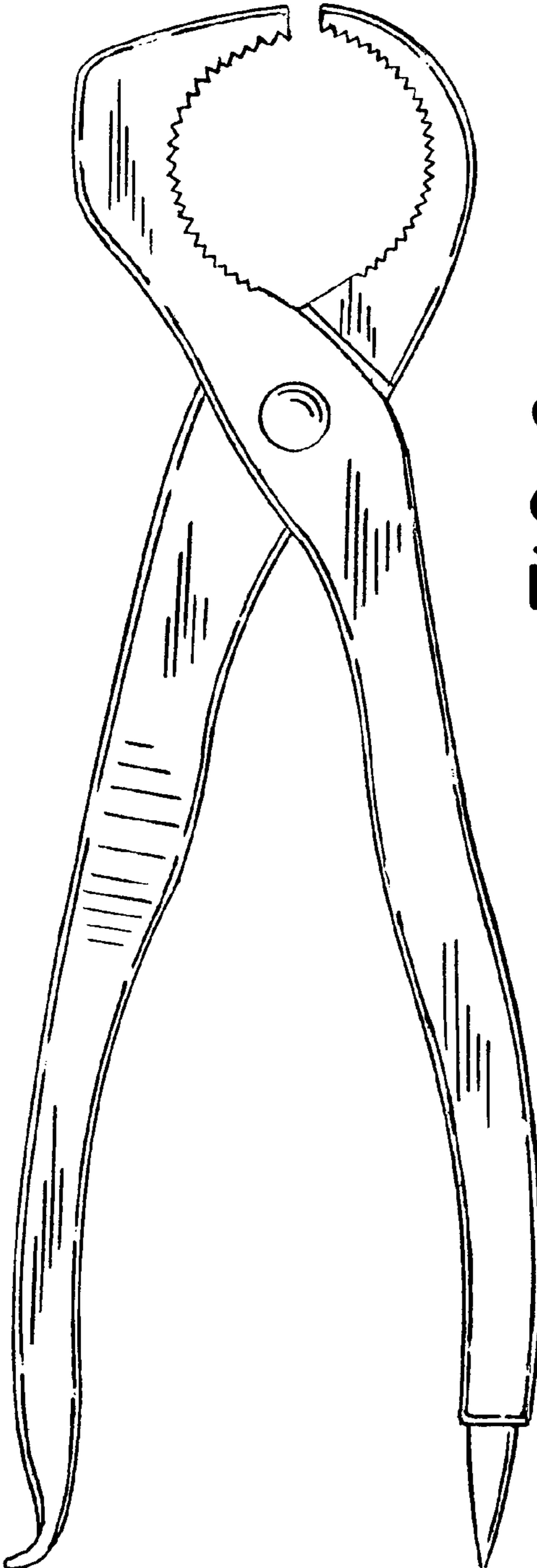


FIG. 2

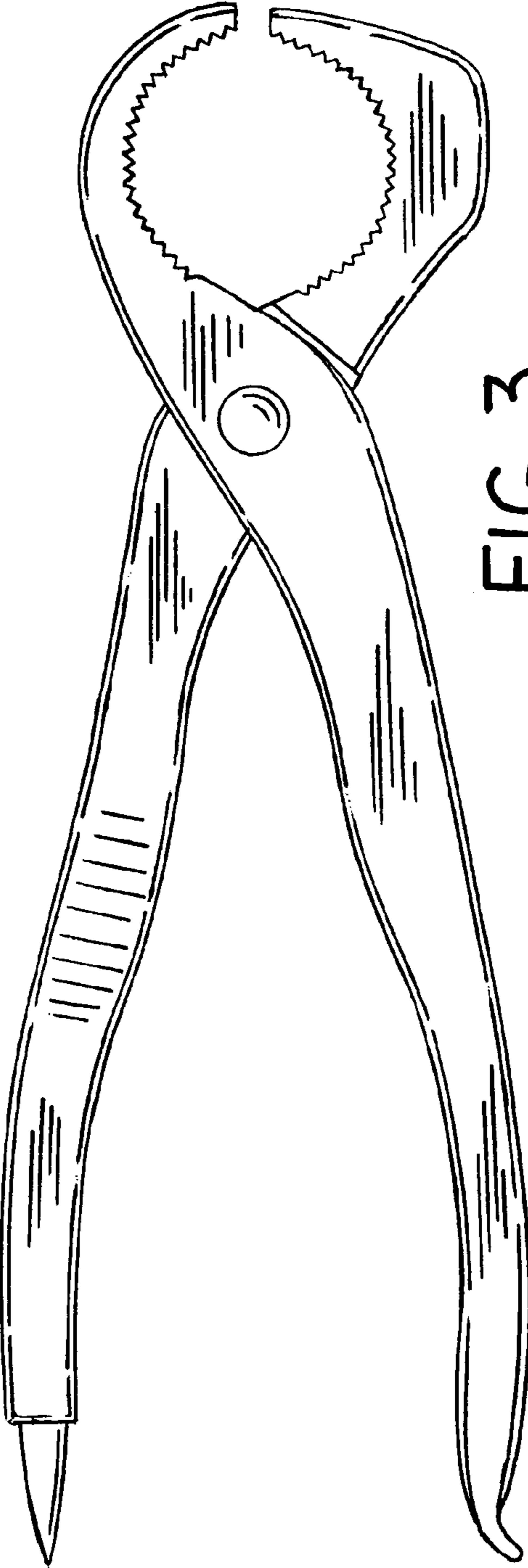


FIG. 3

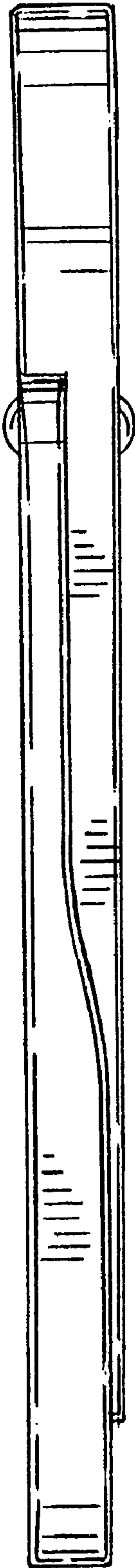


FIG. 4

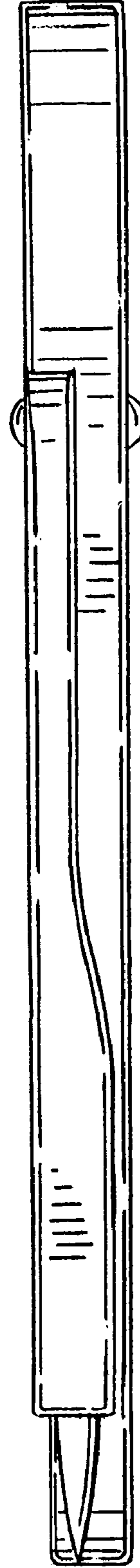


FIG. 5

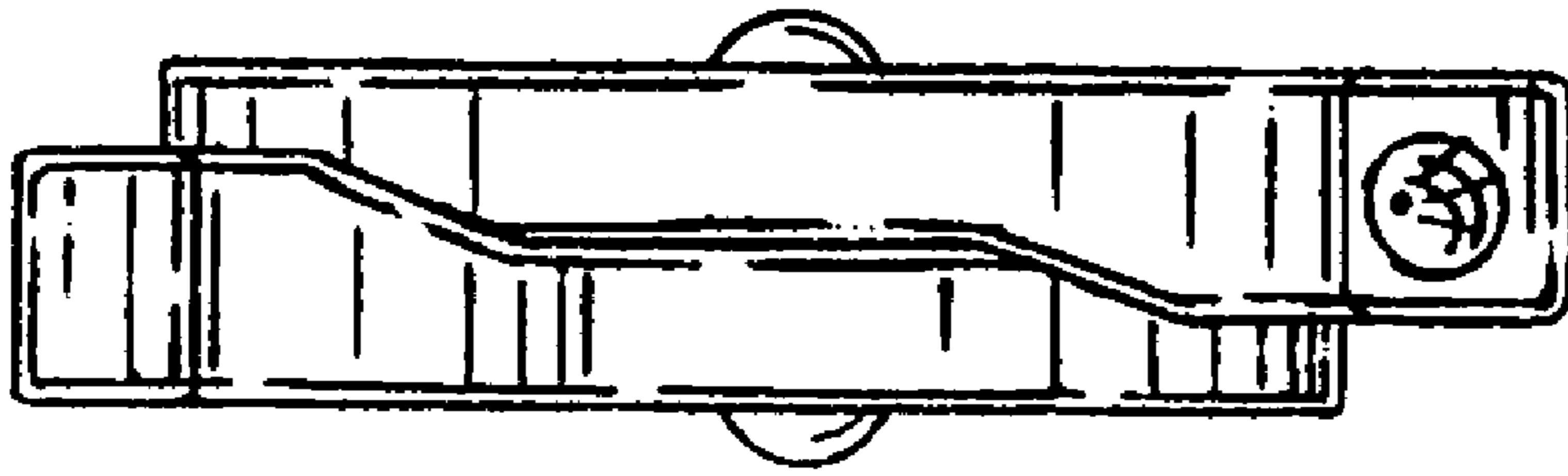


FIG. 6

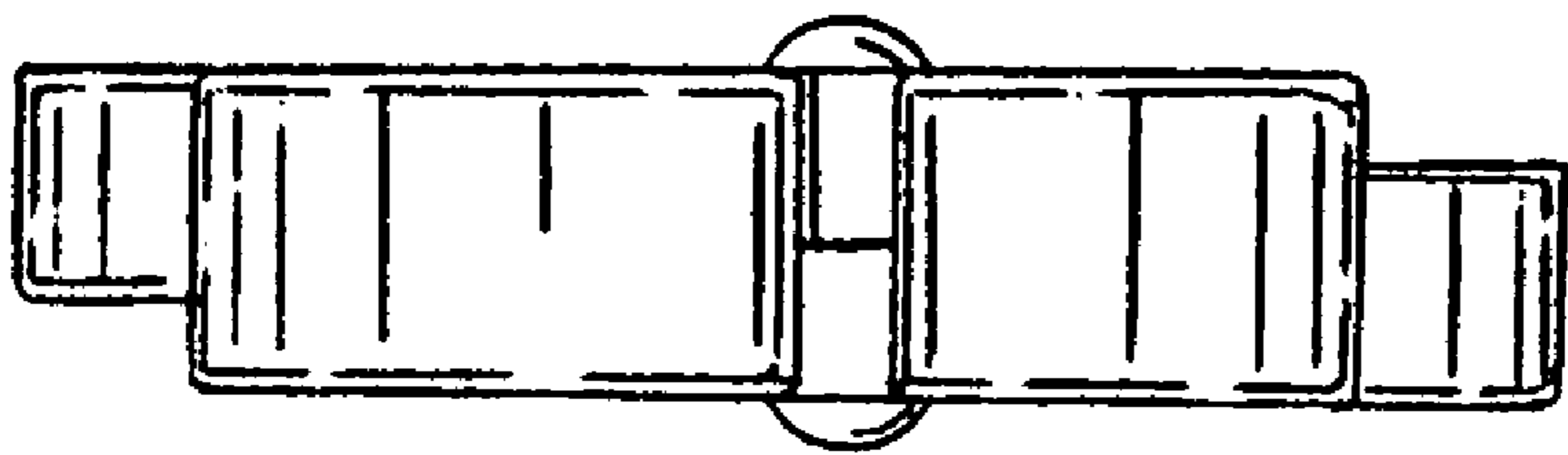


FIG. 7