

(12) **United States Design Patent** (10) **Patent No.:** **US D543,805 S**
Houghton (45) **Date of Patent:** **** Jun. 5, 2007**

(54) **HEDGE TRIMMER** D505,602 S * 5/2005 Houghton D8/8

(75) Inventor: **Stephen Houghton**, Newcastle Upon Tyne (GB) * cited by examiner

(73) Assignee: **Black & Decker Inc.**, Newark, DE (US) *Primary Examiner*—Holly H. Baynham
Assistant Examiner—Sheryl Friedman

(**) Term: **14 Years** (74) *Attorney, Agent, or Firm*—John Yun; Bruce S. Shapiro; Wesley W. Muller

(21) Appl. No.: **29/241,294** (57) **CLAIM**
(22) Filed: **Oct. 26, 2005** The ornamental design for a hedge trimmer, as shown and described.

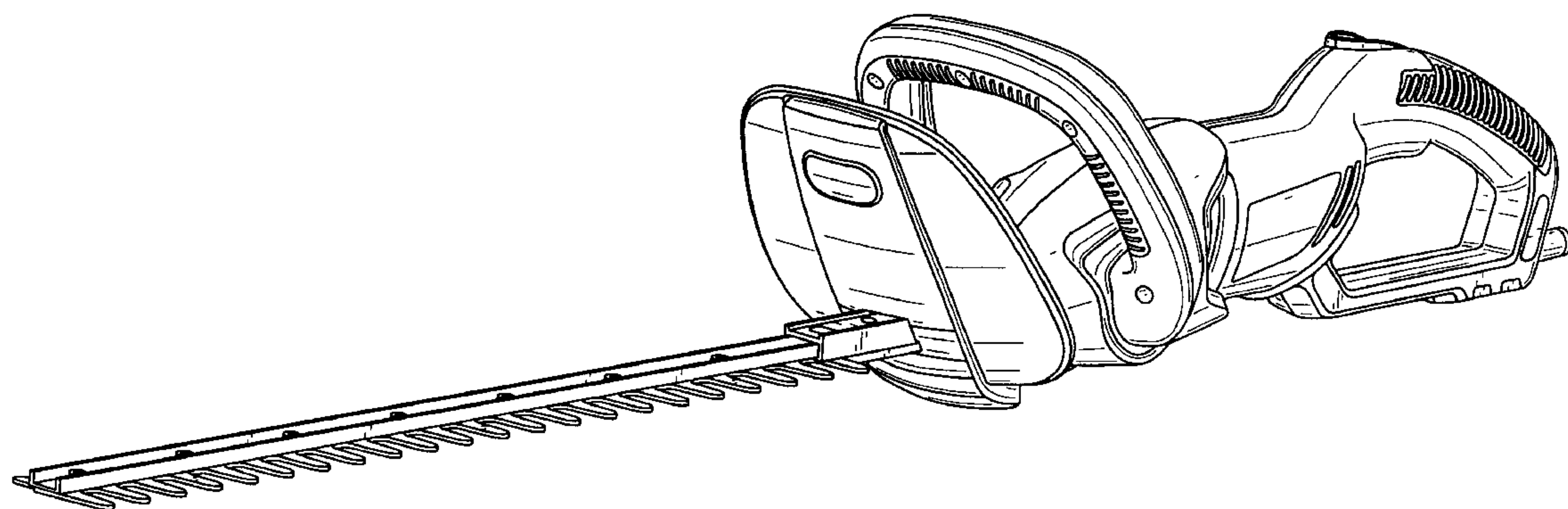
(30) **Foreign Application Priority Data** **DESCRIPTION**
May 11, 2005 (EM) 000337910
FIG. 1 is a perspective view of a hedge trimmer showing my new design.

(51) **LOC (8) Cl.** **08-01**
(52) **U.S. Cl.** **D8/8**
(58) **Field of Classification Search** D8/8;
53/12.7; 56/12.7; 30/208, 209, 210, 216,
30/276, 382, 383
See application file for complete search history.

(56) **References Cited**
U.S. PATENT DOCUMENTS
D376,740 S * 12/1996 Gildersleeve D8/8
D460,667 S * 7/2002 Waldron D8/8
D462,882 S * 9/2002 Evans D8/8
D463,229 S * 9/2002 Gabriel D8/8
D468,600 S * 1/2003 Evans D8/8
D473,116 S * 4/2003 Jong D8/8

FIG. 2 is a front view of a hedge trimmer according to FIG. 1.
FIG. 3 is a rear view of a hedge trimmer according to FIG. 1.
FIG. 4 is a left side view of a hedge trimmer according to FIG. 1.
FIG. 5 is a right side view of a hedge trimmer according to FIG. 1.
FIG. 6 is a top view of a hedge trimmer according to FIG. 1; and,
FIG. 7 is a bottom view of a hedge trimmer according to FIG. 1.

1 Claim, 4 Drawing Sheets



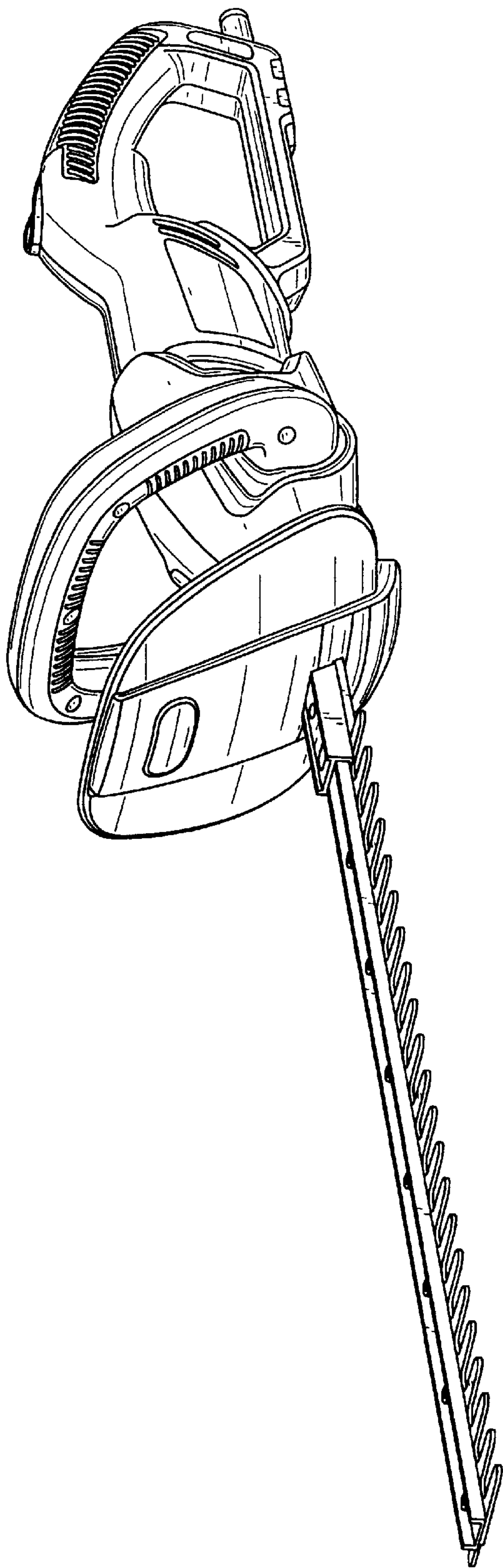


FIG. 1

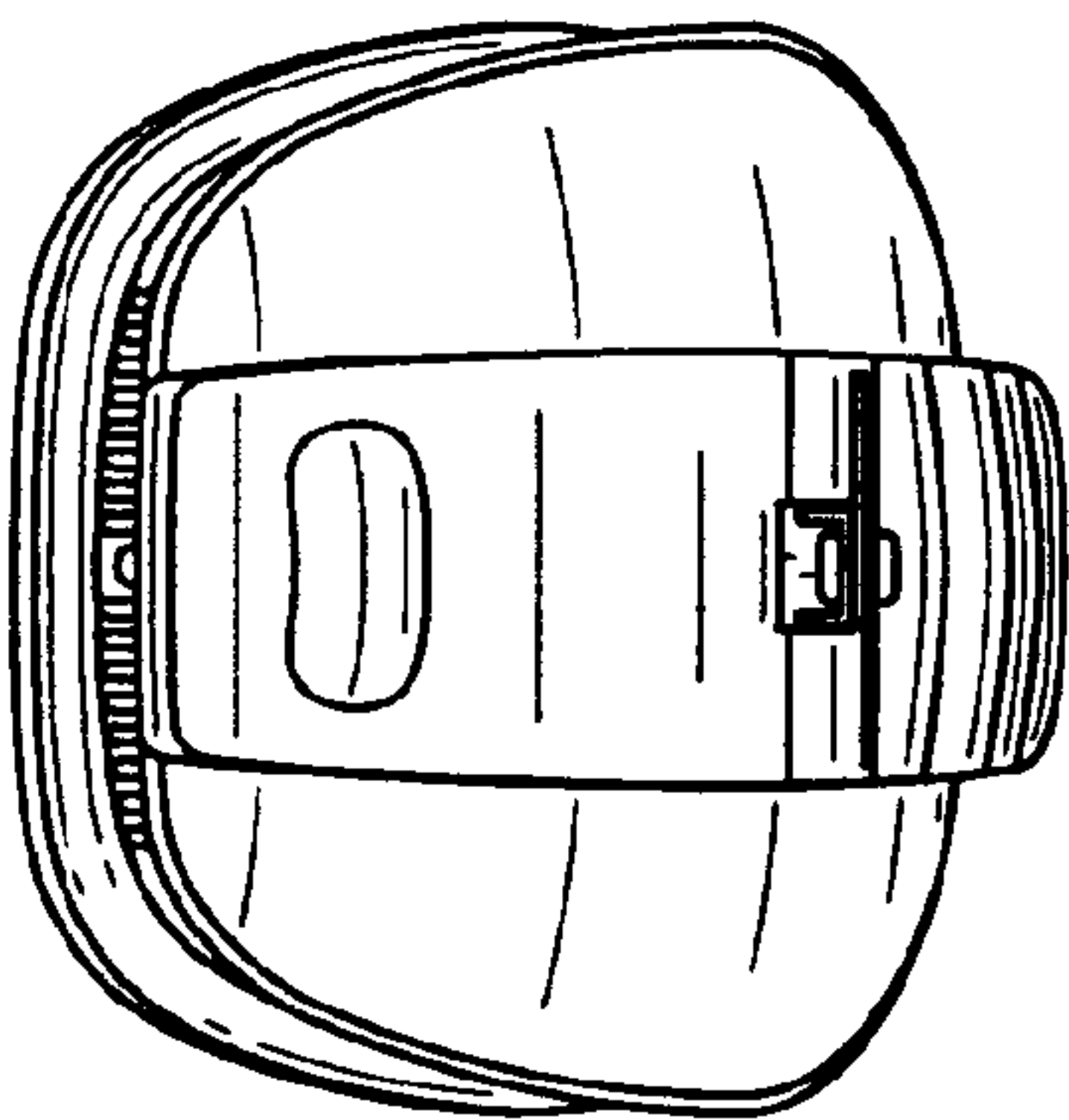


FIG. 2

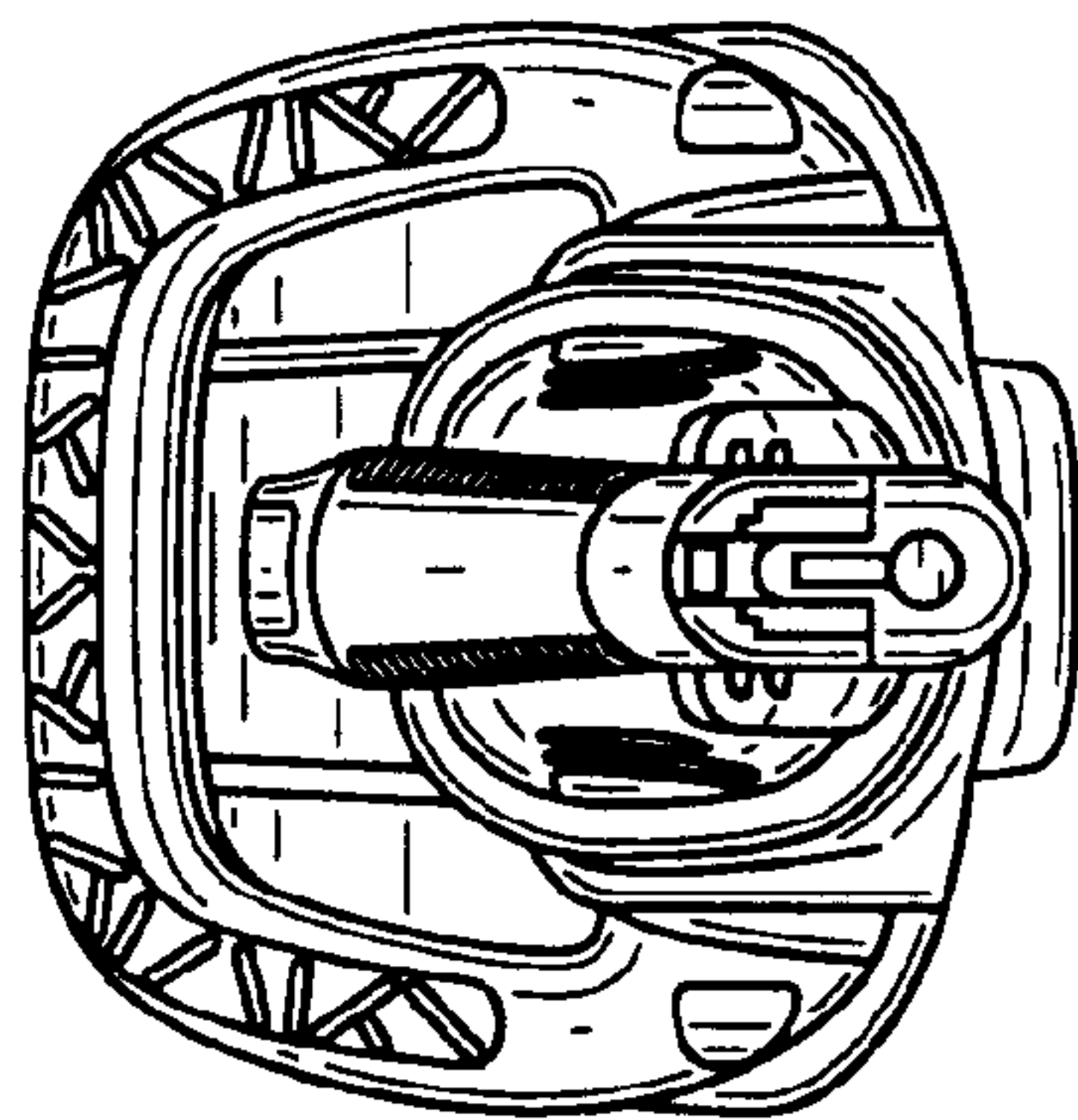


FIG. 3

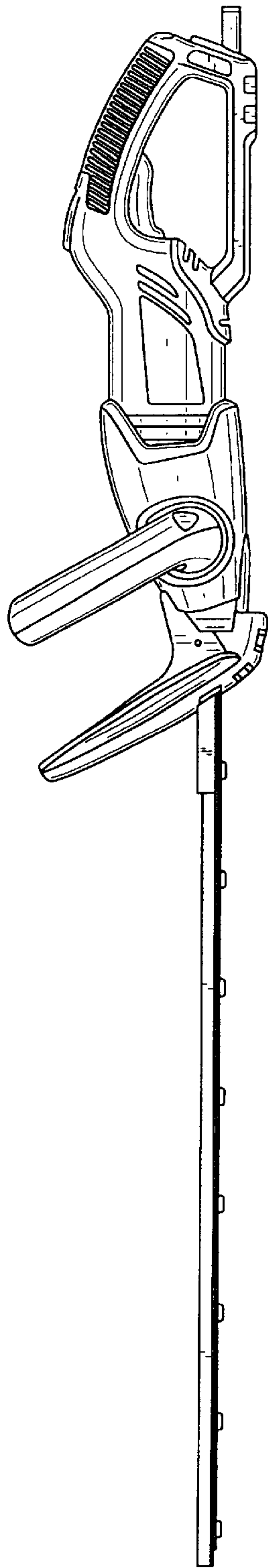


FIG. 4

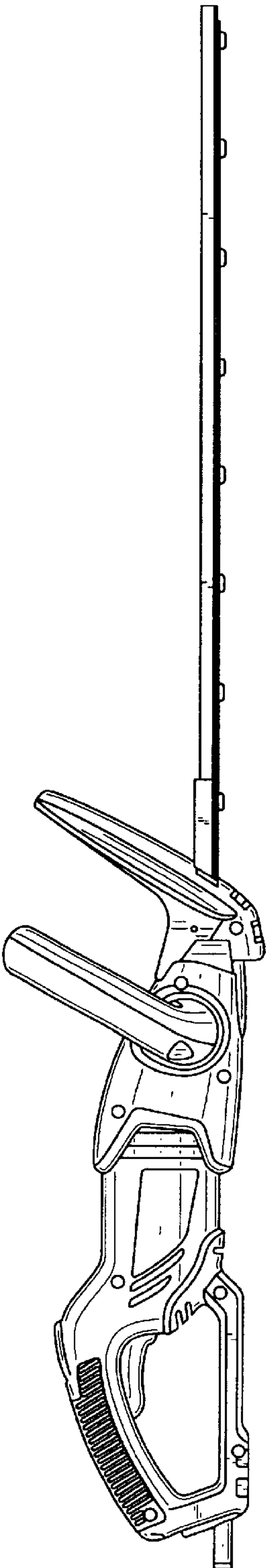


FIG. 5

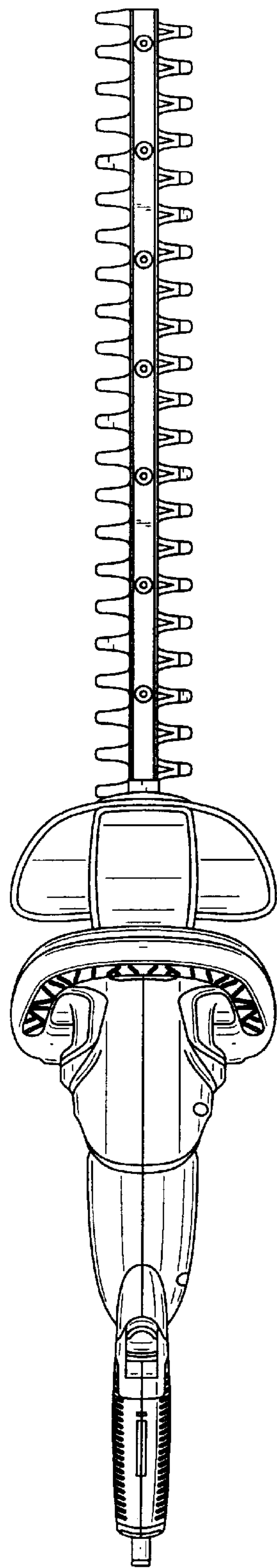


FIG. 6

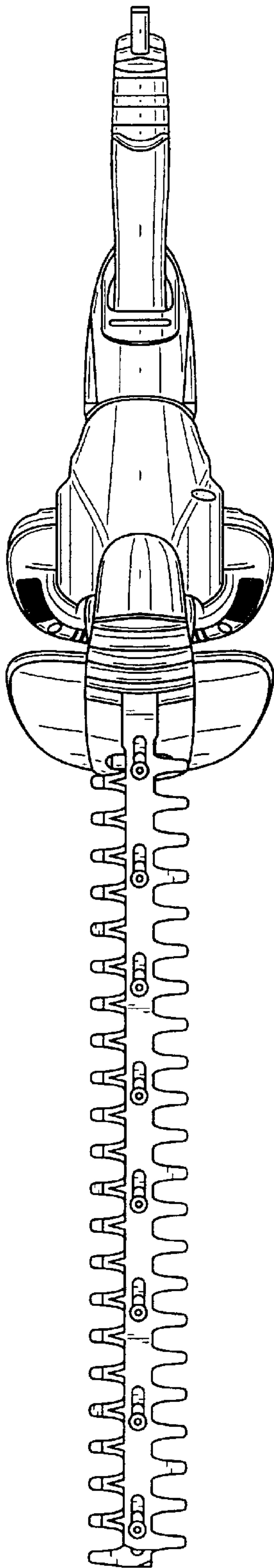


FIG. 7