

US00D543800S

(12) **United States Design Patent**
Kwan

(10) **Patent No.:** **US D543,800 S**

(45) **Date of Patent:** **** Jun. 5, 2007**

(54) **SCOOP**

(75) Inventor: **Steven Kwan**, Brilliant Tower (HK)

(73) Assignee: **Merry Chance Industries, Ltd.**, Kwai Chung (HK)

(**) Term: **14 Years**

(21) Appl. No.: **29/249,162**

(22) Filed: **Sep. 25, 2006**

(51) **LOC (8) Cl.** **07-02**

(52) **U.S. Cl.** **D7/691; D7/681; D10/46.2**

(58) **Field of Classification Search** **D7/680-696, D7/393, 395; D10/46.2, 46.3; 30/324-328; 294/1.1, 55; 425/276-286, 187**
See application file for complete search history.

(56) **References Cited**

U.S. PATENT DOCUMENTS

1,698,716 A	1/1929	Cox	
2,191,524 A	2/1940	Walter	
D232,013 S *	7/1974	Cyren D7/691
4,191,517 A	3/1980	Byrd et al.	
D255,973 S *	7/1980	Morin D7/653
D261,972 S	11/1981	Torongo et al.	

D274,777 S *	7/1984	Wolff D7/691
D404,662 S *	1/1999	Prindle D10/46.2
D440,130 S *	4/2001	Armstrong et al. D7/691
6,851,574 B1	2/2005	Traynor	
D513,946 S	1/2006	Lion et al.	
2004/0089982 A1	5/2004	Witthoft	
2004/0134079 A1	7/2004	Lion et al.	

* cited by examiner

Primary Examiner—Terry A. Wallace

(74) *Attorney, Agent, or Firm*—Barnes & Thornburg LLP; Timothy J. Engling

(57) **CLAIM**

The ornamental design for a scoop, as shown and described.

DESCRIPTION

FIG. 1 is a upper perspective view of the scoop;
FIG. 2 is a top view of the scoop;
FIG. 3 is a side view of the scoop;
FIG. 4 is a bottom view of the scoop;
FIG. 5 is an end view of the scoop; and,
FIG. 6 is an end view of the scoop.

1 Claim, 1 Drawing Sheet

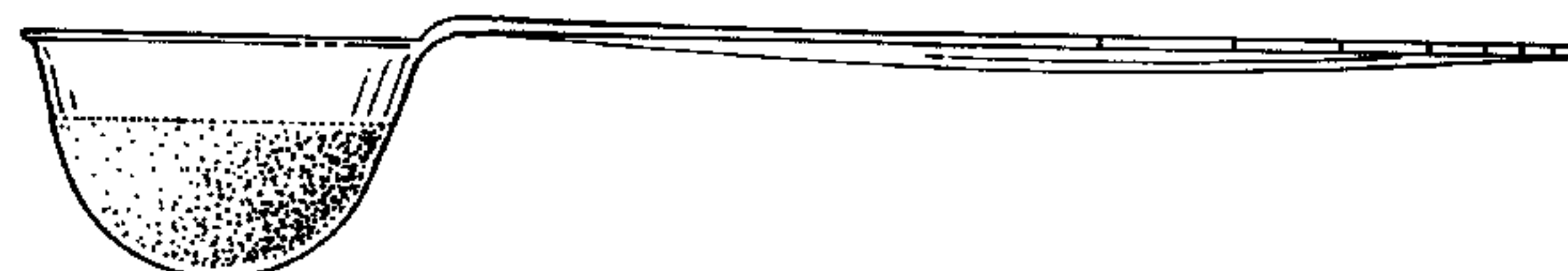
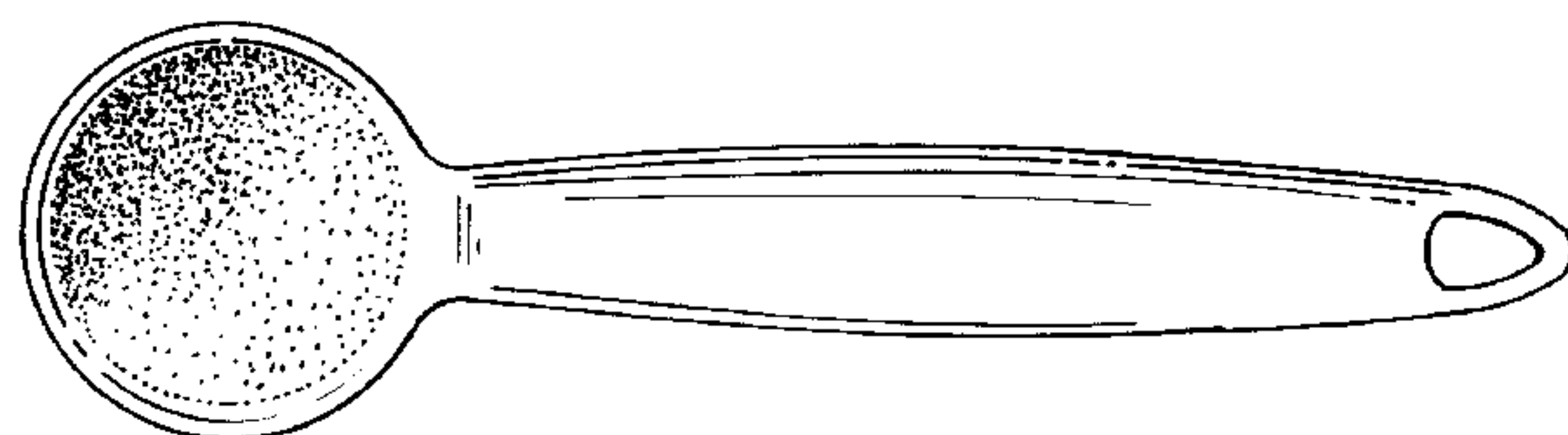


FIG. 1




FIG. 2

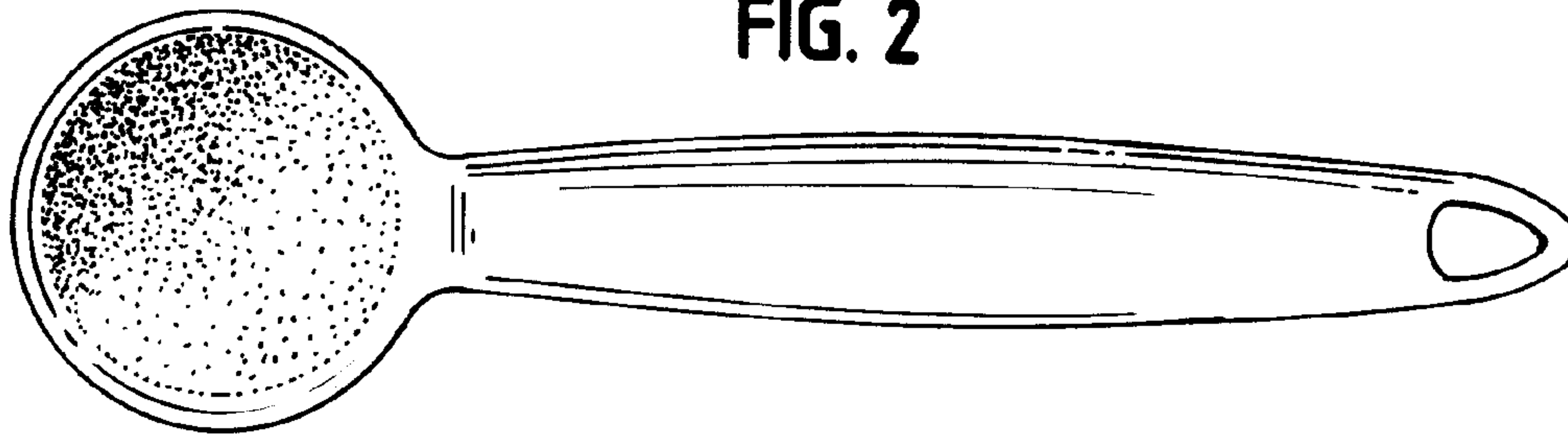


FIG. 3




FIG. 4

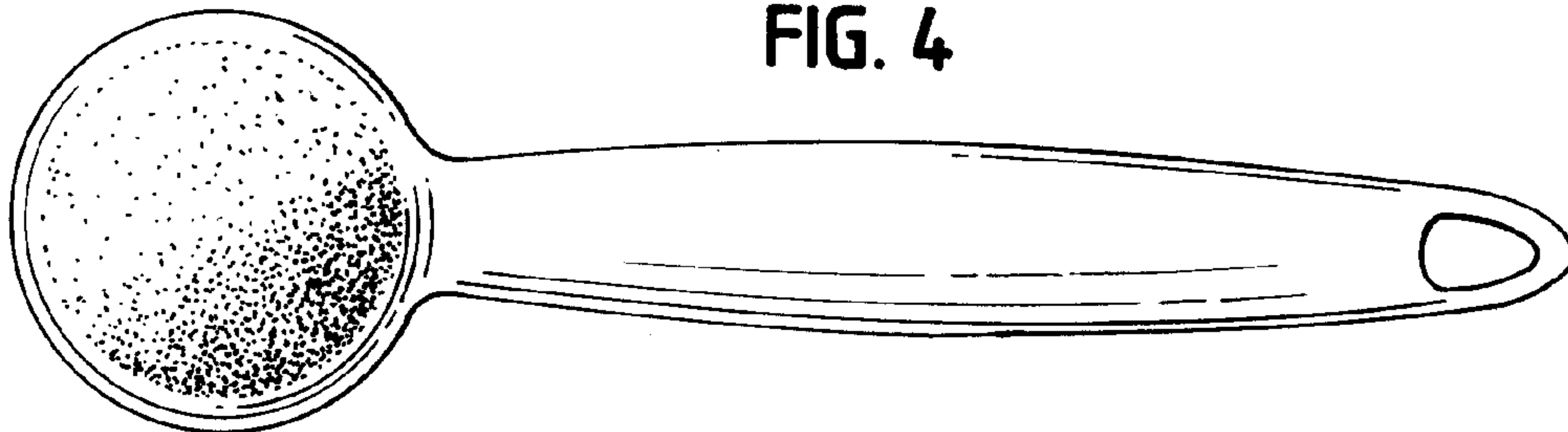


FIG. 5

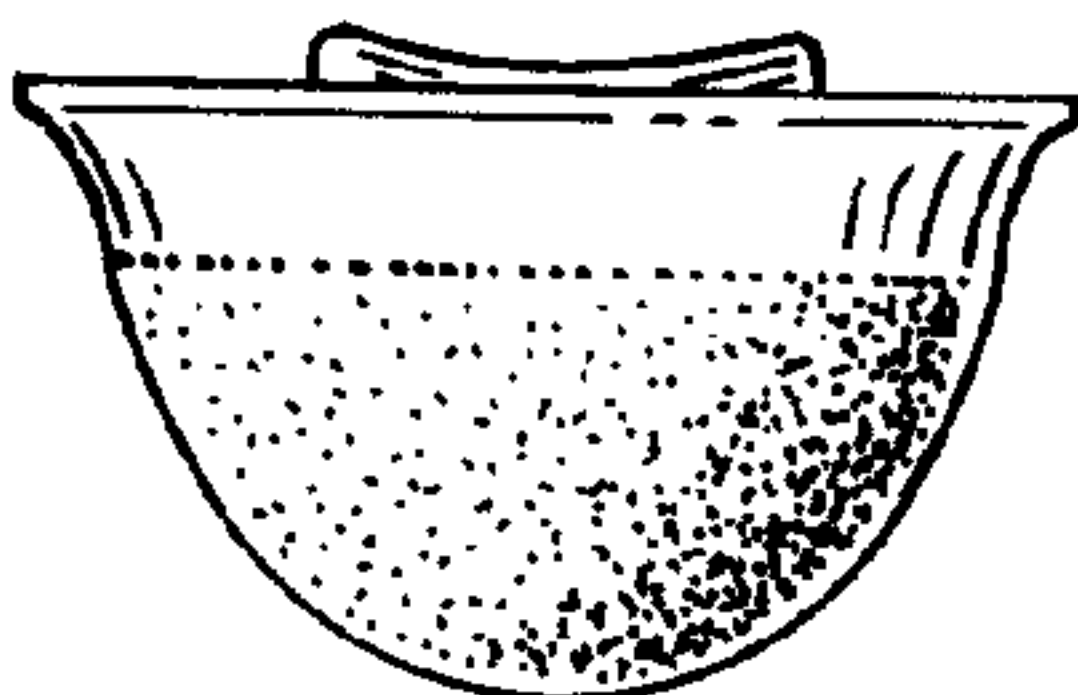


FIG. 6

