



US00D543793S

(12) **United States Design Patent**  
**Lion et al.**

(10) **Patent No.:** **US D543,793 S**

(45) **Date of Patent:** **\*\* Jun. 5, 2007**

(54) **UTENSIL REST**

(75) Inventors: **Mathieu Lion**, Paris (FR); **Lucas Bignon**, Cachan (FR)

(73) Assignee: **Mastrad SA**, Paris (FR)

(\*\*) Term: **14 Years**

(21) Appl. No.: **29/248,507**

(22) Filed: **Aug. 18, 2006**

(51) **LOC (8) Cl.** ..... **07-06**

(52) **U.S. Cl.** ..... **D7/637; D7/601**

(58) **Field of Classification Search** ..... D7/637-641,  
D7/601; 211/60.1, 70.6, 70.7, 74, 13.1; 248/37.3,  
248/37.6, 311.2, 126, 309.1  
See application file for complete search history.

(56) **References Cited**

**U.S. PATENT DOCUMENTS**

2,286,012 A \* 6/1942 Rochow ..... 248/37.6  
2,662,717 A \* 12/1953 Johnson ..... 211/41.11  
D408,229 S \* 4/1999 Hong ..... D7/638

D465,974 S \* 11/2002 Dorion et al. .... D7/637  
6,505,746 B1 \* 1/2003 Johnson ..... 211/70.7  
D475,898 S \* 6/2003 Kaposi ..... D7/638

\* cited by examiner

*Primary Examiner*—Terry A. Wallace

(74) *Attorney, Agent, or Firm*—Mark Montague; Cowan, Liebowitz & Latman, P.C

(57) **CLAIM**

The ornamental design for a utensil rest, as shown and described.

**DESCRIPTION**

FIG. 1 is a perspective view of the utensil rest of the present invention;

FIG. 2 is a front elevational view thereof;

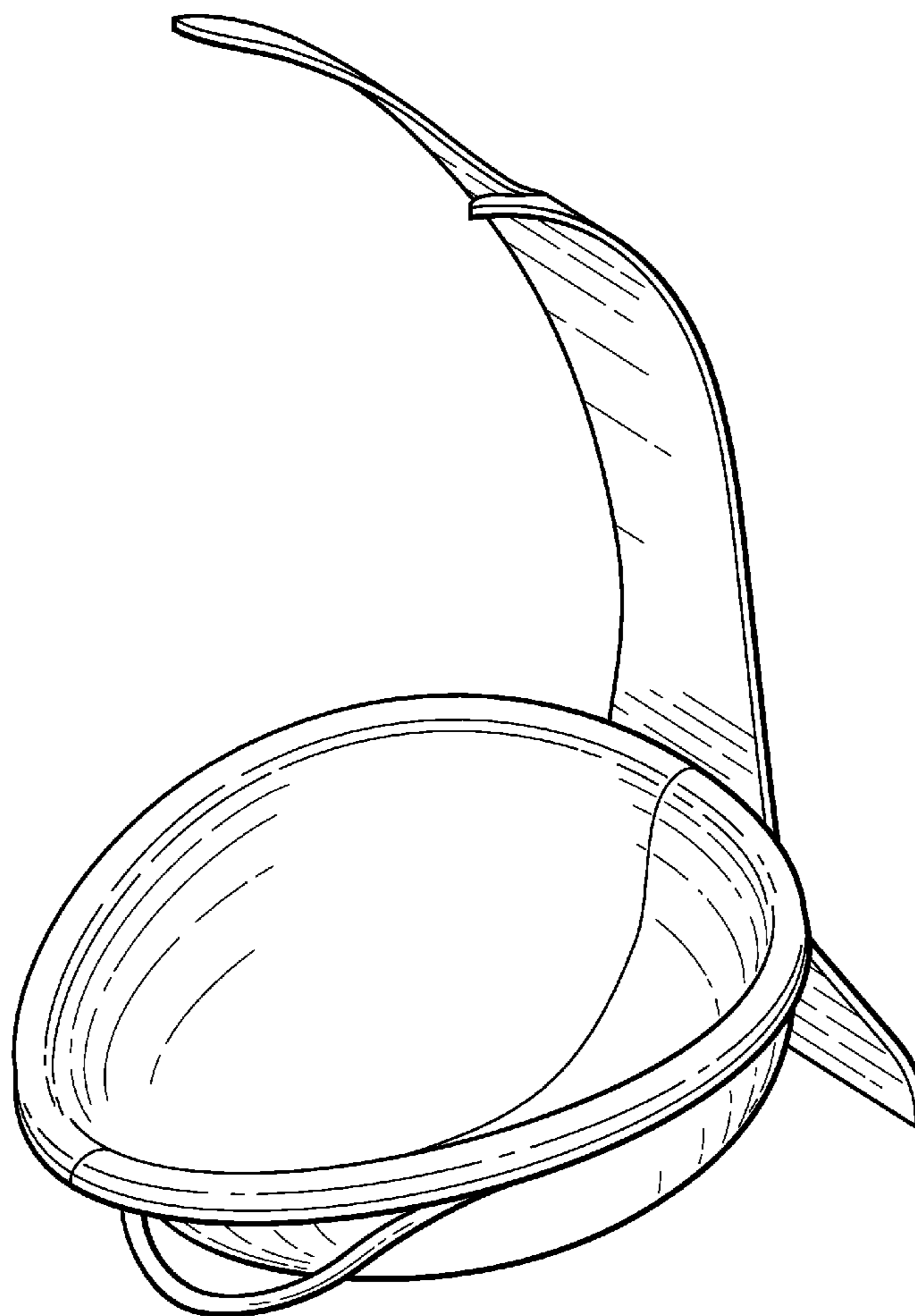
FIG. 3 is a rear elevational view thereof;

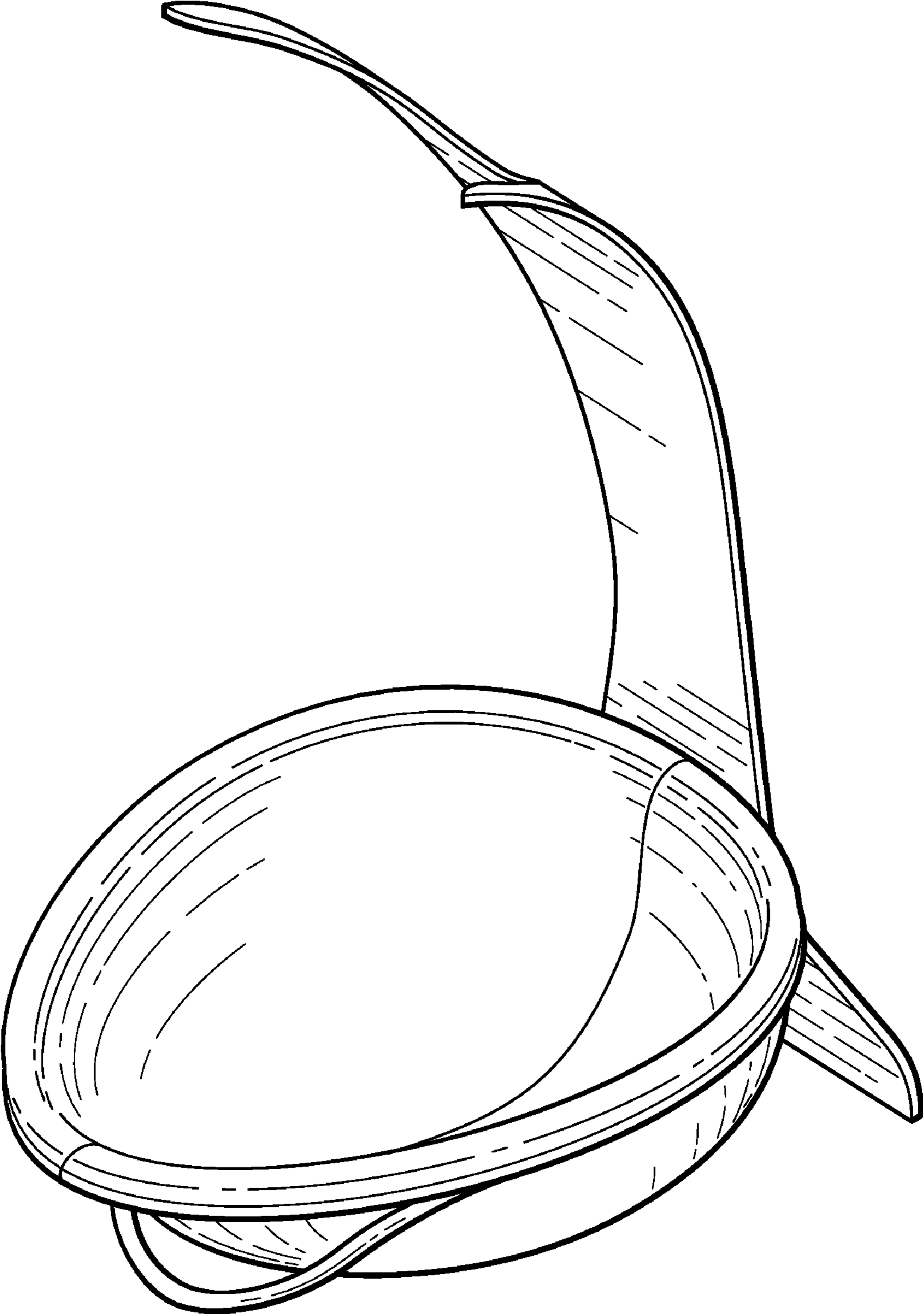
FIG. 4 is a side elevational view thereof;

FIG. 5 is a top plan view thereof; and,

FIG. 6 is a bottom plan view thereof.

**1 Claim, 3 Drawing Sheets**





*FIG. 1*

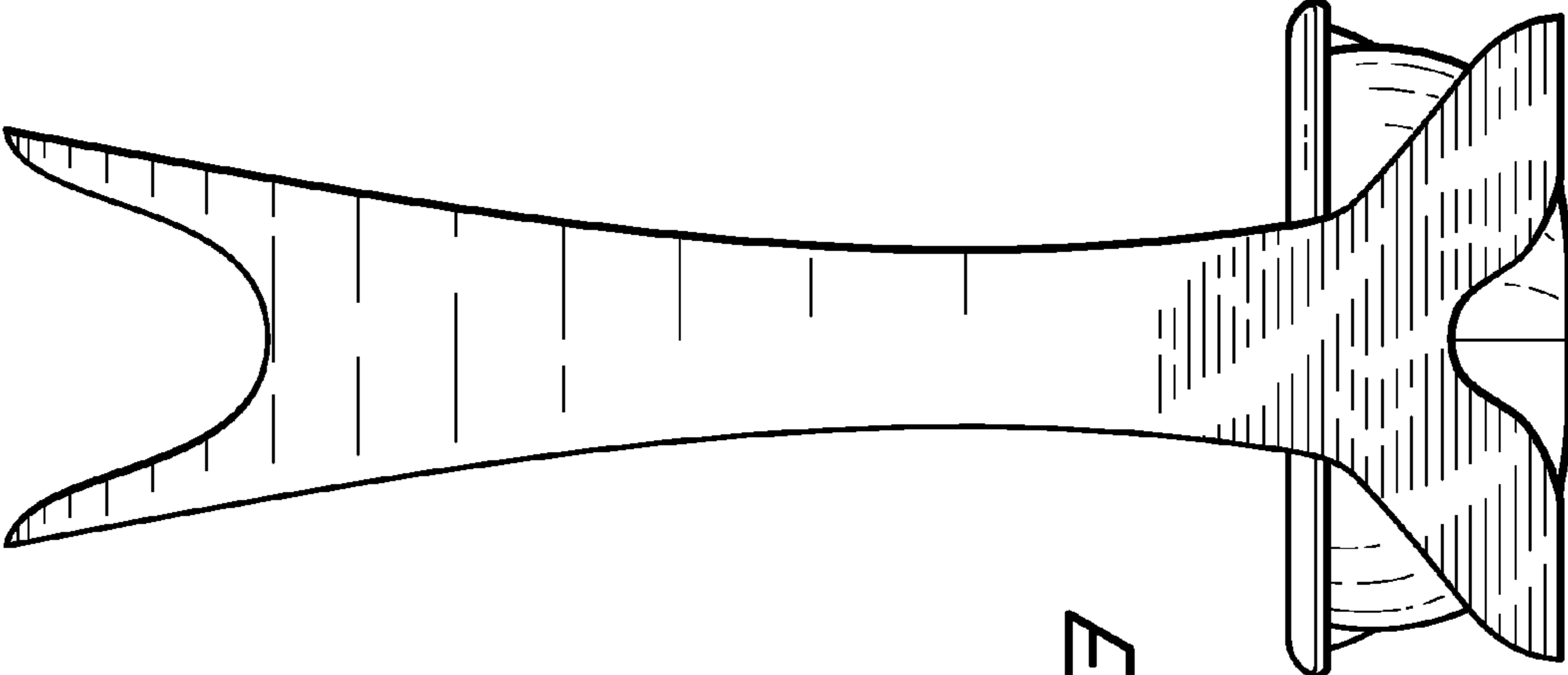


FIG. 3

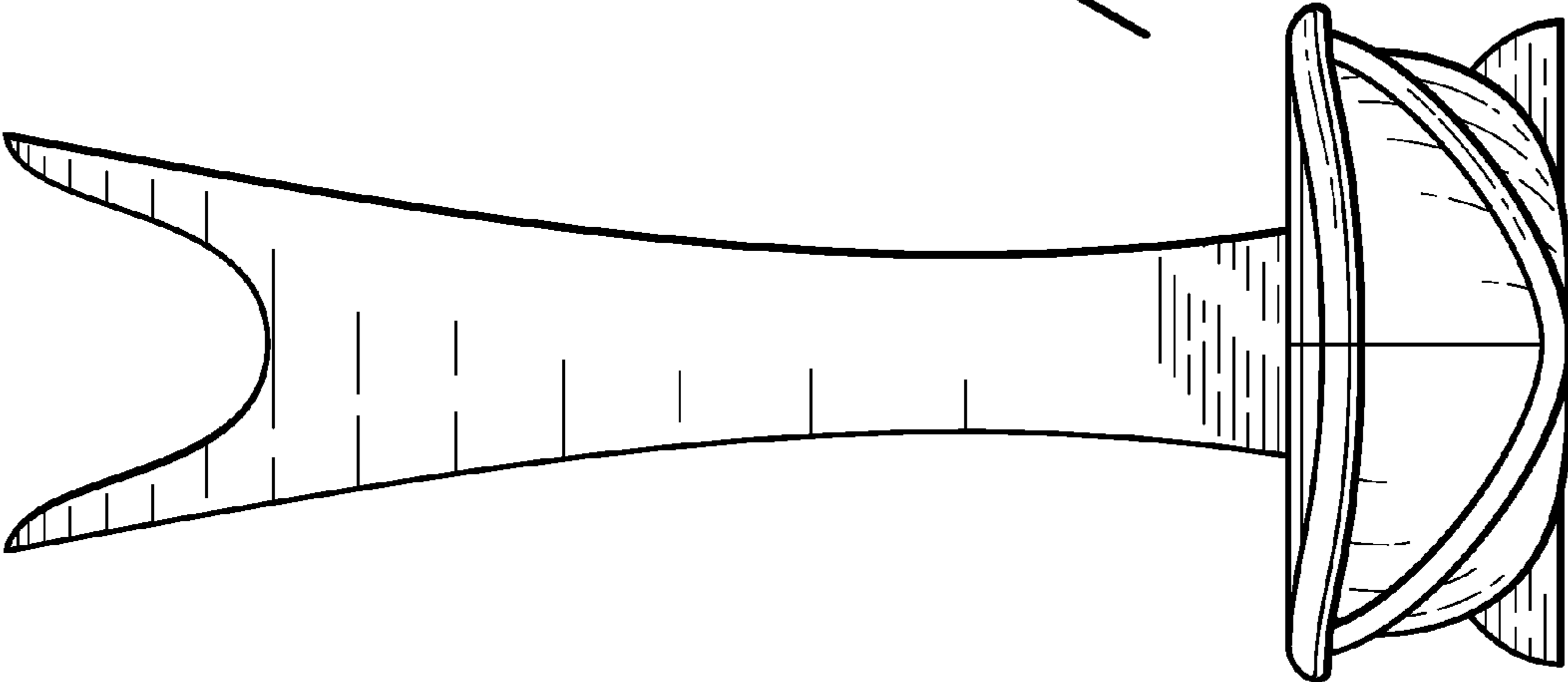


FIG. 2

