



US00D543778S

(12) **United States Design Patent**
Haneda

(10) **Patent No.:** **US D543,778 S**

(45) **Date of Patent:** **** Jun. 5, 2007**

(54) **HANDLE**

(76) **Inventor:** **Hisatsugu Haneda**, 431 Broadway, No. 412, Tacoma, WA (US) 98402

(**) **Term:** **14 Years**

(21) **Appl. No.:** **29/260,851**

(22) **Filed:** **Jun. 2, 2006**

(51) **LOC (8) Cl.** **07-02**

(52) **U.S. Cl.** **D7/395**

(58) **Field of Classification Search** D7/393-395,
D7/381, 688, 690-693, 696, 649-652; D8/107,
D8/307; D4/138, 129; 16/110.1, 430, 431;
30/340

See application file for complete search history.

(56) **References Cited**

U.S. PATENT DOCUMENTS

D240,495 S	*	7/1976	Koppe	D7/649
D246,282 S	*	11/1977	Jackson	D7/652
D323,448 S	*	1/1992	Salviato	D7/649
D365,497 S	*	12/1995	Gebhardt	D7/393
D372,635 S	*	8/1996	Gebhardt	D7/401.2

D426,136 S	*	6/2000	Yu	D8/107
D468,972 S	*	1/2003	Chen	D7/649
D476,535 S	*	7/2003	Garon	D7/649
D479,104 S	*	9/2003	Onion	D7/649
D483,643 S	*	12/2003	Chien	D8/107

* cited by examiner

Primary Examiner—Holly H. Baynham

Assistant Examiner—Cynthia M. Chin

(74) *Attorney, Agent, or Firm*—Reed Smith LLP; William J. McNichol, Jr.

(57) **CLAIM**

The ornamental design for a handle, as shown and described.


DESCRIPTION

FIG. 1 is a top, right side perspective view of a handle, of which the top, left side perspective view is a mirror image thereof, according to my new design; and,

FIG. 2 is a right side view of the handle shown in FIG. 1, of which the left side view of the handle is a mirror image.

The broken lines are for illustrative purposes only and form no part of the claimed design.

1 Claim, 2 Drawing Sheets



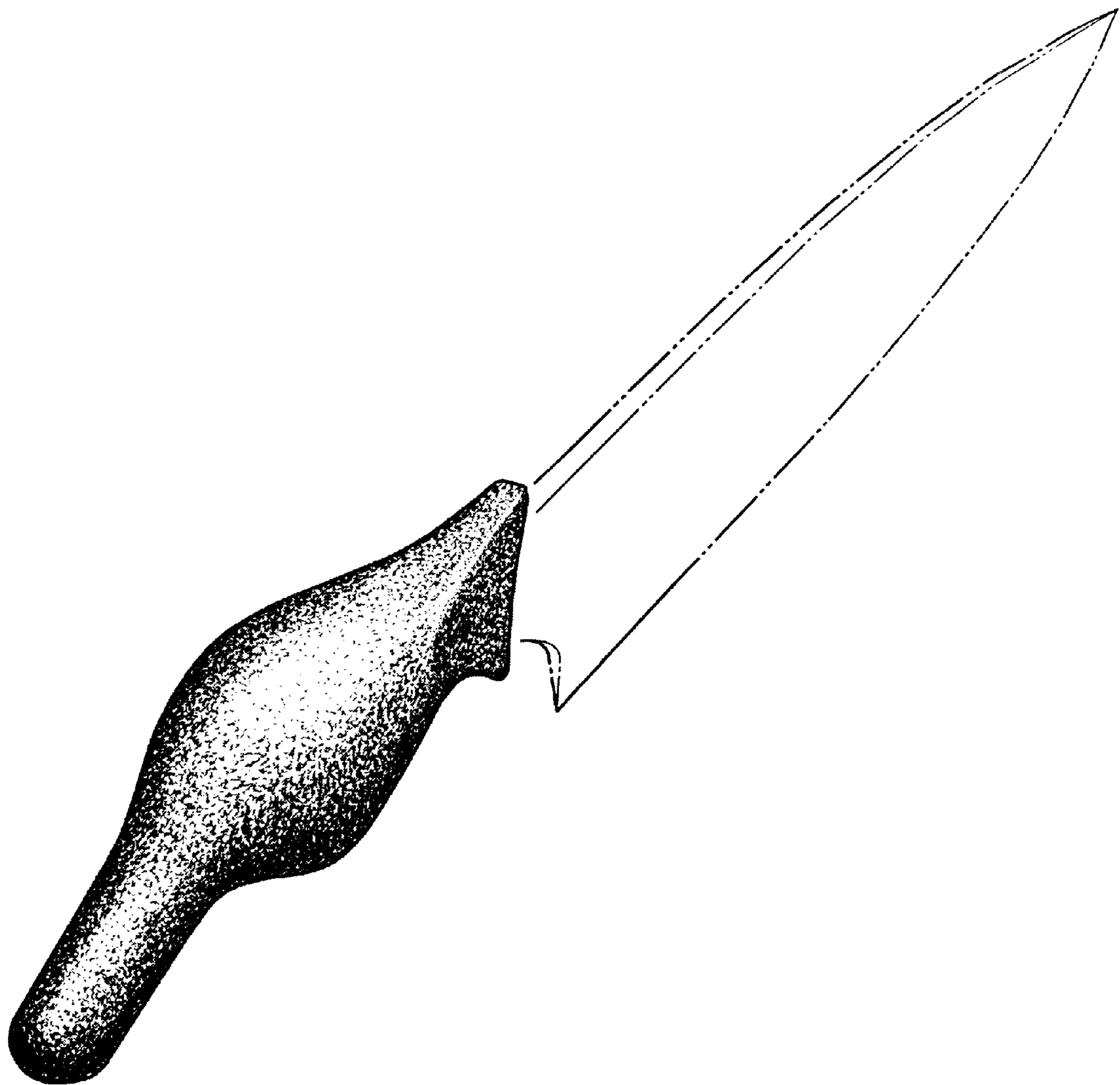


FIG. 1




FIG.2