



US00D543763S

(12) **United States Design Patent**
Mayer

(10) **Patent No.:** **US D543,763 S**

(45) **Date of Patent:** **** Jun. 5, 2007**

(54) **COMBINED OVAL MIRROR AND SHELF SET**

(76) Inventor: **Robert H. Mayer**, 424 SW. 12thth Ave.,
Deerfield Beach, FL (US) 33442

(**) Term: **14 Years**

(21) Appl. No.: **29/221,870**

(22) Filed: **Jan. 21, 2005**

(51) **LOC (8) Cl.** **06-07**

(52) **U.S. Cl.** **D6/568**

(58) **Field of Classification Search** D6/300,
D6/309, 406.1, 406.5, 406.6, 512, 524-5,
D6/527, 529, 532-3, 536, 553, 567-8, 572,
D6/574; D23/303-4, 308; 211/41.3, 41.4,
211/41.5, 41.6, 60.1, 85.12, 85.13, 86.01,
211/87.01, 88.01, 90.01, 119.003, 119.009,
211/119.011, 134; 40/700; 4/559, 565.1,
4/574.1, 622, 628, 630, 611, 632, 654, 656;
248/205.3; 108/28-9, 50.15; 359/838

See application file for complete search history.

(56) **References Cited**

U.S. PATENT DOCUMENTS

886,840	A *	5/1908	Mueller	40/700
D39,638	S	10/1908	Eustis		
D39,639	S	10/1908	Eustis		
1,153,929	A *	9/1915	Kearns et al.	108/50.15
D51,916	S	4/1918	Brown		
D116,353	S	8/1939	Silverman		
D116,618	S *	9/1939	Trojan	D20/10
D132,985	S *	7/1942	Lyons	D6/449
D156,389	S *	12/1949	Vaughan	D6/572

D229,469	S	12/1973	Firdmann		
D317,531	S *	6/1991	Evans	D6/309
D394,159	S	5/1998	Leung		
D455,273	S *	4/2002	Harwanko	D6/300
6,398,378	B1 *	6/2002	Shieh	359/879
D477,489	S *	7/2003	Hoernig	D6/574
D483,574	S	12/2003	Wanek		
D486,962	S *	2/2004	Snell	D6/309
D509,088	S *	9/2005	Hoernig	D6/574
6,955,329	B1 *	10/2005	Shieh	248/466
2004/0103591	A1 *	6/2004	Chornenky et al.	52/36.4

OTHER PUBLICATIONS

Frameless Oval Bevel Mirror With Shelf, Dec. 5, 2003, <http://web.archive.org/web/20031205031702/http://furnishingsontheweb.com/NoFrame/Products/Wall-Mirrors-With-Shelves.html>*

* cited by examiner

Primary Examiner—Alan P. Douglas

Assistant Examiner—Angela J. Lee

(74) *Attorney, Agent, or Firm*—Fleit Kain Gibbons Gutman Bongini & Bianco; Paul D. Bianco; Martin Fleit

(57) **CLAIM**

The ornamental design for an combined oval mirror and shelf set, as shown and described.

DESCRIPTION

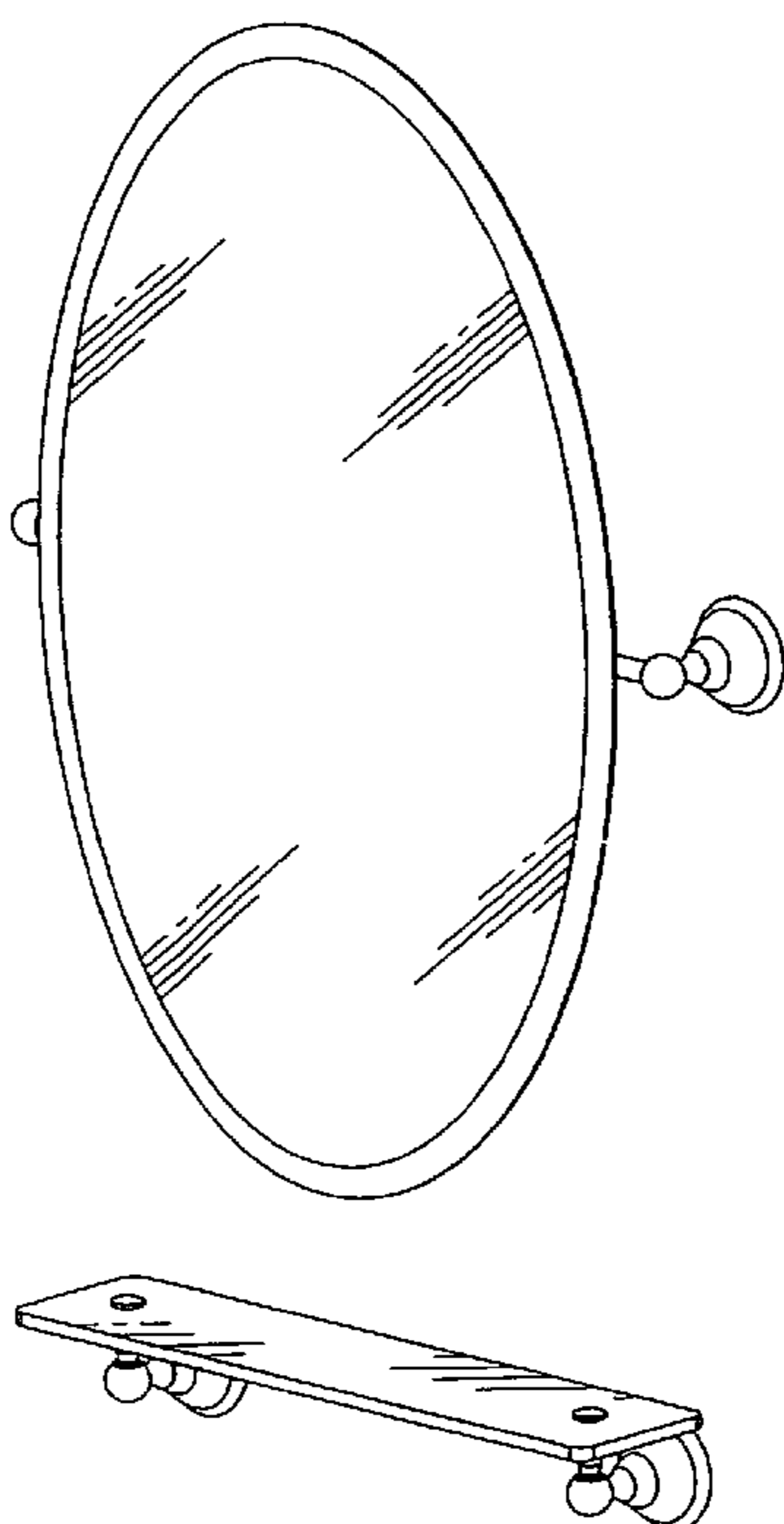
FIG. 1 is a perspective view of the combined oval mirror and shelf set of the subject invention;

FIG. 2 is a front view thereof;

FIG. 3 is a side view thereof; and,

FIG. 4 is a top view thereof.

1 Claim, 4 Drawing Sheets



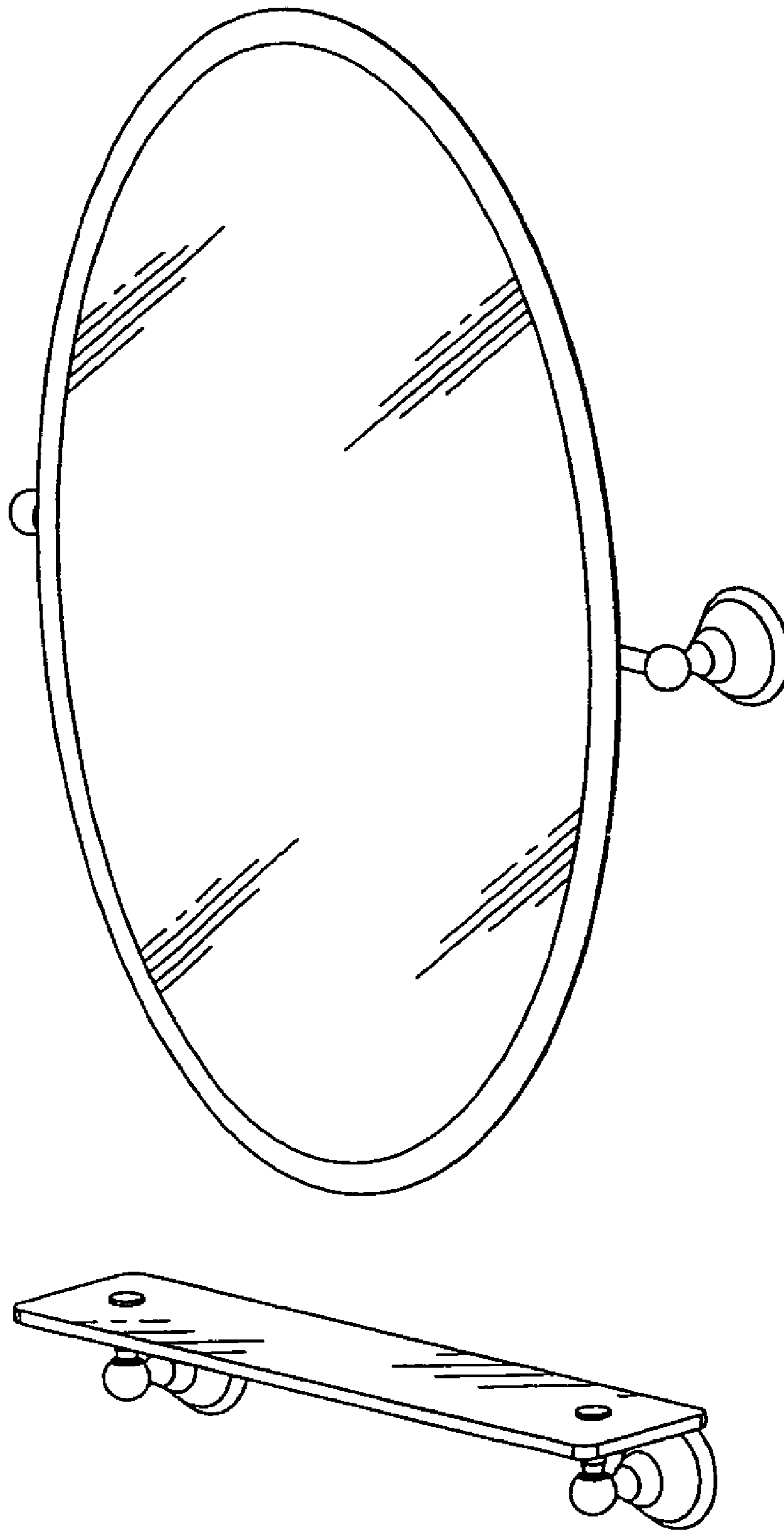


FIG. 1

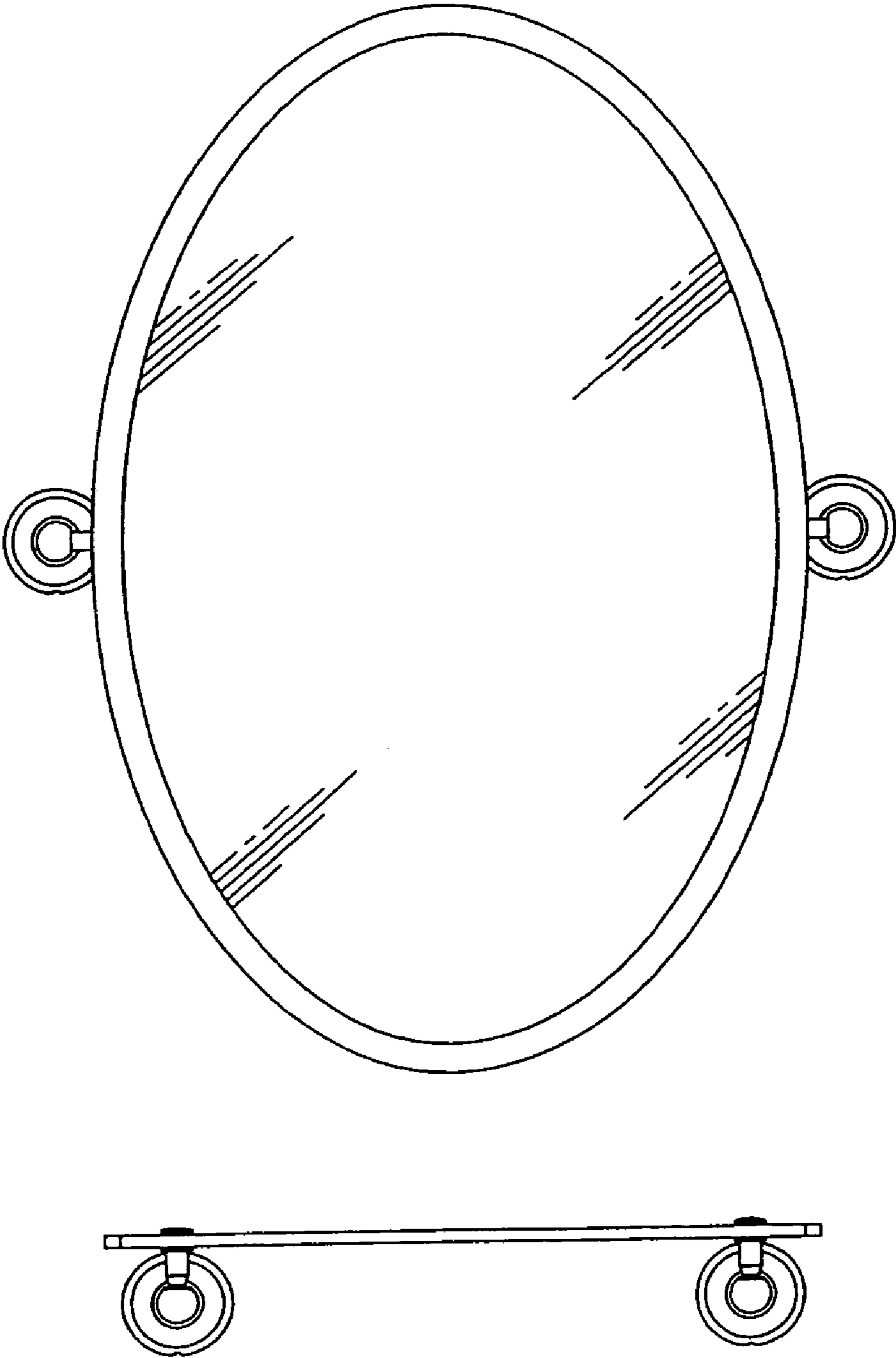


FIG. 2

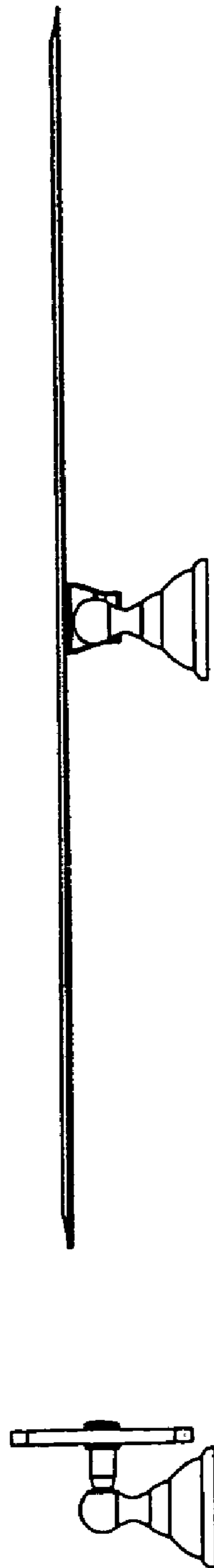


FIG. 3

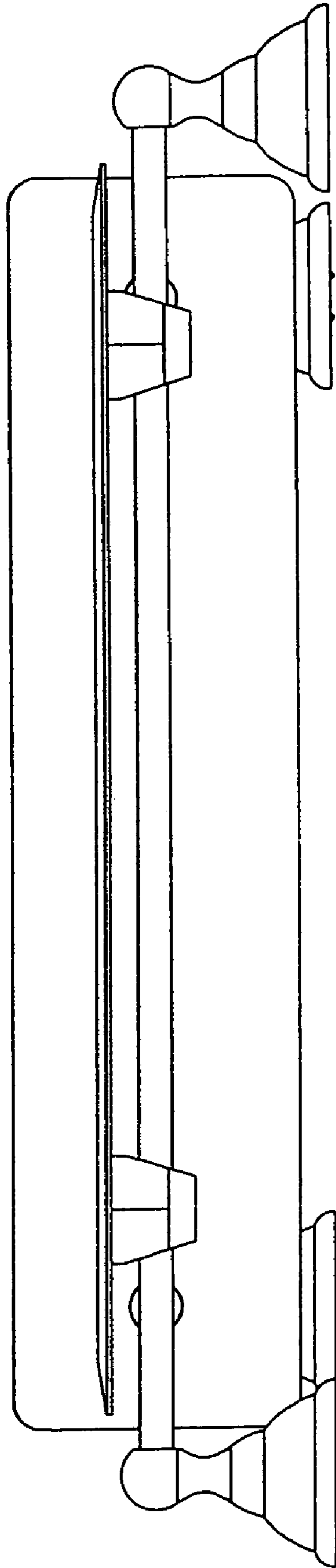


FIG. 4