

US00D543762S

(12) **United States Design Patent**
Walker

(10) **Patent No.:** **US D543,762 S**

(45) **Date of Patent:** **** Jun. 5, 2007**

(54) **TANKTOPPER CABINET**

(75) **Inventor:** **David L. Walker**, Chester, PA (US)

(73) **Assignee:** **Zenith Products Corp.**, New Castle, DE (US)

(**) **Term:** **14 Years**

(21) **Appl. No.:** **29/218,012**

(22) **Filed:** **Nov. 24, 2004**

(51) **LOC (8) Cl.** **06-04**

(52) **U.S. Cl.** **D6/561**

(58) **Field of Classification Search** D6/553,
D6/559, 560–561, 329, 396, 432, 448, 436–439,
D6/444–446; 312/209, 234, 224–225, 242,
312/245; 206/320, 823

See application file for complete search history.

(56) **References Cited**

U.S. PATENT DOCUMENTS

D253,563 S *	12/1979	Ungaro	D6/561
D412,629 S *	8/1999	Zaidman	D6/445
D436,483 S *	1/2001	Melillo	D6/561
D436,484 S *	1/2001	Harwanko	D6/561
D439,095 S *	3/2001	Harwanko	D6/561

D439,458 S *	3/2001	Melillo	D6/561
D439,782 S *	4/2001	Melillo	D6/561
D488,319 S *	4/2004	Harwanko	D6/397
D490,634 S *	6/2004	Clucas	D6/561

* cited by examiner

Primary Examiner—Brian N Vinson

(74) *Attorney, Agent, or Firm*—Akin Gump Strauss Hauer & Feld LLP

(57) **CLAIM**

The ornamental design for a tanktopper cabinet, as shown and described.

DESCRIPTION

FIG. 1 is a perspective view of a tanktopper cabinet showing my new design;


FIG. 2 is a front elevational view thereof;

FIG. 3 is a top plan view thereof; and,

FIG. 4 is a left side elevational view thereof, the opposite side being a mirror image of that shown.

The portions of the article shown in broken lines are understood to form no part of the claimed design, and are for illustrative purposes only.

1 Claim, 1 Drawing Sheet






Fig. 3




Fig. 1

Fig. 2

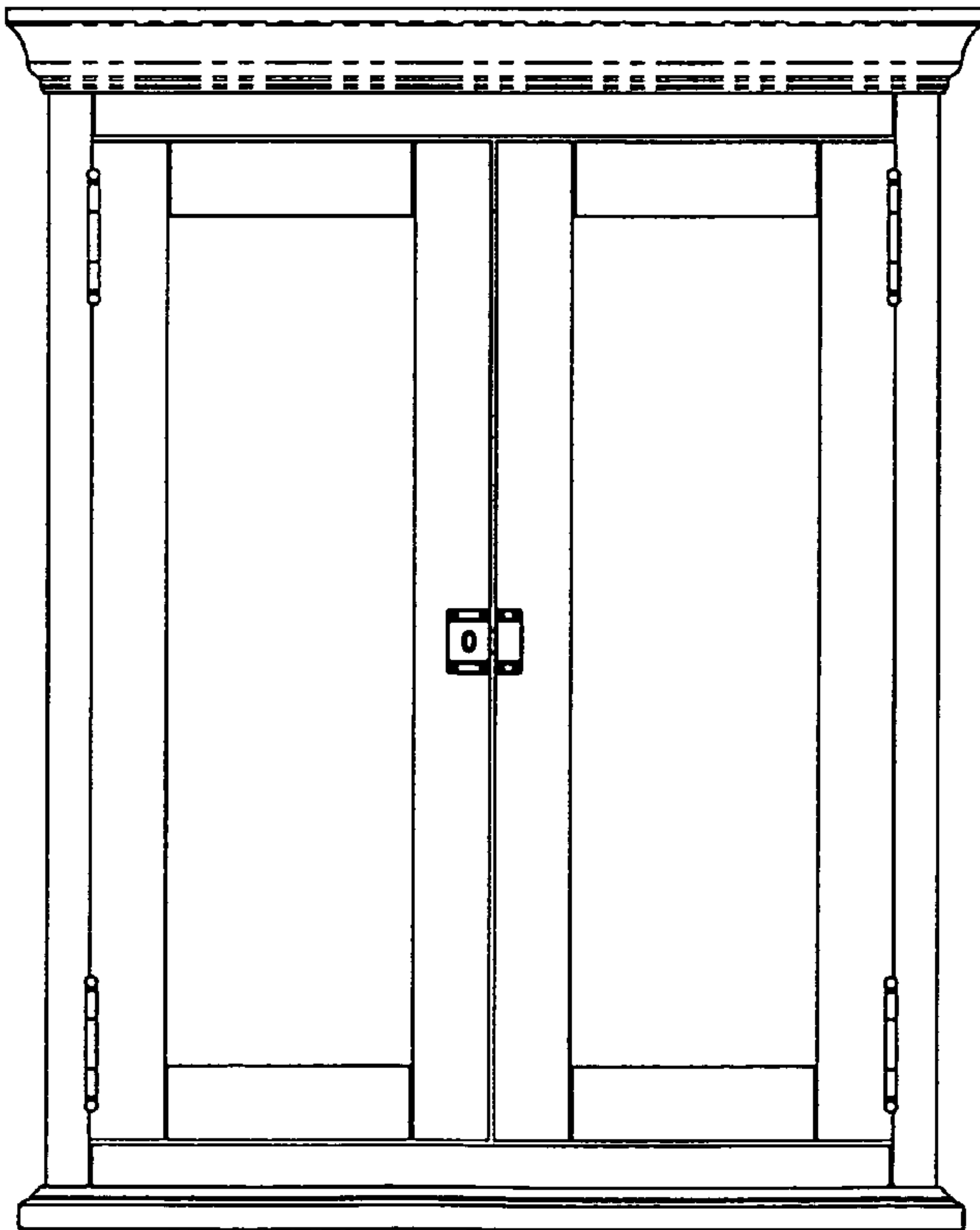


Fig. 4

