

US00D543751S

(12) **United States Design Patent**
Renzio

(10) **Patent No.:** **US D543,751 S**

(45) **Date of Patent:** **** Jun. 5, 2007**

(54) **DEVICE FOR EFFICIENT PASTE DISPENSING**

D313,914 S * 1/1991 Tribbey D6/541
D319,161 S * 8/1991 Giannotti D6/541
D395,602 S * 6/1998 Sakko D9/434

(76) Inventor: **John Henry Renzio**, 9060 Lathers,
Livonia, MI (US) 48150-4132

* cited by examiner

(**) Term: **14 Years**

Primary Examiner—Brian N Vinson
(74) *Attorney, Agent, or Firm*—Charles W. Chandler

(21) Appl. No.: **29/239,935**

(57) **CLAIM**

(22) Filed: **Oct. 7, 2005**

The ornamental design for a device for efficient paste dispensing, as shown and described.

(51) **LOC (8) Cl.** **23-02**

(52) **U.S. Cl.** **D6/541**

(58) **Field of Classification Search** D6/541;
D9/434; 222/92, 95, 99, 104

See application file for complete search history.

DESCRIPTION

(56) **References Cited**

U.S. PATENT DOCUMENTS

345,660 A * 7/1886 Ashworth D6/541
1,894,152 A * 1/1933 Bolz 222/99
2,903,162 A * 9/1959 Regan 222/99
3,066,829 A * 12/1962 Voigt 222/95
3,248,012 A * 4/1966 Adams 222/95
D206,857 S * 2/1967 Dalton D6/541
4,807,782 A * 2/1989 Meinerding et al. 222/99

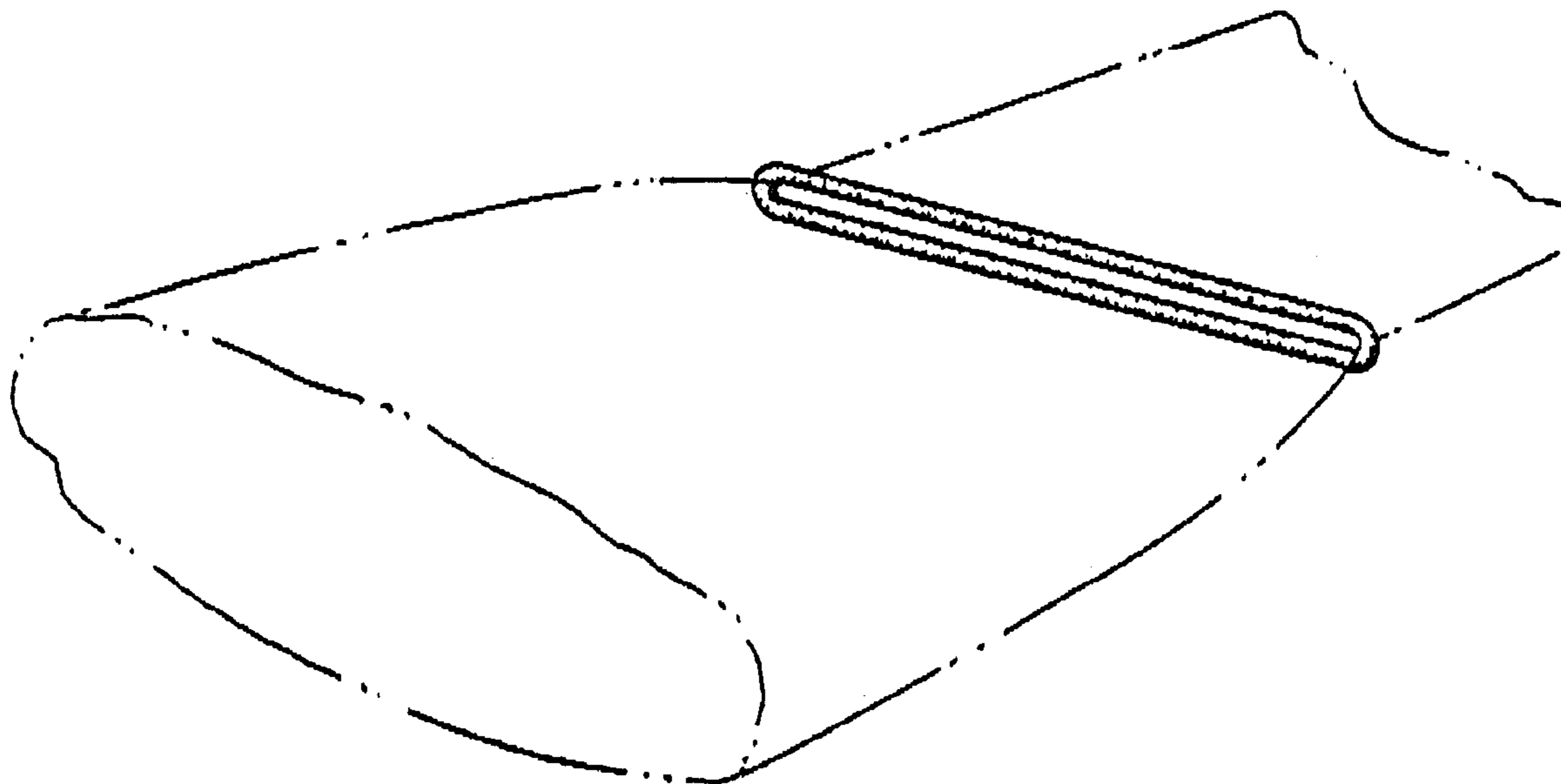
FIG. 1 is a perspective drawing of my new design, the lines in phantom illustrating the environment in which the invention is used, that is a tube of toothpaste;

FIG. 2 is a side elevational view of my new design, the opposite side being a mirror image thereof;

FIG. 3 is a top view of my design, the bottom view being a mirror image thereof; and,

FIG. 4 is an end view of my design, the opposite side being a mirror image thereof.

1 Claim, 1 Drawing Sheet



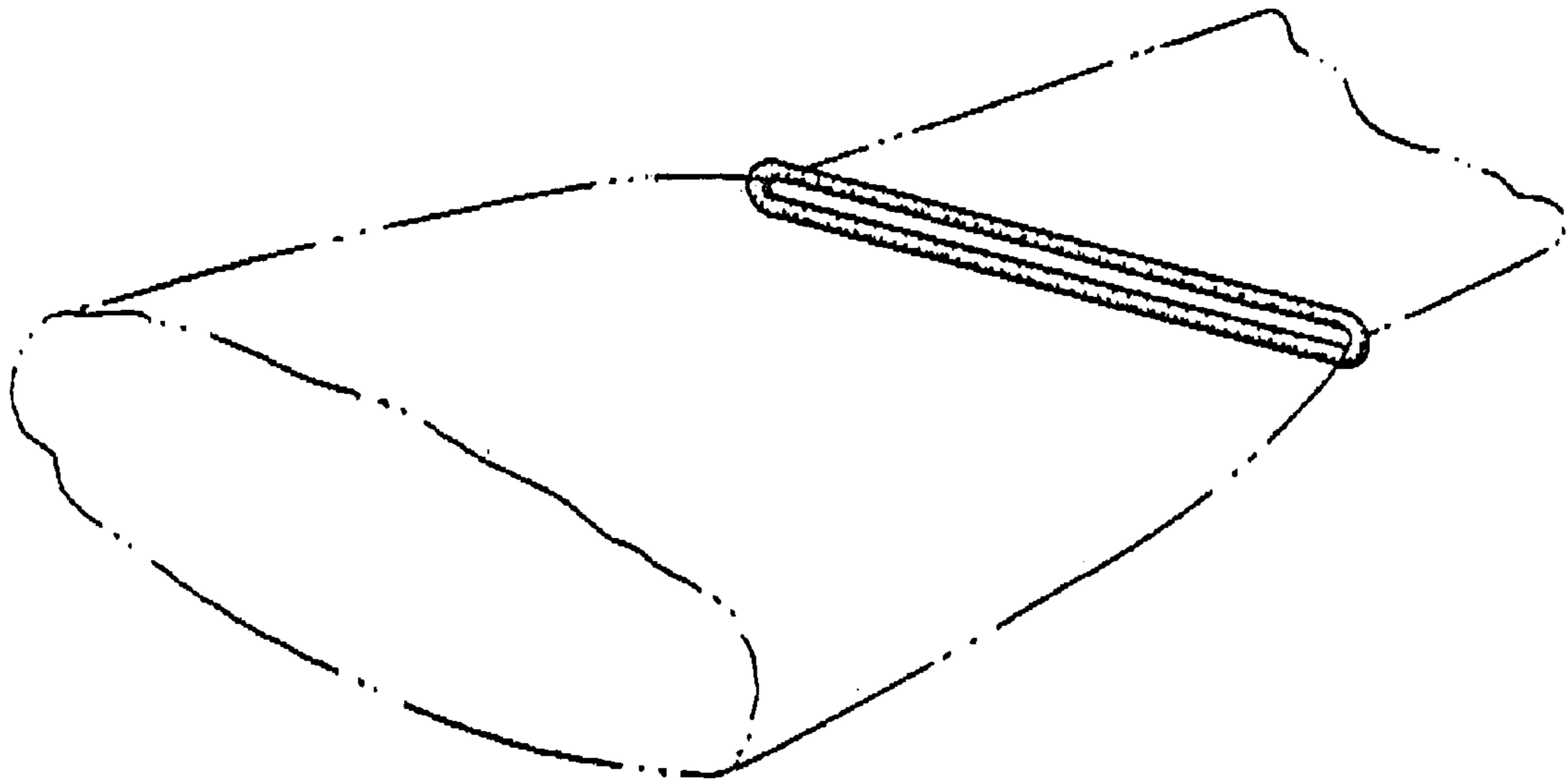


FIG. 1




FIG. 2



FIG. 3




FIG. 4