

US00D543744S

(12) **United States Design Patent**  
**Tippmann**

(10) **Patent No.:** **US D543,744 S**

(45) **Date of Patent:** **\*\* Jun. 5, 2007**

(54) **TISSUE HOLDER**

D524,084 S \* 7/2006 Wieser et al. .... D6/518

(76) Inventor: **Joseph D. Tippmann**, 1127 Bayview  
Dr., Unit C, Hermosa Beach, CA (US)  
90254

\* cited by examiner

*Primary Examiner*—Brian N Vinson  
(74) *Attorney, Agent, or Firm*—Irving Keschner

(\*\*) Term: **14 Years**

(57) **CLAIM**

(21) Appl. No.: **29/214,897**

The ornamental design for a tissue holder, as shown and described.

(22) Filed: **Oct. 12, 2004**

(51) **LOC (8) Cl.** ..... **20-20**

(52) **U.S. Cl.** ..... **D6/518**

(58) **Field of Classification Search** ..... D6/515-526;  
312/34.1, 34.4; 206/284, 812; 211/13.1,  
211/48, 49; 221/22, 33, 45, 286  
See application file for complete search history.

**DESCRIPTION**

FIG. 1 is a perspective view of the ornamental design of the present invention;

FIG. 2 is a front elevational view of the ornamental design of the present invention, the rear view being a mirror image thereof;

FIG. 3 is a left side elevational view of the ornamental design of the present invention, the right side elevational view being a mirror image thereof;

FIG. 4 is a top plan view of the ornamental design of the present invention; and,

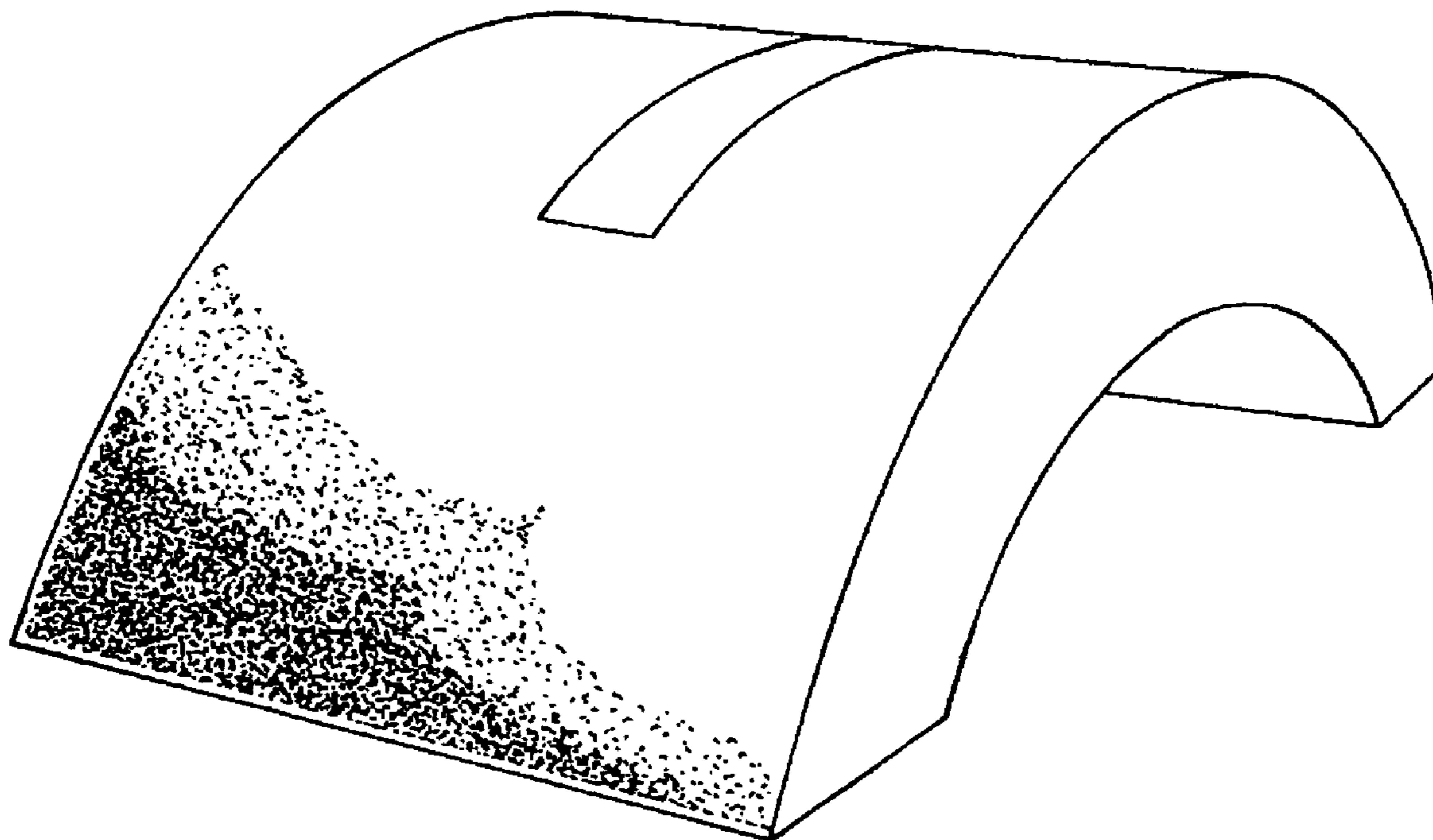
FIG. 5 is a bottom view of the ornamental design of the present invention.

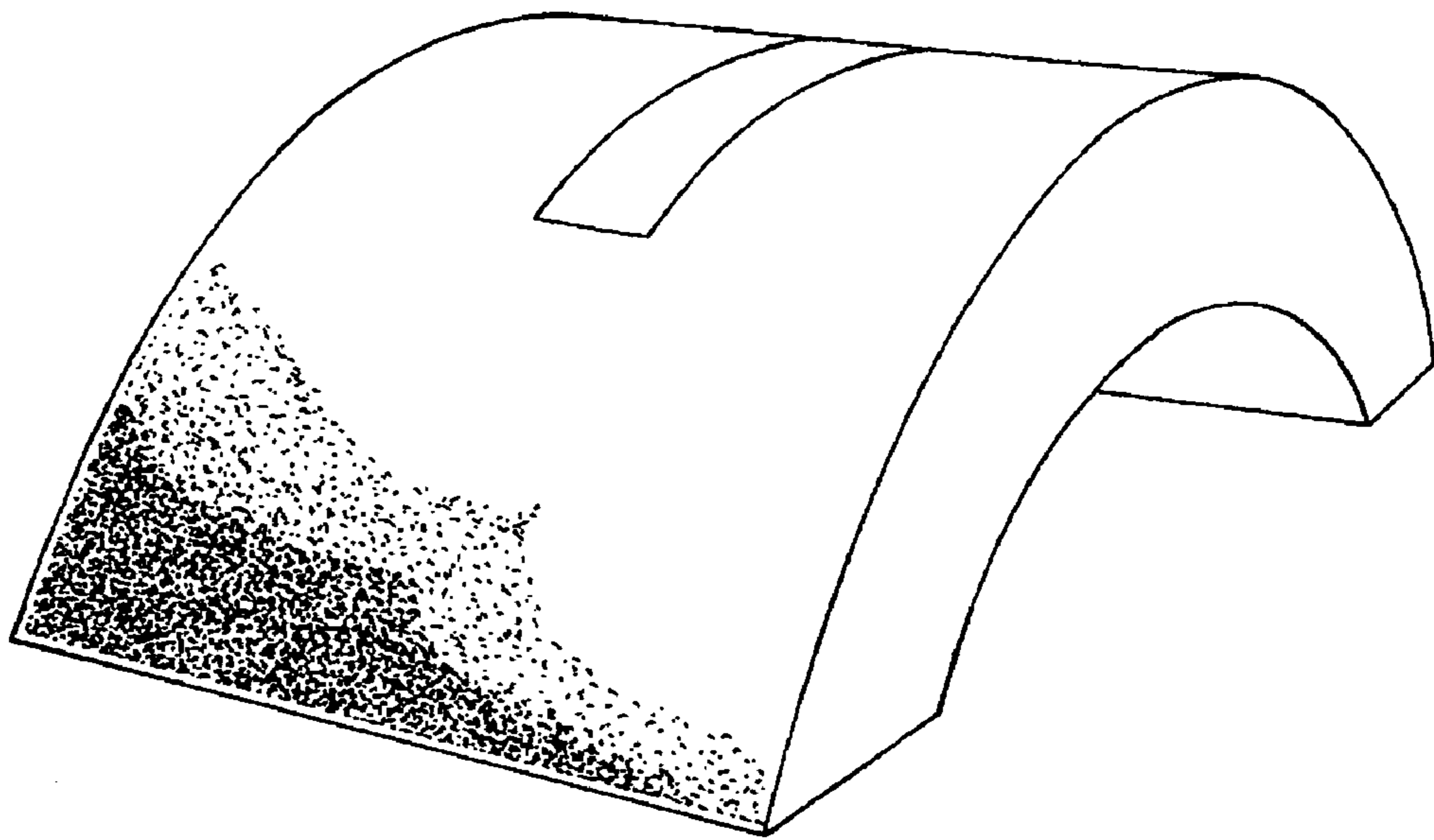
(56) **References Cited**

**U.S. PATENT DOCUMENTS**

D320,133 S *	9/1991	Carranza	.....	D6/518
D359,513 S *	6/1995	Carlson	.....	D6/518
D387,930 S *	12/1997	Israel et al.	.....	D6/526
D390,391 S *	2/1998	Hsu	.....	D6/518
D415,424 S *	10/1999	Hill	.....	D6/518
D459,928 S *	7/2002	Ong	.....	D6/518
D466,733 S *	12/2002	Ong	.....	D6/518

**1 Claim, 4 Drawing Sheets**





*FIG. 1*

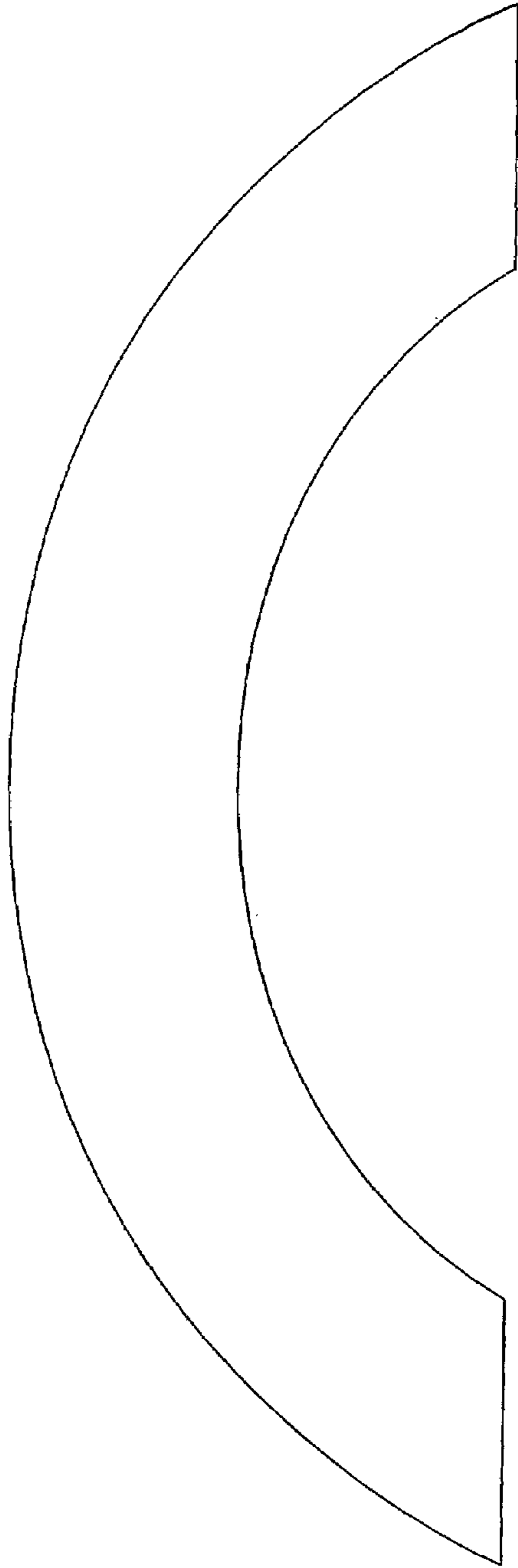


FIG. 2

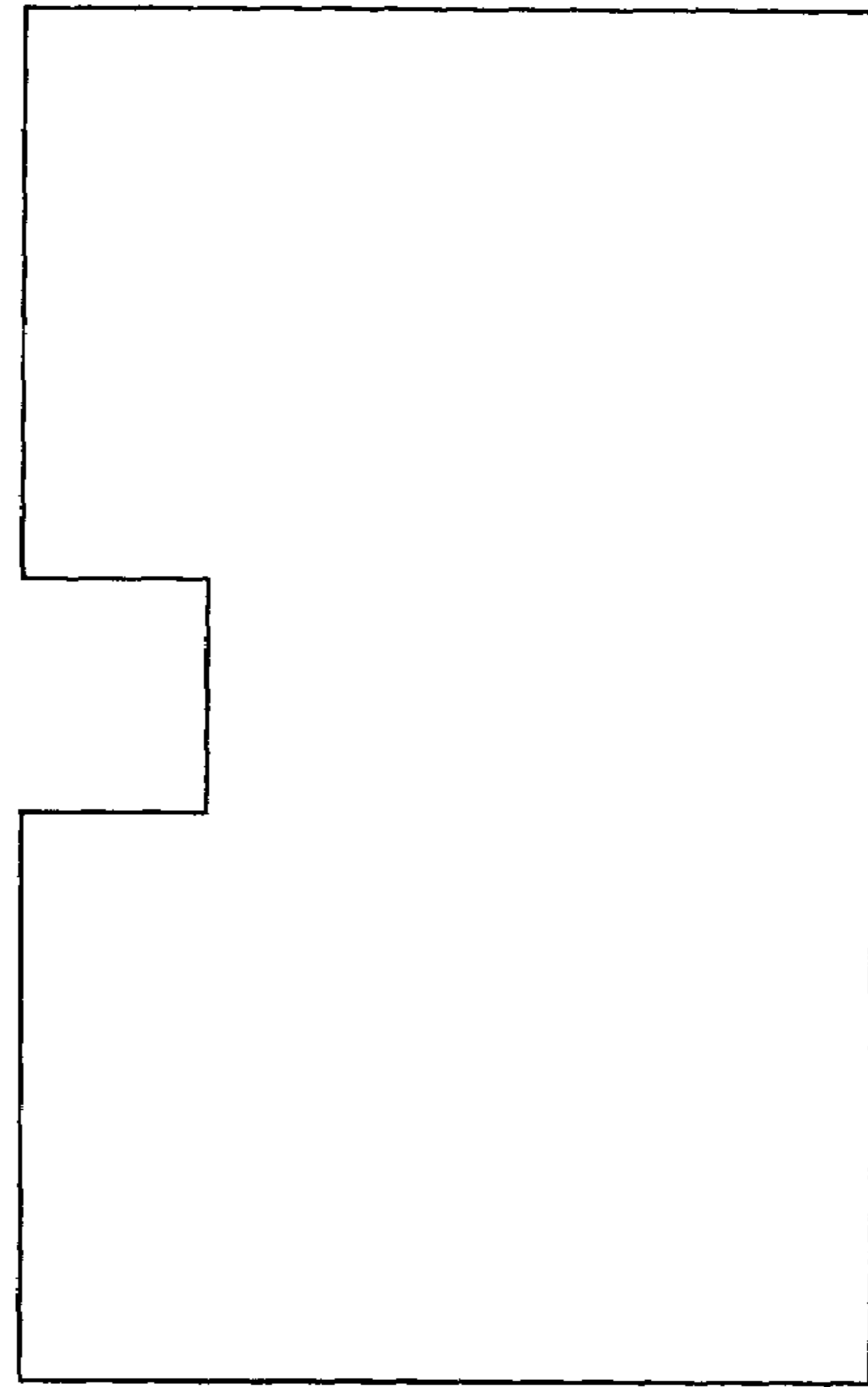


FIG. 3




FIG. 4




FIG. 5