



US00D543730S

(12) **United States Design Patent**
Bonaventura

(10) **Patent No.:** **US D543,730 S**

(45) **Date of Patent:** **** Jun. 5, 2007**

(54) **MAGAZINE HOLDER**

(75) Inventor: **Gina Bonaventura**, Indianapolis, IN
(US)

(73) Assignee: **Deflecto Corporation**, Indianapolis, IN
(US)

(**) Term: **14 Years**

(21) Appl. No.: **29/247,597**

(22) Filed: **Jun. 28, 2006**

(51) **LOC (8) Cl.** **06-04**

(52) **U.S. Cl.** **D6/475**

(58) **Field of Classification Search** D19/65,
D19/75, 86, 90, 91, 95, 99, 100; 206/425;
211/50, 55, 184; D6/475, 409-411, 462,
D6/464

See application file for complete search history.

(56) **References Cited**

U.S. PATENT DOCUMENTS

D155,893 S	*	11/1949	Harnish	D6/411
D184,900 S	*	4/1959	Von Meyer	D6/464
D309,998 S	*	8/1990	Sunrell et al.	D6/567
D324,239 S	*	2/1992	Halm	D19/90
D332,726 S	*	1/1993	Goodman et al.	D7/631
D342,171 S	*	12/1993	McConnell	D6/464
D385,921 S	*	11/1997	Tisbo	D19/90
D390,606 S	*	2/1998	Cheris et al.	D19/90
D400,926 S	*	11/1998	Stravitz	D19/90
D420,051 S	*	2/2000	Conley et al.	D19/90
D421,272 S	*	2/2000	Patel	D19/90
D451,705 S	*	12/2001	Rankin et al.	D6/464

D480,426 S	*	10/2003	Kortleven	D19/75
D504,468 S	*	4/2005	Chen et al.	D19/90
D523,699 S	*	6/2006	Cogley	D7/601
D526,819 S	*	8/2006	Lee et al.	D6/476
D527,052 S	*	8/2006	Wolff et al.	D19/91

* cited by examiner

Primary Examiner—Cathron C. Brooks

Assistant Examiner—Kelley A. Donnelly

(74) *Attorney, Agent, or Firm*—Sonnenschein Nath &
Rosenthal LLP; Brian R. McGinley

(57) **CLAIM**

The ornamental design for a magazine holder, as shown and described.

DESCRIPTION

FIG. 1 is a perspective view of a magazine holder showing the new design;

FIG. 2 is a front view of the magazine holder shown in FIG. 1;

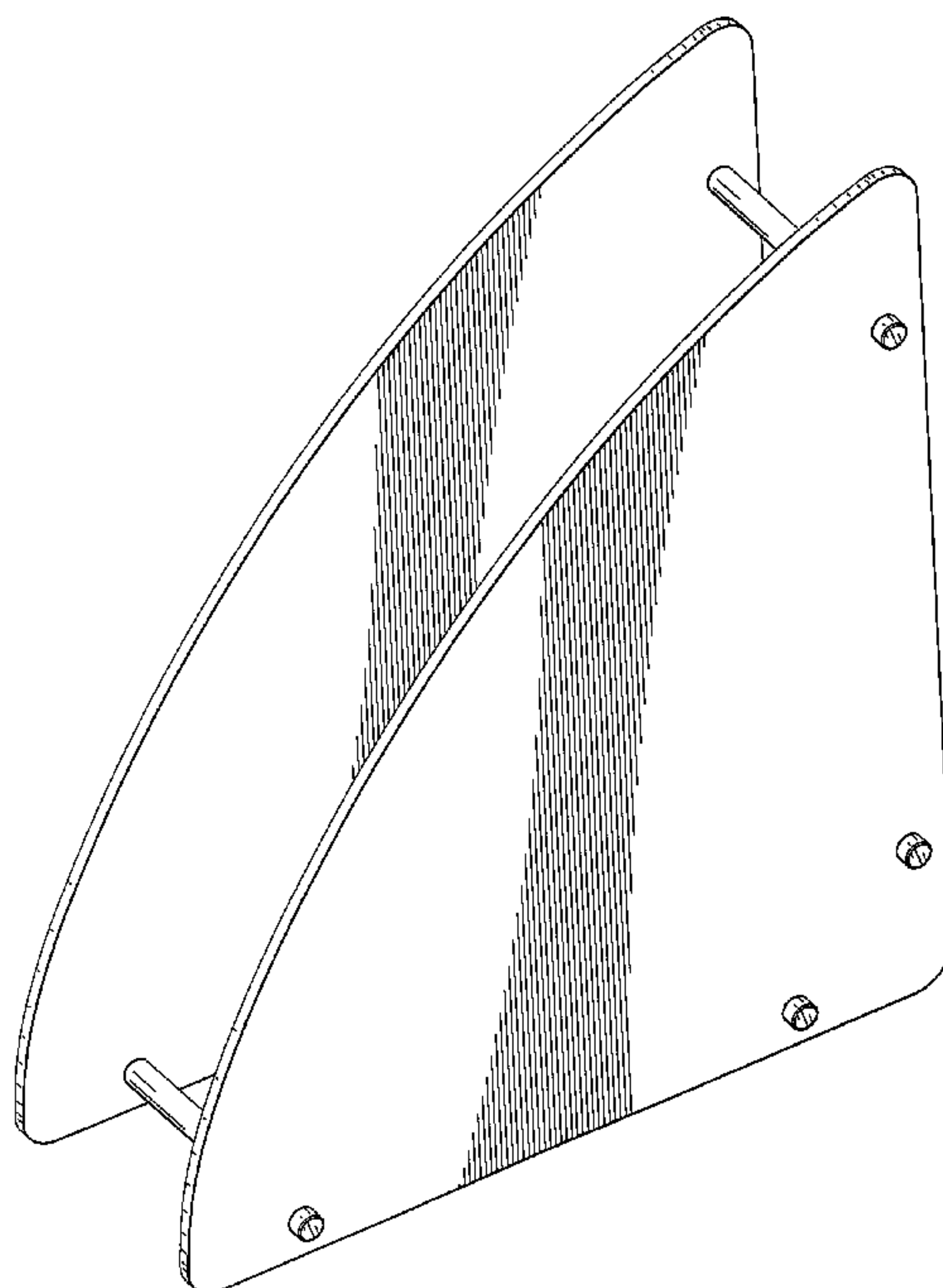
FIG. 3 is a left side elevational view of the magazine holder shown in FIG. 1 (the right side elevational view of the magazine holder is a mirror image of the view shown in FIG. 3);

FIG. 4 is a rear view of the magazine holder shown in FIG. 1;

FIG. 5 is a top view of the magazine holder shown in FIG. 1; and,

FIG. 6 is a bottom view of the magazine holder shown in FIG. 1.

1 Claim, 6 Drawing Sheets



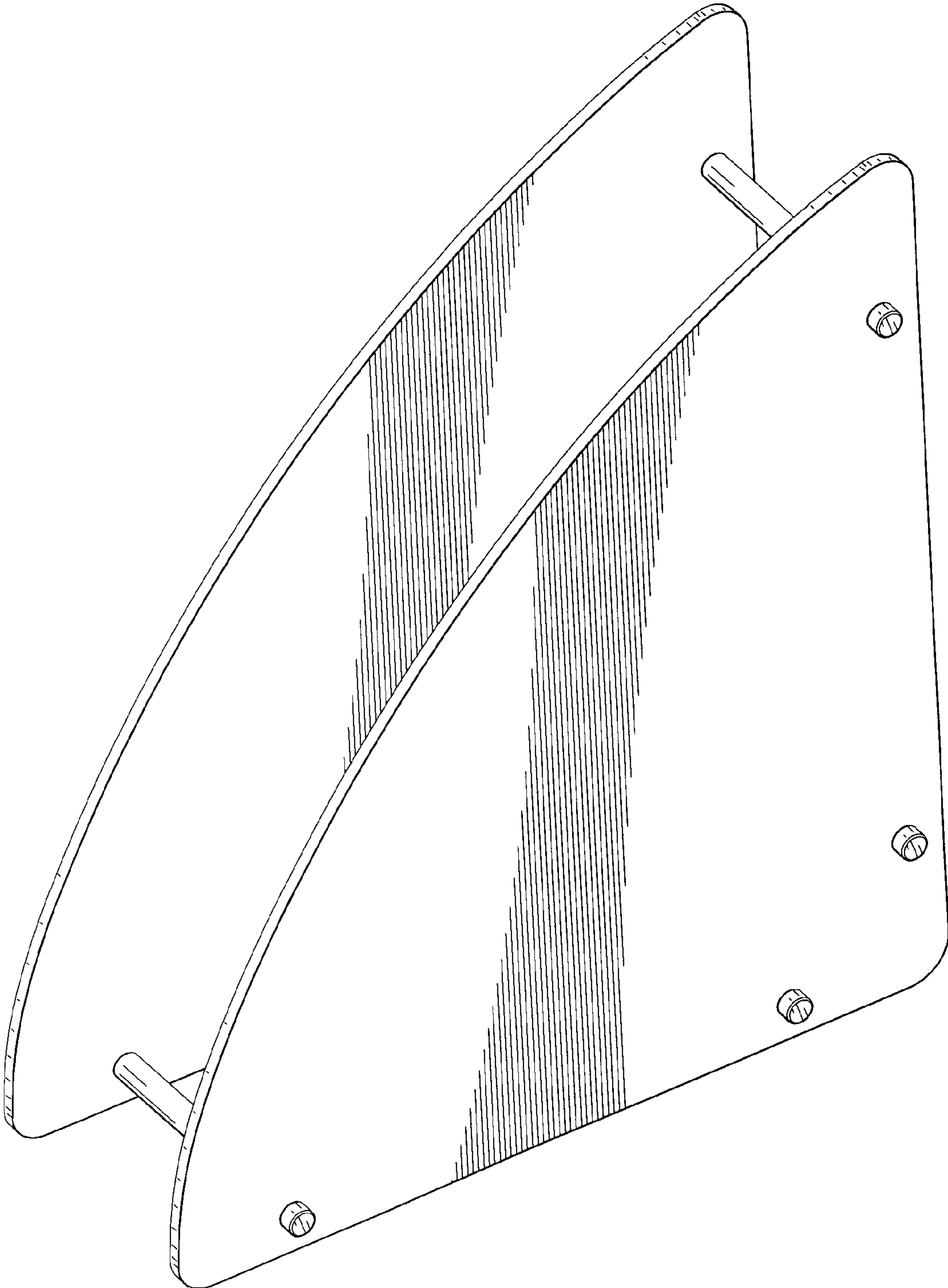


FIG. 1




FIG. 2




FIG. 3




FIG. 4




FIG. 5




FIG. 6